

Grades Served 6-8 **Student Enrollment Details** 532 Students Enrolled **District** DALLAS ISD **Address** 9339 S POLK ST, DALLAS, TX 75232

CHANGE OVER TIME

HOW WELL DID THIS SCHOOL PERFORM OVERALL?



85 out of 100

This shows how well this school prepared students for success, both in school and after high school in college, a career, or the military.

CHANGE OVER TIME


2017-18
Met Standard
91 out of 100

2018-19
B
85 out of 100

This section showcases annually the overall grade of this campus to showcase their improvement over time. The overall grade is based on performance in the three domains listed below.

OVERALL PERFORMANCE DETAILS


STUDENT ACHIEVEMENT



82 out of 100

Student Achievement shows how much students know and are able to do at the end of the school year.


SCHOOL PROGRESS



88 out of 100

School Progress shows how students perform over time and how that growth compares to similar schools.

CLOSING THE GAPS



87 out of 100

The Closing the Gaps domain tells us how well different populations of students in a district are performing.

LOCAL PERFORMANCE DETAILS

ACADEMICS



80 out of 100

CULTURE AND CLIMATE



79 out of 100

LOCALLY DETERMINED



93 out of 100

WHERE DID THIS SCHOOL PERFORM EXCEPTIONALLY WELL?

- ✗ ACADEMIC ACHIEVEMENT IN SCIENCE
- ✓ TOP 25%: COMPARATIVE ACADEMIC GROWTH
- ✓ ACADEMIC ACHIEVEMENT IN MATHEMATICS
- ✓ POST-SECONDARY READINESS

- ✓ ACADEMIC ACHIEVEMENT IN ENGLISH LANGUAGE ARTS/READING
- ✓ TOP 25%: COMPARATIVE CLOSING THE GAPS
- ✗ ACADEMIC ACHIEVEMENT IN SOCIAL STUDIES

Grades Served 6-8 **Student Enrollment Details** 532 Students Enrolled **District** DALLAS ISD **Address** 9339 S POLK ST, DALLAS, TX 75232

HOW ARE SCORES CALCULATED?



STUDENT ACHIEVEMENT

The Student Achievement score is based on STAAR performance only, for this school.



SCHOOL PROGRESS

The higher score of Academic Growth or Relative Performance is used.

Component	Score	% of grade
Academic Growth	81	
Relative Performance	88	100%
Total	88	100%



CLOSING THE GAPS

Component	Score	% of grade
Grade Level Performance	81	30.0%
Academic Growth/Graduation Rate	100	50.0%
English Language Proficiency	0	10.0%
Student Achievement	100	10.0%
Total	87	100%