


Student Enrollment Details 155,030 Students Enrolled **Address** 9400 N CENTRAL EXPY, DALLAS, TX 75231

DISTRICT OVERVIEW 2018-19

HOW WELL DID THIS DISTRICT PERFORM OVERALL?



86 out of 100

This shows how well this school prepared students for success, both in school and after high school in college, a career, or the military.

CHANGE OVER TIME

2017-18
B
81 out of 100

2018-19
B
86 out of 100

This section showcases annually the overall grade of this district to showcase their improvement over time. The overall grade is based on performance in the three domains listed below.

OVERALL PERFORMANCE DETAILS


STUDENT ACHIEVEMENT



79 out of 100

Student Achievement shows how much students know and are able to do at the end of the school year.


SCHOOL PROGRESS



89 out of 100

School Progress shows how students perform over time and how that growth compares to similar schools.

CLOSING THE GAPS



78 out of 100

The Closing the Gaps domain tells us how well different populations of students in a district are performing.

WHERE DID THIS DISTRICT PERFORM EXCEPTIONALLY WELL?

Student Enrollment Details 155,030 Students Enrolled **Address** 9400 N CENTRAL EXPY, DALLAS, TX 75231

HOW ARE SCORES CALCULATED?

STUDENT ACHIEVEMENT

Component	Score	% of grade
STAAR Performance	78	40%
College, Career, and Military Readiness	86	40%
Graduation Rate	65	20%
Total	79	100%

SCHOOL PROGRESS

The higher score of Academic Growth or Relative Performance is used.


Component	Score	% of grade
Academic Growth	80	
Relative Performance	90	100%
Total	89	100%

CLOSING THE GAPS

Component	Score	% of grade
Grade Level Performance	64	50.0%
Academic Growth/Graduation Rate	0	10.0%
English Language Proficiency	0	10.0%
Student Achievement	83	30.0%
Total	78	100%

FINANCE SUMMARY 2017-18

HOW MUCH DID THIS DISTRICT RECEIVE COMPARED TO OTHERS?



FINANCIAL INTEGRITY RATING SYSTEM OF TEXAS (FIRST) FOR 2018-19



98 out of 100