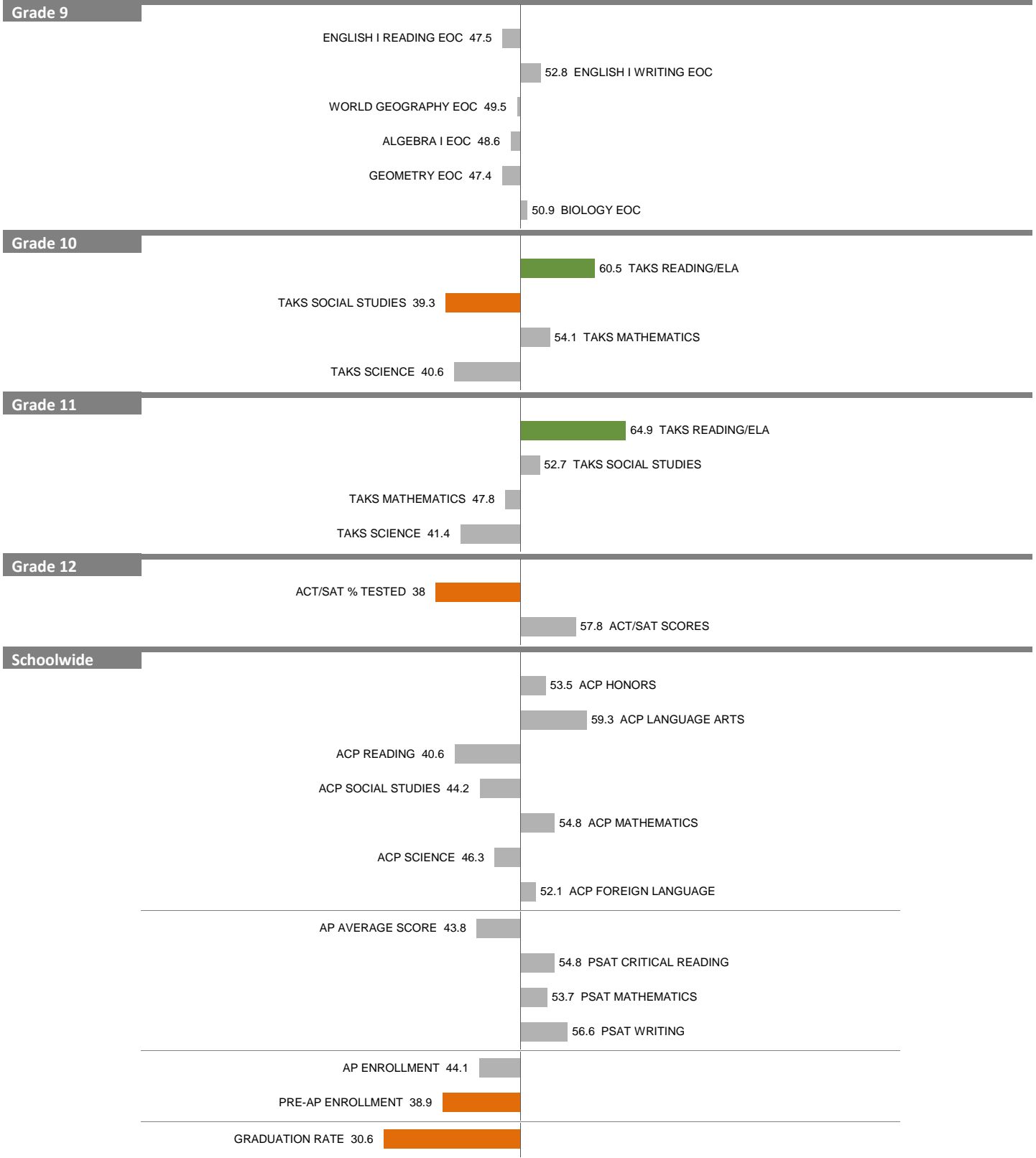


2011-12 School Effectiveness Index (SEI) Analysis

1-BRYAN ADAMS
2012-13 DIVISION 5

Overall SEI: 48.1



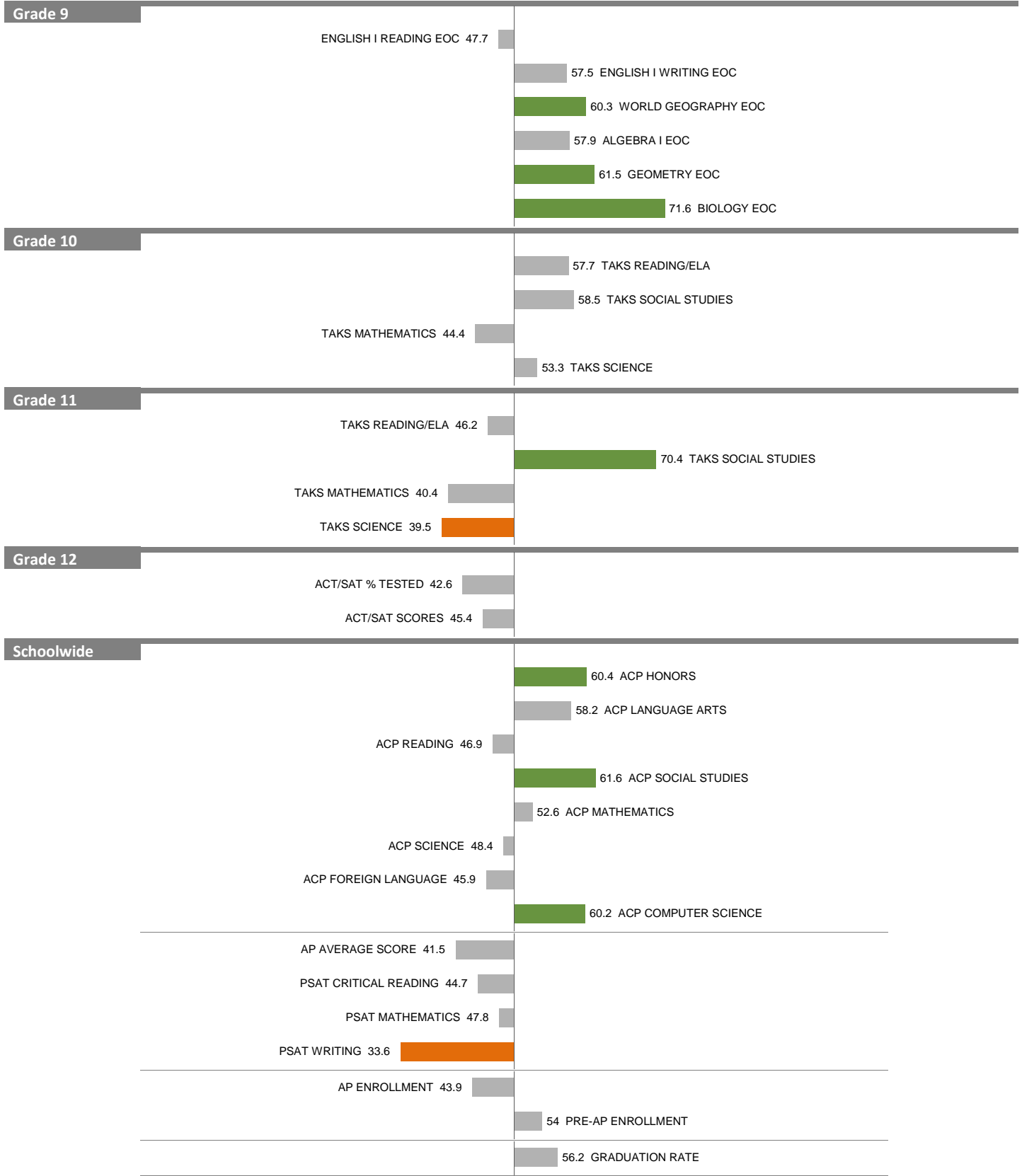
NOTES: "Overall SEI" has an average of 50 and standard deviation of 5; the range for an "average" overall SEI is 45 to 55. Component SEIs (i.e., "Grade 5 STAAR READING" or "PSAT WRITING") each have an average of 50 and standard deviation of 10. The range for an "average" component SEI is 40 to 60. Component SEIs are computed only if at least eight students are included.

2011-12 School Effectiveness Index (SEI) Analysis

2-W. H. ADAMSON

Overall SEI: 53.0

2012-13 DIVISION 5



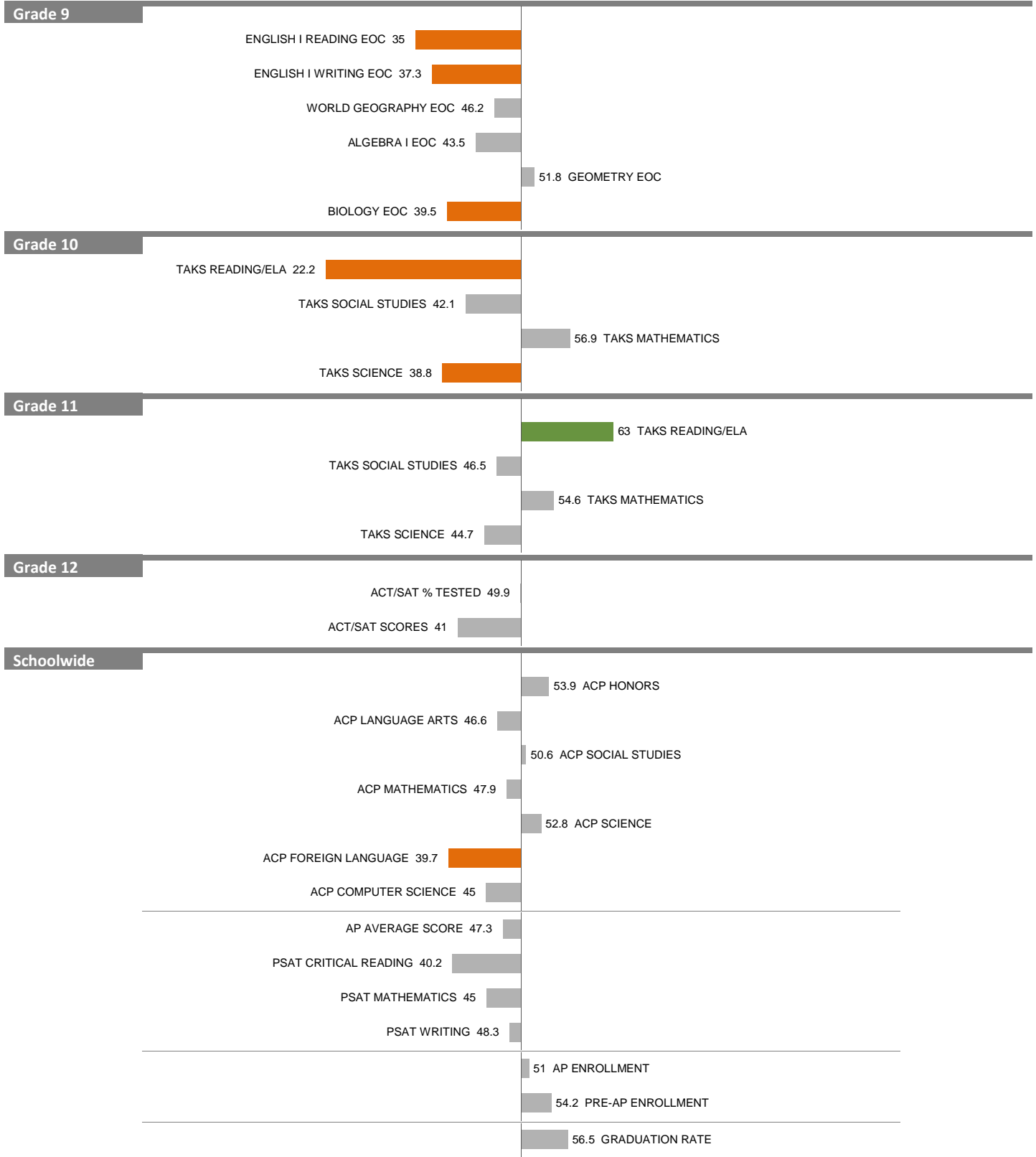
NOTES: "Overall SEI" has an average of 50 and standard deviation of 5; the range for an "average" overall SEI is 45 to 55. Component SEIs (i.e., "Grade 5 STAAR READING" or "PSAT WRITING") each have an average of 50 and standard deviation of 10. The range for an "average" component SEI is 40 to 60. Component SEIs are computed only if at least eight students are included.

2011-12 School Effectiveness Index (SEI) Analysis

5-MOISES E. MOLINA

Overall SEI: 45.6

2012-13 DIVISION 3



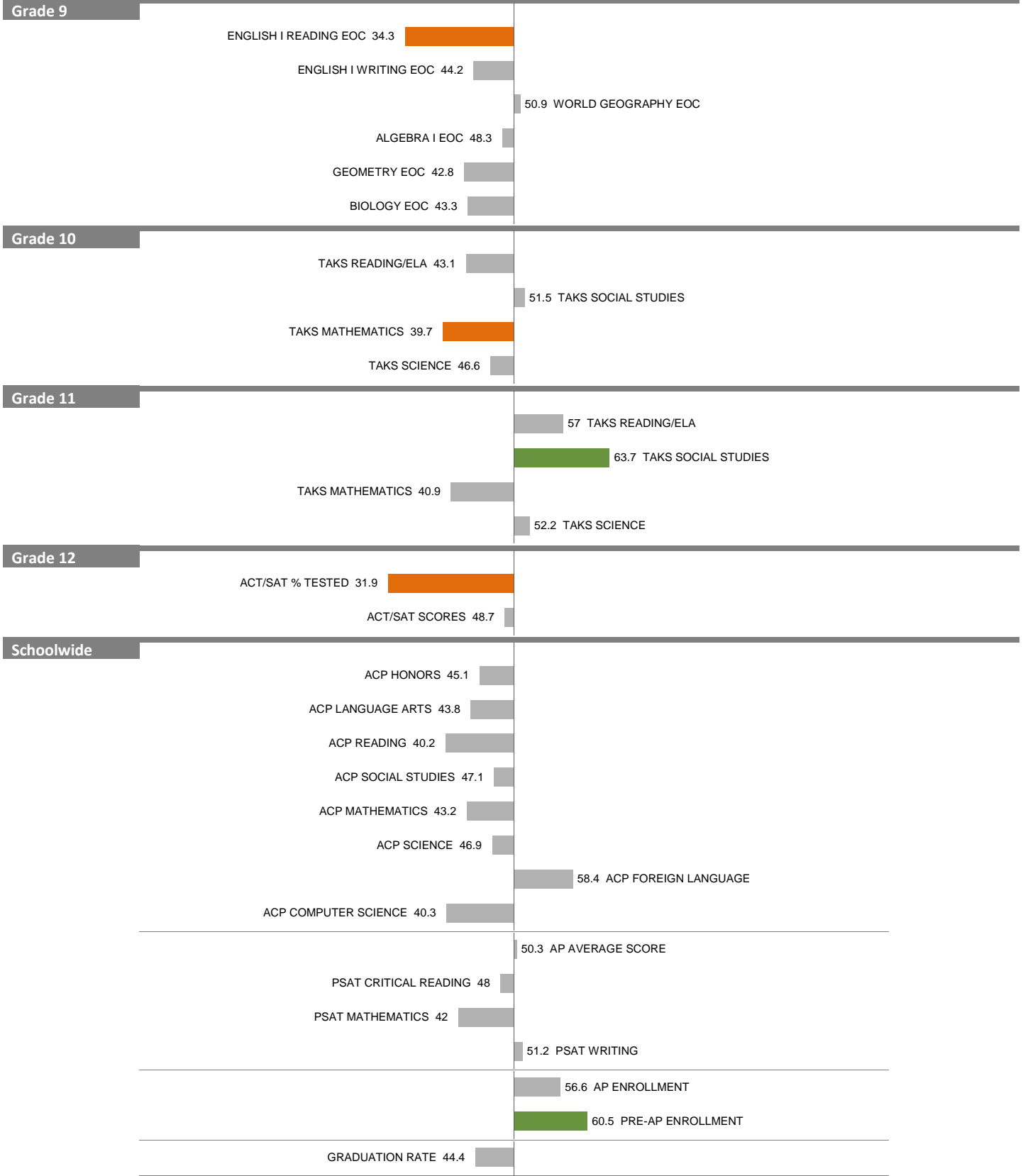
NOTES: "Overall SEI" has an average of 50 and standard deviation of 5; the range for an "average" overall SEI is 45 to 55. Component SEIs (i.e., "Grade 5 STAAR READING" or "PSAT WRITING") each have an average of 50 and standard deviation of 10. The range for an "average" component SEI is 40 to 60. Component SEIs are computed only if at least eight students are included.

2011-12 School Effectiveness Index (SEI) Analysis

6-HILLCREST

Overall SEI: 45.9

2012-13 DIVISION 3



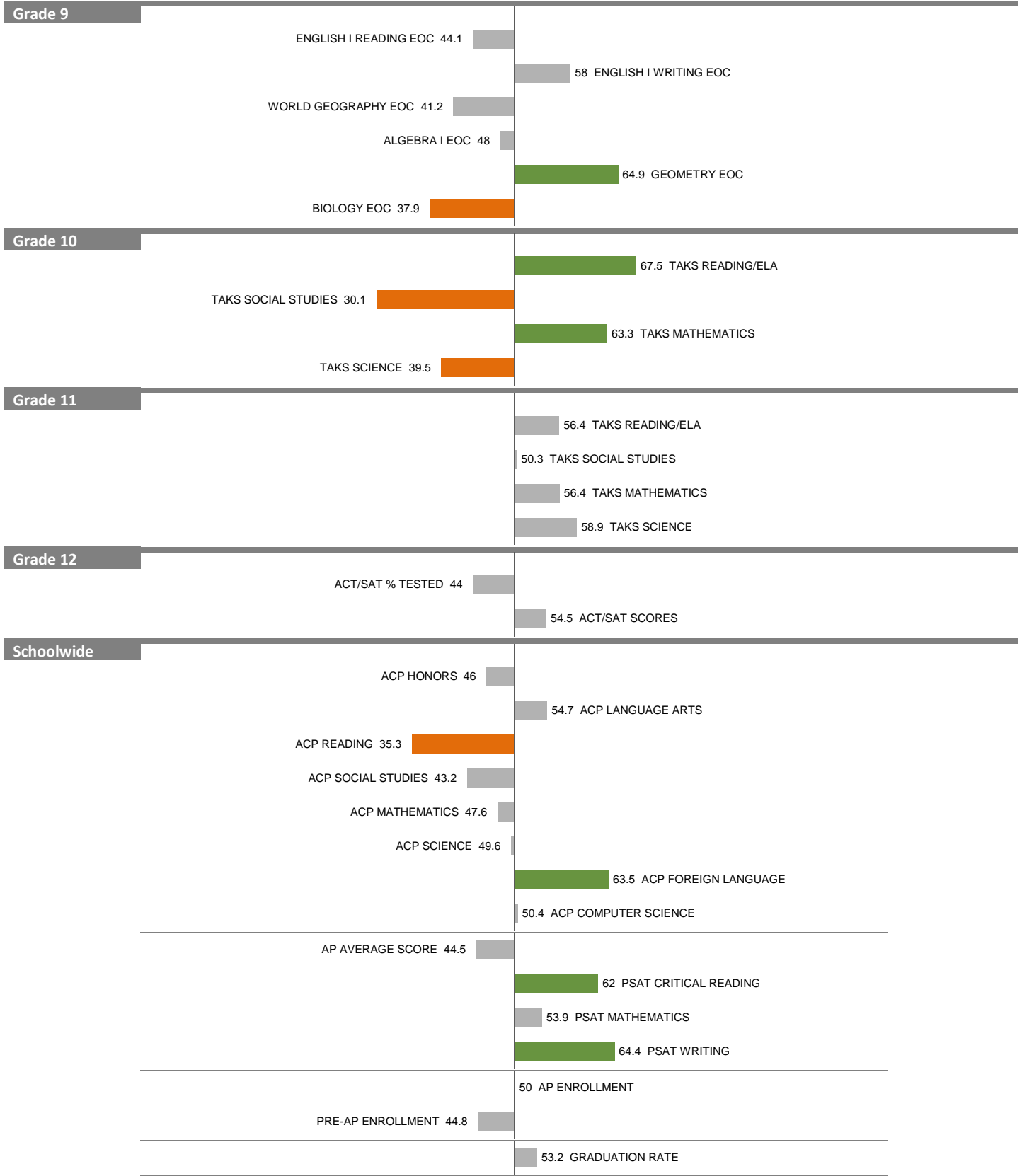
NOTES: "Overall SEI" has an average of 50 and standard deviation of 5; the range for an "average" overall SEI is 45 to 55. Component SEIs (i.e., "Grade 5 STAAR READING" or "PSAT WRITING") each have an average of 50 and standard deviation of 10. The range for an "average" component SEI is 40 to 60. Component SEIs are computed only if at least eight students are included.

2011-12 School Effectiveness Index (SEI) Analysis

7–THOMAS JEFFERSON

Overall SEI: 49.4

2012-13 DIVISION 1



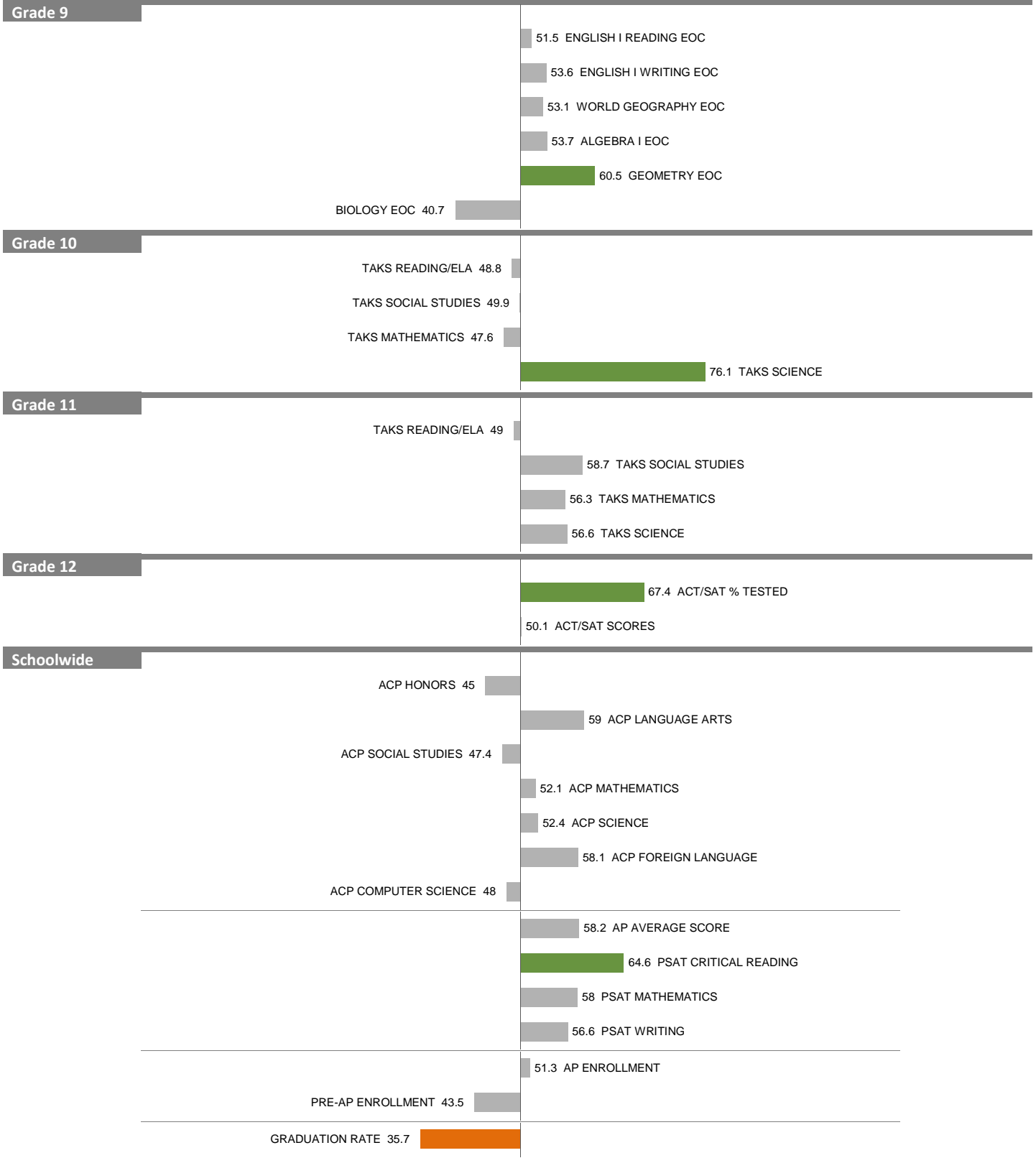
NOTES: "Overall SEI" has an average of 50 and standard deviation of 5; the range for an "average" overall SEI is 45 to 55. Component SEIs (i.e., "Grade 5 STAAR READING" or "PSAT WRITING") each have an average of 50 and standard deviation of 10. The range for an "average" component SEI is 40 to 60. Component SEIs are computed only if at least eight students are included.

2011-12 School Effectiveness Index (SEI) Analysis

8—JUSTIN F. KIMBALL

Overall SEI: 52.7

2012-13 DIVISION 1



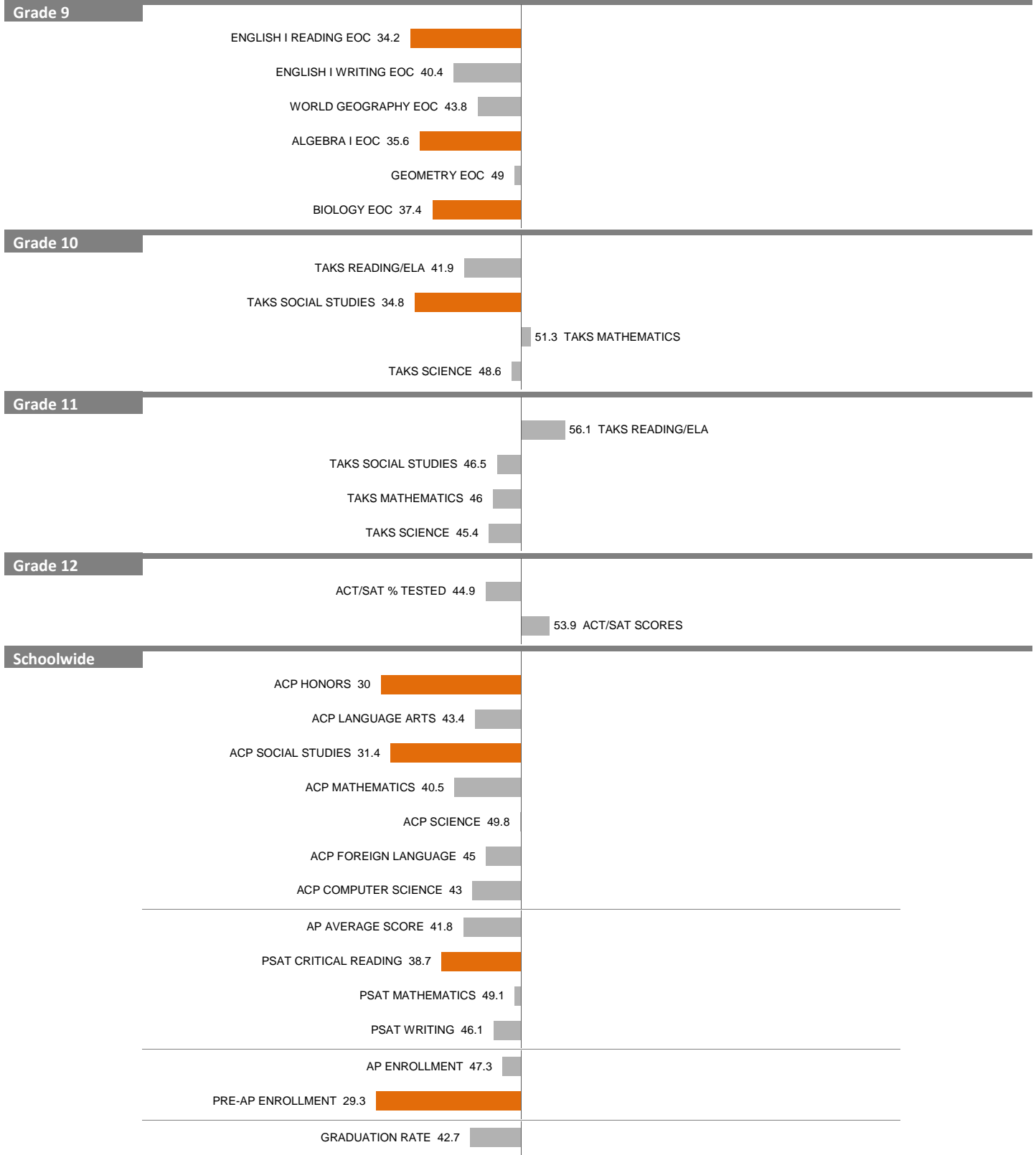
NOTES: "Overall SEI" has an average of 50 and standard deviation of 5; the range for an "average" overall SEI is 45 to 55. Component SEIs (i.e., "Grade 5 STAAR READING" or "PSAT WRITING") each have an average of 50 and standard deviation of 10. The range for an "average" component SEI is 40 to 60. Component SEIs are computed only if at least eight students are included.

2011-12 School Effectiveness Index (SEI) Analysis

9-LINCOLN

Overall SEI: 42.2

2012-13 DIVISION 5

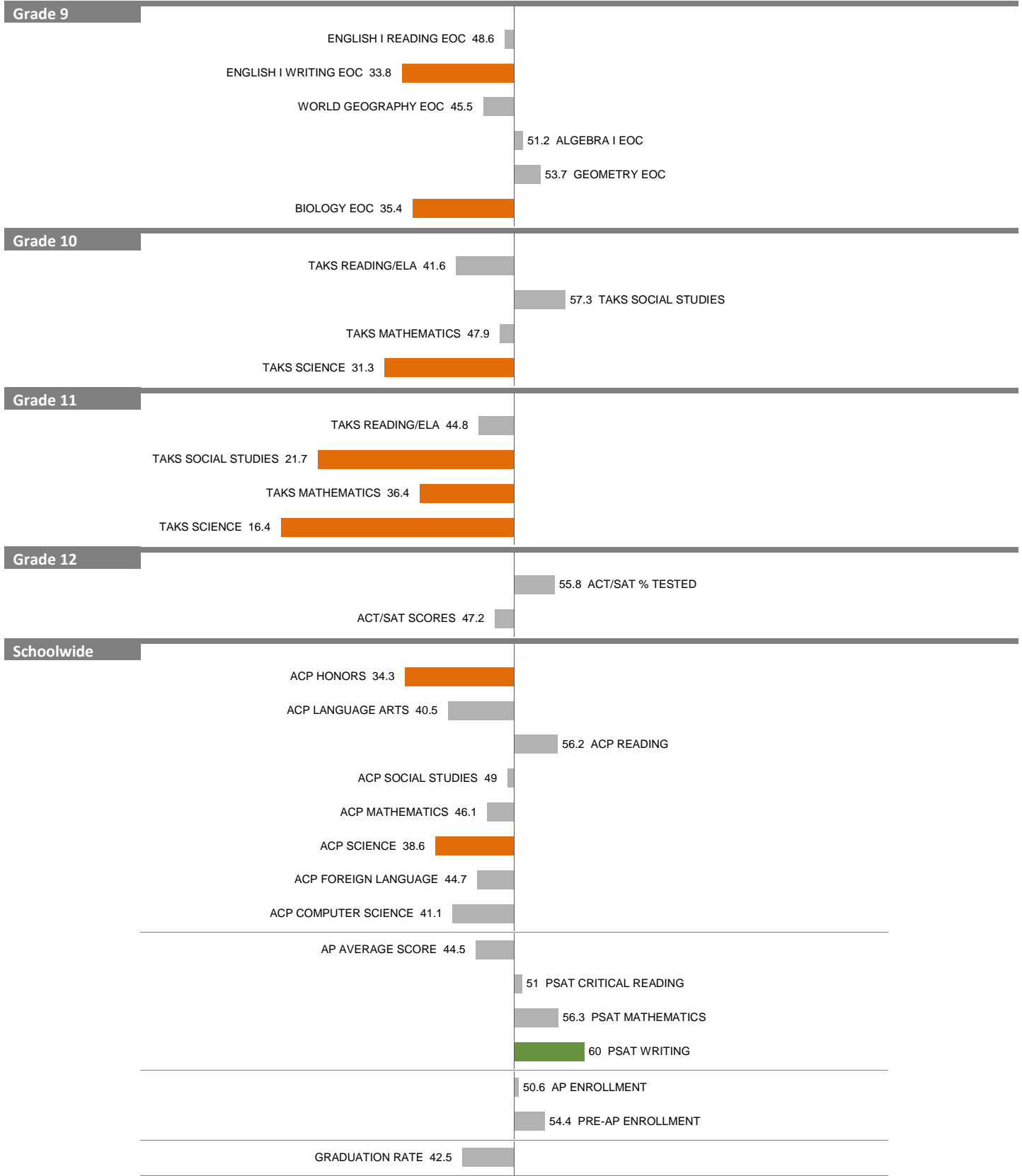


NOTES: "Overall SEI" has an average of 50 and standard deviation of 5; the range for an "average" overall SEI is 45 to 55. Component SEIs (i.e., "Grade 5 STAAR READING" or "PSAT WRITING") each have an average of 50 and standard deviation of 10. The range for an "average" component SEI is 40 to 60. Component SEIs are computed only if at least eight students are included.

2011-12 School Effectiveness Index (SEI) Analysis

12-L. G. PINKSTON
2012-13 DIVISION 3

Overall SEI: 42.2



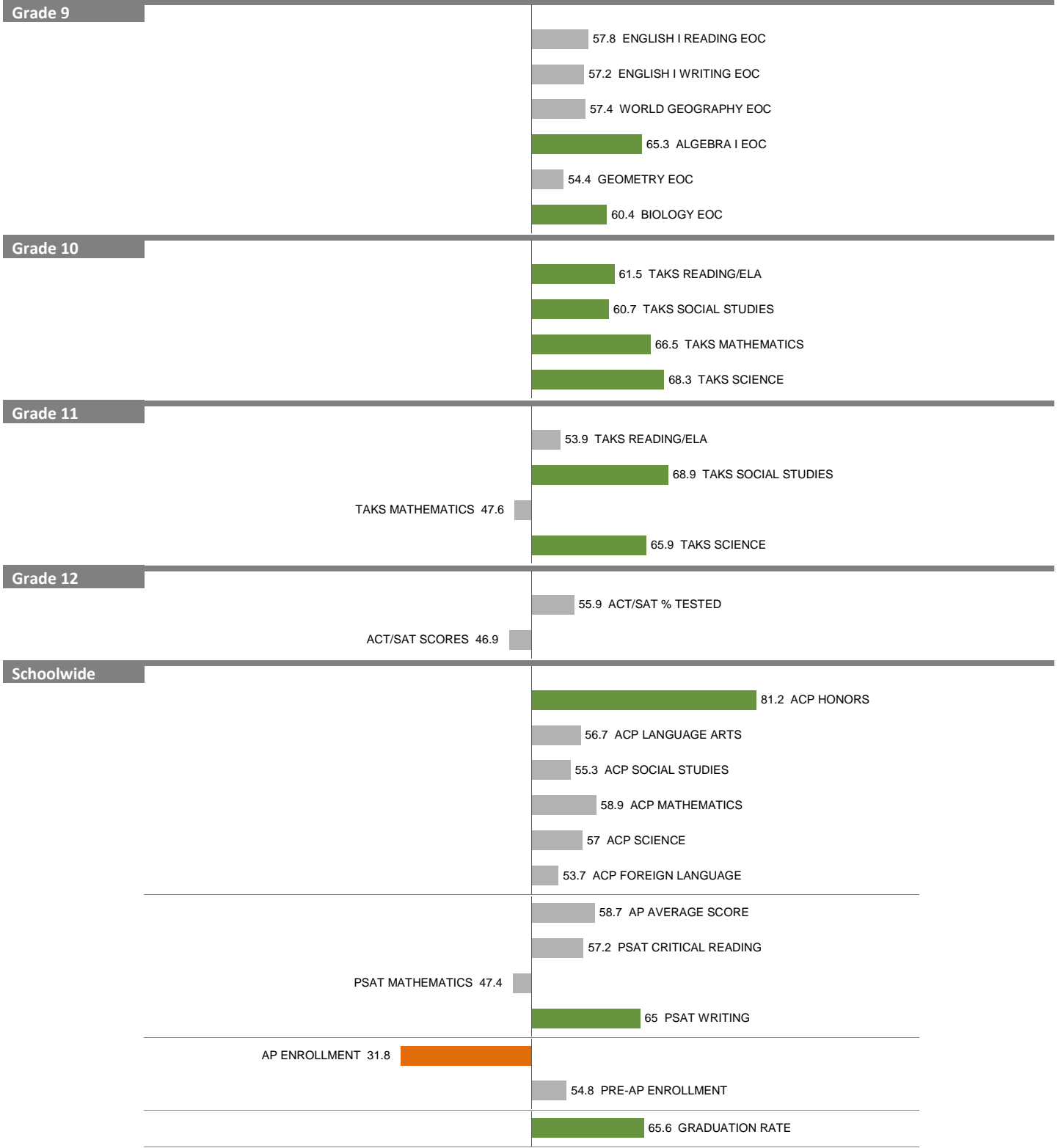
NOTES: "Overall SEI" has an average of 50 and standard deviation of 5; the range for an "average" overall SEI is 45 to 55. Component SEIs (i.e., "Grade 5 STAAR READING" or "PSAT WRITING") each have an average of 50 and standard deviation of 10. The range for an "average" component SEI is 40 to 60. Component SEIs are computed only if at least eight students are included.

2011-12 School Effectiveness Index (SEI) Analysis

13-FRANKLIN D. ROOSEVELT

Overall SEI: 58.4

2012-13 DIVISION 2



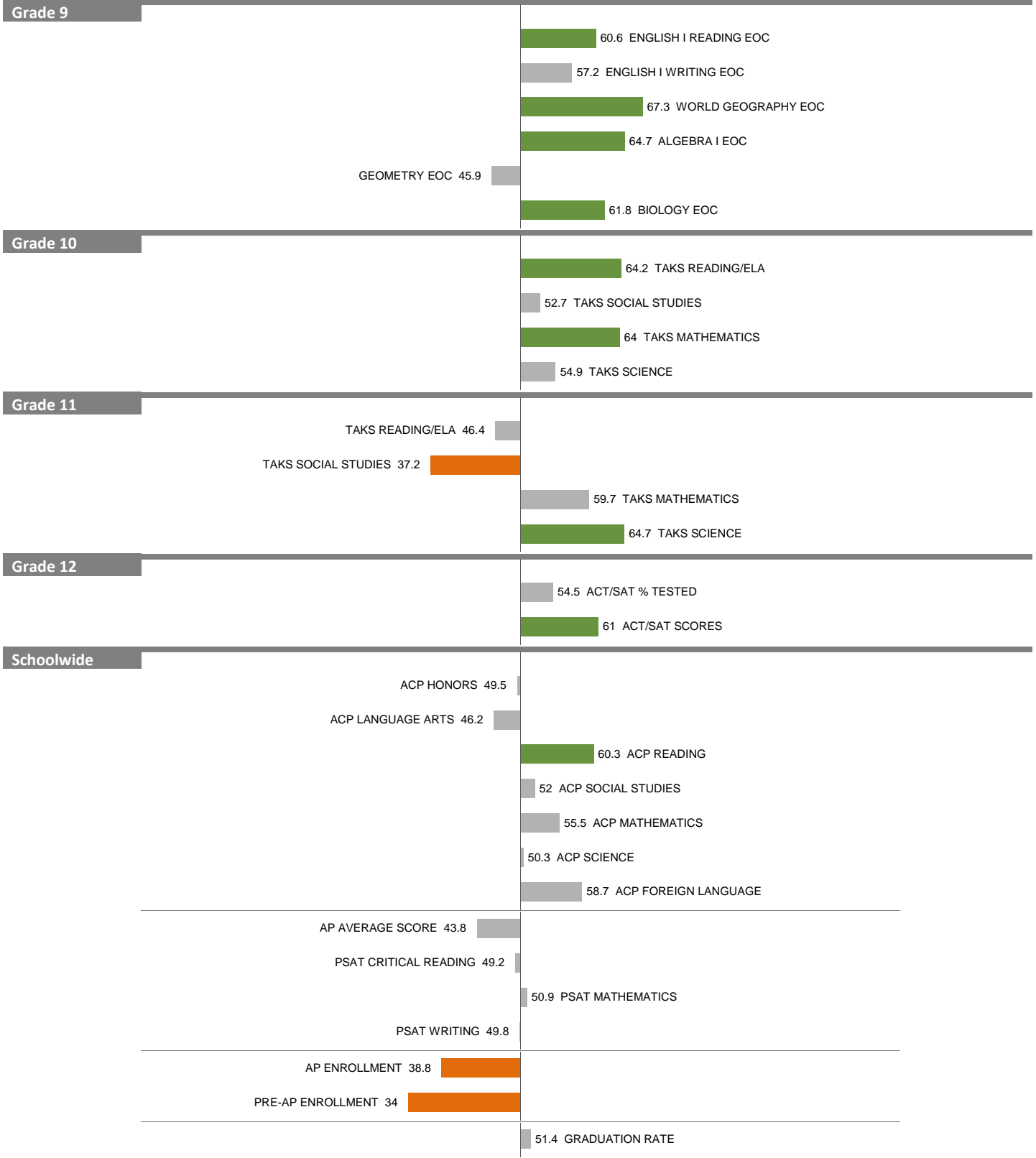
NOTES: "Overall SEI" has an average of 50 and standard deviation of 5; the range for an "average" overall SEI is 45 to 55. Component SEIs (i.e., "Grade 5 STAAR READING" or "PSAT WRITING") each have an average of 50 and standard deviation of 10. The range for an "average" component SEI is 40 to 60. Component SEIs are computed only if at least eight students are included.

2011-12 School Effectiveness Index (SEI) Analysis

14-W. W. SAMUELL

Overall SEI: 54.4

2012-13 DIVISION 2



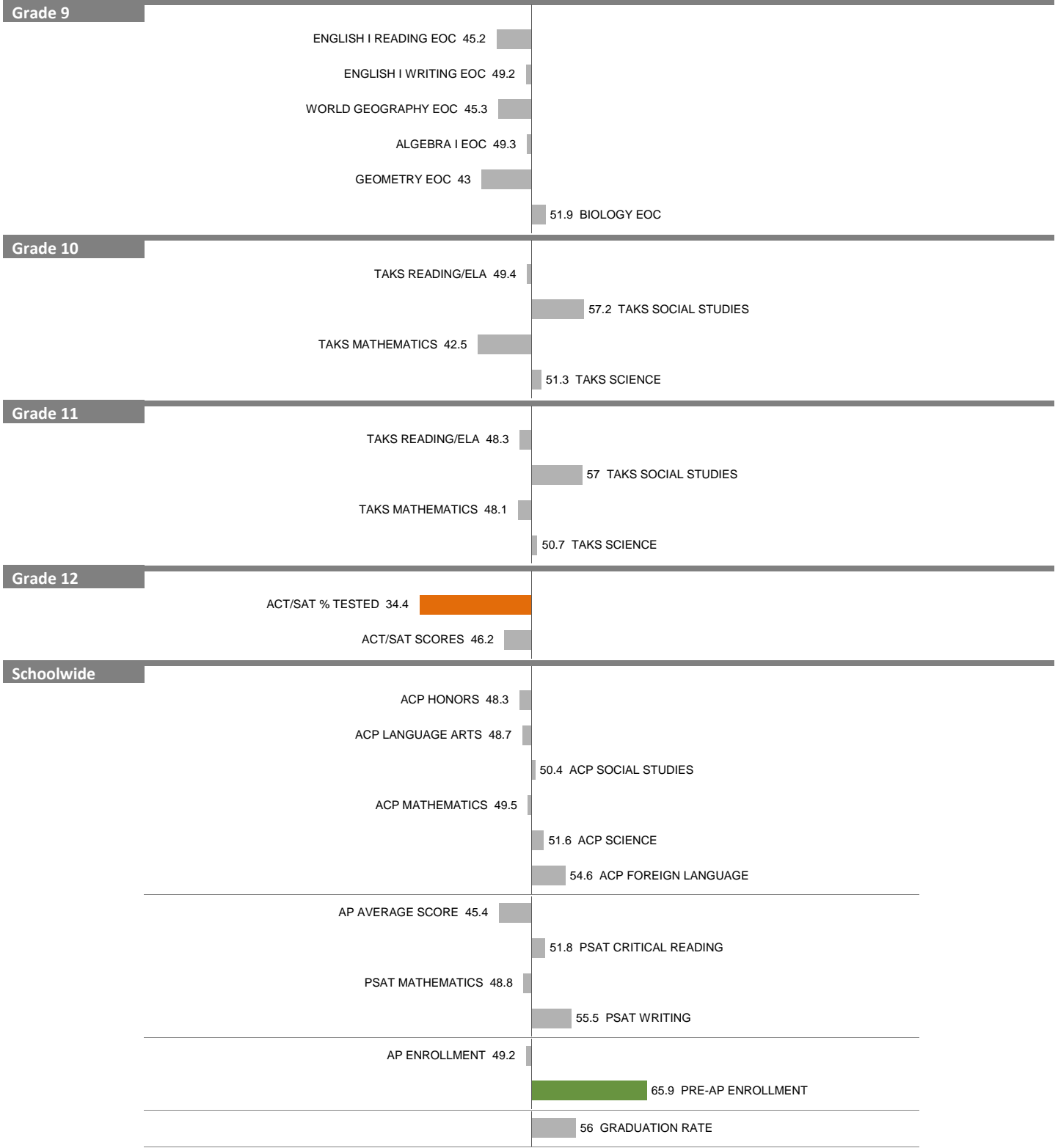
NOTES: "Overall SEI" has an average of 50 and standard deviation of 5; the range for an "average" overall SEI is 45 to 55. Component SEIs (i.e., "Grade 5 STAAR READING" or "PSAT WRITING") each have an average of 50 and standard deviation of 10. The range for an "average" component SEI is 40 to 60. Component SEIs are computed only if at least eight students are included.

2011-12 School Effectiveness Index (SEI) Analysis

15-SEAGOVILLE HIGH SCHOOL

Overall SEI: 48.9

2012-13 DIVISION 5



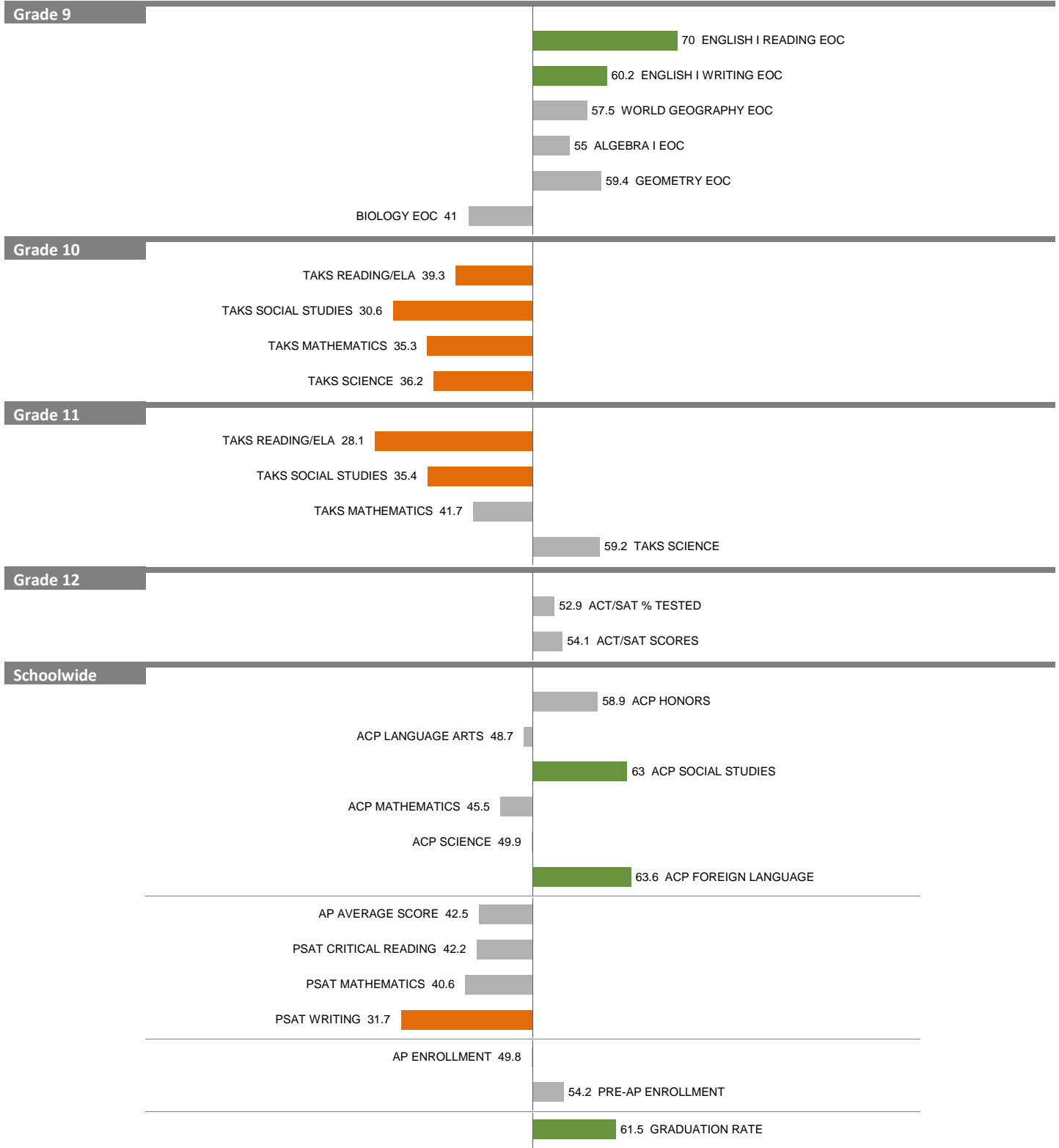
NOTES: "Overall SEI" has an average of 50 and standard deviation of 5; the range for an "average" overall SEI is 45 to 55. Component SEIs (i.e., "Grade 5 STAAR READING" or "PSAT WRITING") each have an average of 50 and standard deviation of 10. The range for an "average" component SEI is 40 to 60. Component SEIs are computed only if at least eight students are included.

2011-12 School Effectiveness Index (SEI) Analysis

16-SOUTH OAK CLIFF

Overall SEI: 48.0

2012-13 DIVISION 4



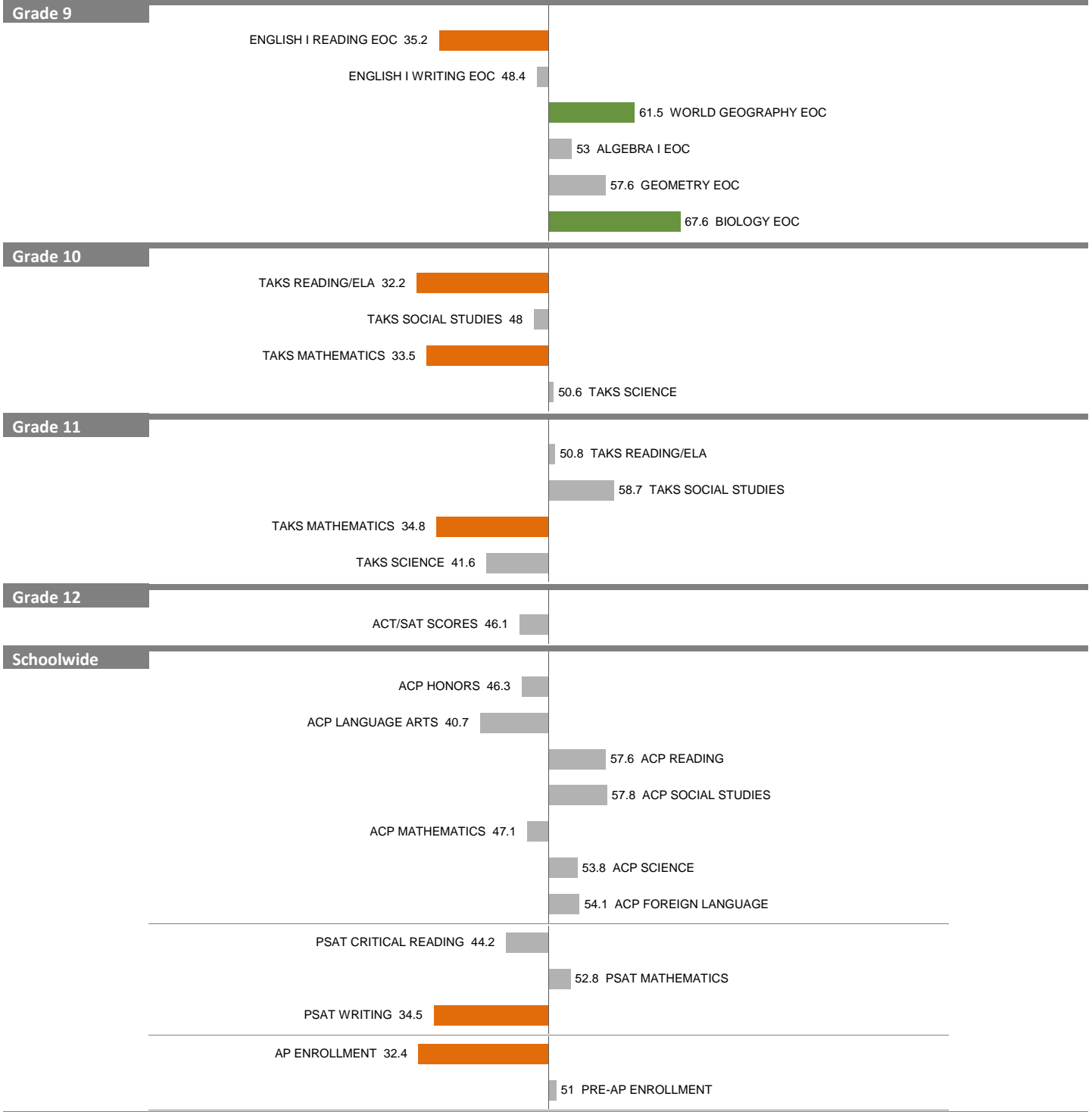
NOTES: "Overall SEI" has an average of 50 and standard deviation of 5; the range for an "average" overall SEI is 45 to 55. Component SEIs (i.e., "Grade 5 STAAR READING" or "PSAT WRITING") each have an average of 50 and standard deviation of 10. The range for an "average" component SEI is 40 to 60. Component SEIs are computed only if at least eight students are included.

2011-12 School Effectiveness Index (SEI) Analysis

17-H. GRADY SPRUCE

Overall SEI: 47.8

2012-13 DIVISION 5



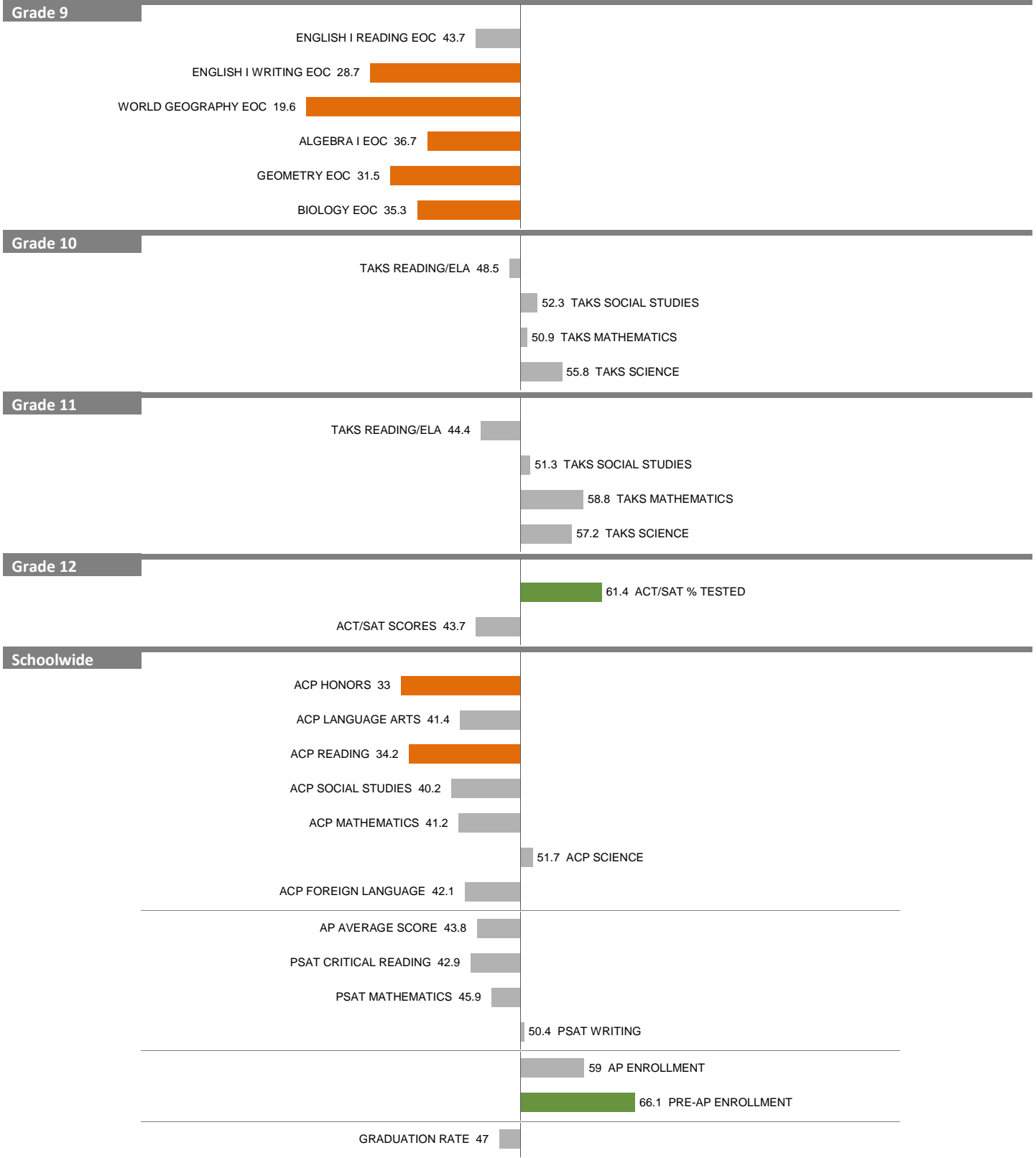
NOTES: "Overall SEI" has an average of 50 and standard deviation of 5; the range for an "average" overall SEI is 45 to 55. Component SEIs (i.e., "Grade 5 STAAR READING" or "PSAT WRITING") each have an average of 50 and standard deviation of 10. The range for an "average" component SEI is 40 to 60. Component SEIs are computed only if at least eight students are included.

2011-12 School Effectiveness Index (SEI) Analysis

18-SUNSET

Overall SEI: 44.0

2012-13 DIVISION 1

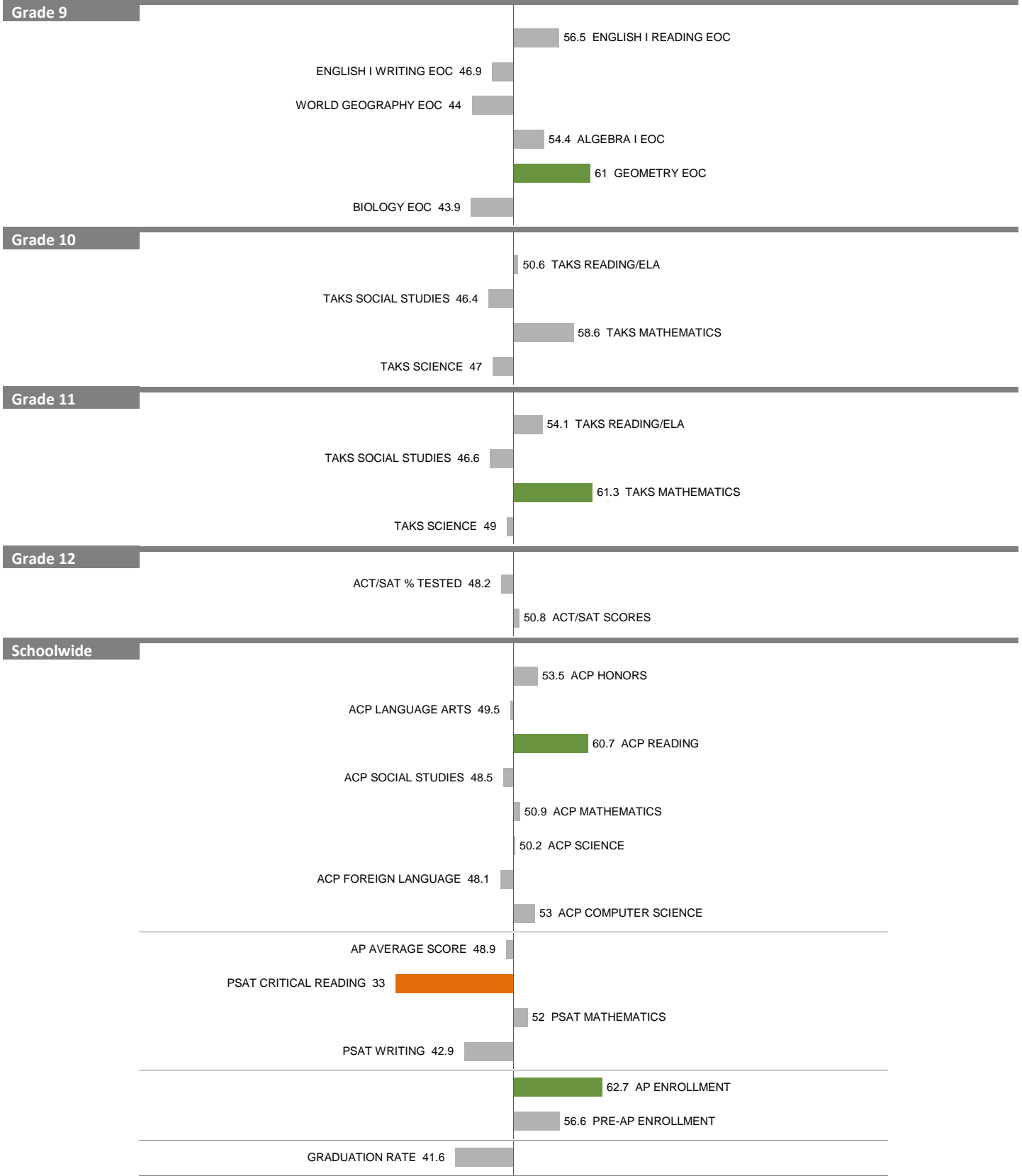


NOTES: "Overall SEI" has an average of 50 and standard deviation of 5; the range for an "average" overall SEI is 45 to 55. Component SEIs (i.e., "Grade 5 STAAR READING" or "PSAT WRITING") each have an average of 50 and standard deviation of 10. The range for an "average" component SEI is 40 to 60. Component SEIs are computed only if at least eight students are included.

2011-12 School Effectiveness Index (SEI) Analysis

21-W. T. WHITE
2012-13 DIVISION 2

Overall SEI: 50.9



NOTES: "Overall SEI" has an average of 50 and standard deviation of 5; the range for an "average" overall SEI is 45 to 55. Component SEIs (i.e., "Grade 5 STAAR READING" or "PSAT WRITING") each have an average of 50 and standard deviation of 10. The range for an "average" component SEI is 40 to 60. Component SEIs are computed only if at least eight students are included.

2011-12 School Effectiveness Index (SEI) Analysis

22-WOODROW WILSON

Overall SEI: 51.0

2012-13 DIVISION 4



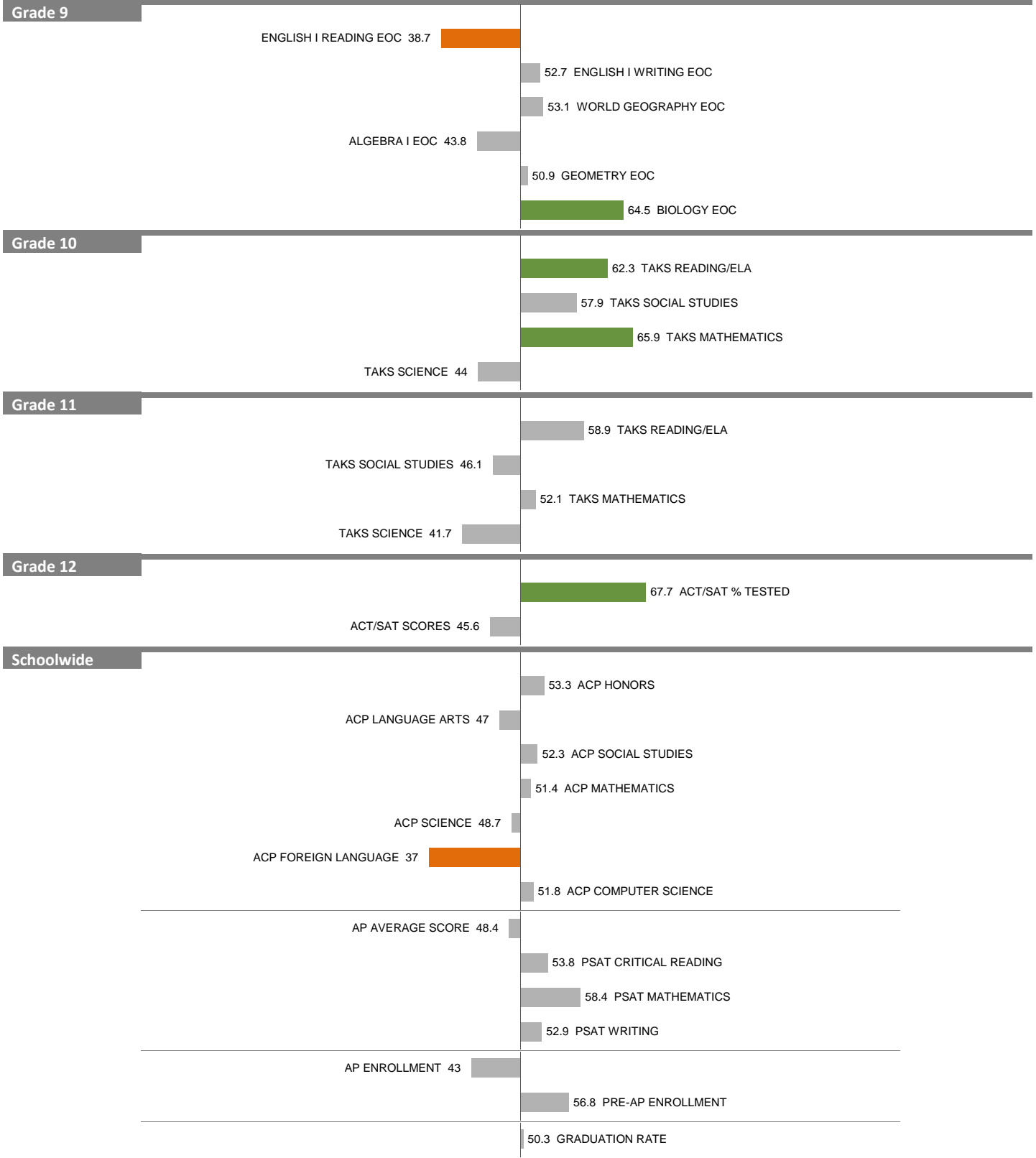
NOTES: "Overall SEI" has an average of 50 and standard deviation of 5; the range for an "average" overall SEI is 45 to 55. Component SEIs (i.e., "Grade 5 STAAR READING" or "PSAT WRITING") each have an average of 50 and standard deviation of 10. The range for an "average" component SEI is 40 to 50. Component SEIs are computed only if at least eight students are included.

2011-12 School Effectiveness Index (SEI) Analysis

23-DAVID W. CARTER

Overall SEI: 51.3

2012-13 DIVISION 1

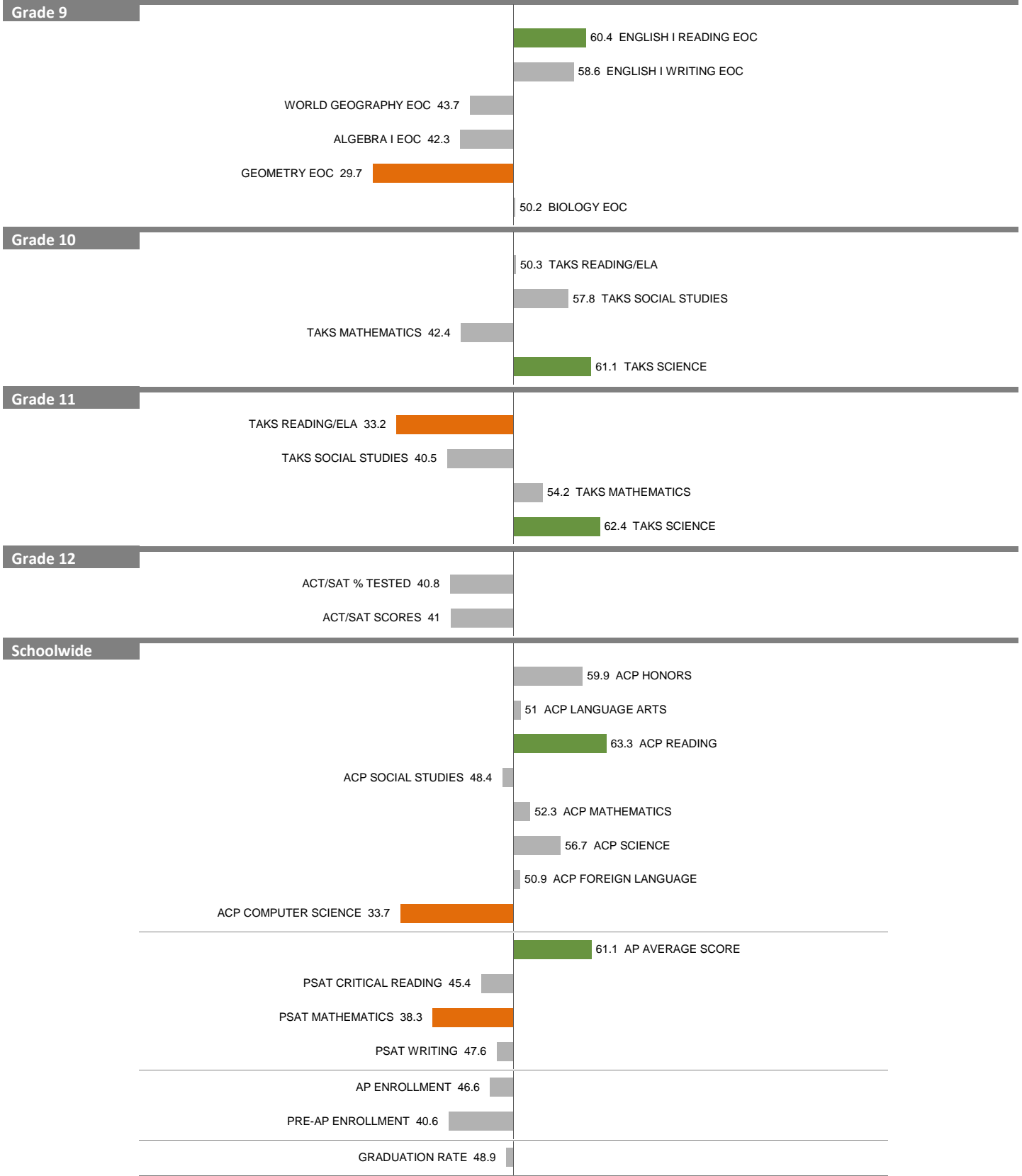


NOTES: "Overall SEI" has an average of 50 and standard deviation of 5; the range for an "average" overall SEI is 45 to 55. Component SEIs (i.e., "Grade 5 STAAR READING" or "PSAT WRITING") each have an average of 50 and standard deviation of 10. The range for an "average" component SEI is 40 to 60. Component SEIs are computed only if at least eight students are included.

2011-12 School Effectiveness Index (SEI) Analysis

24-NORTH DALLAS
2012-13 DIVISION 3

Overall SEI: 49.0



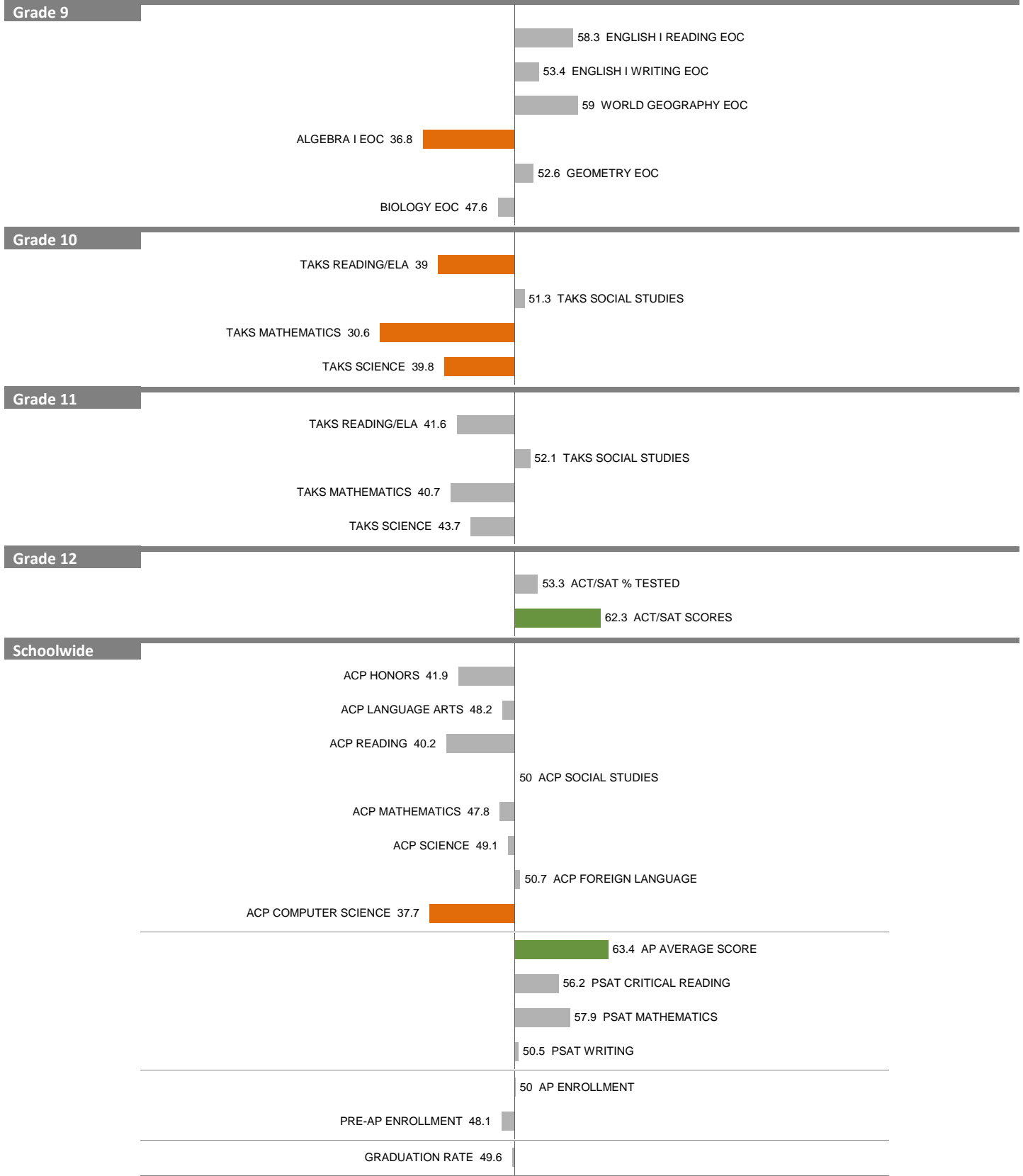
NOTES: "Overall SEI" has an average of 50 and standard deviation of 5; the range for an "average" overall SEI is 45 to 55. Component SEIs (i.e., "Grade 5 STAAR READING" or "PSAT WRITING") each have an average of 50 and standard deviation of 10. The range for an "average" component SEI is 40 to 60. Component SEIs are computed only if at least eight students are included.

2011-12 School Effectiveness Index (SEI) Analysis

25-SKYLINE CENTER

Overall SEI: 46.6

2012-13 DIVISION 4



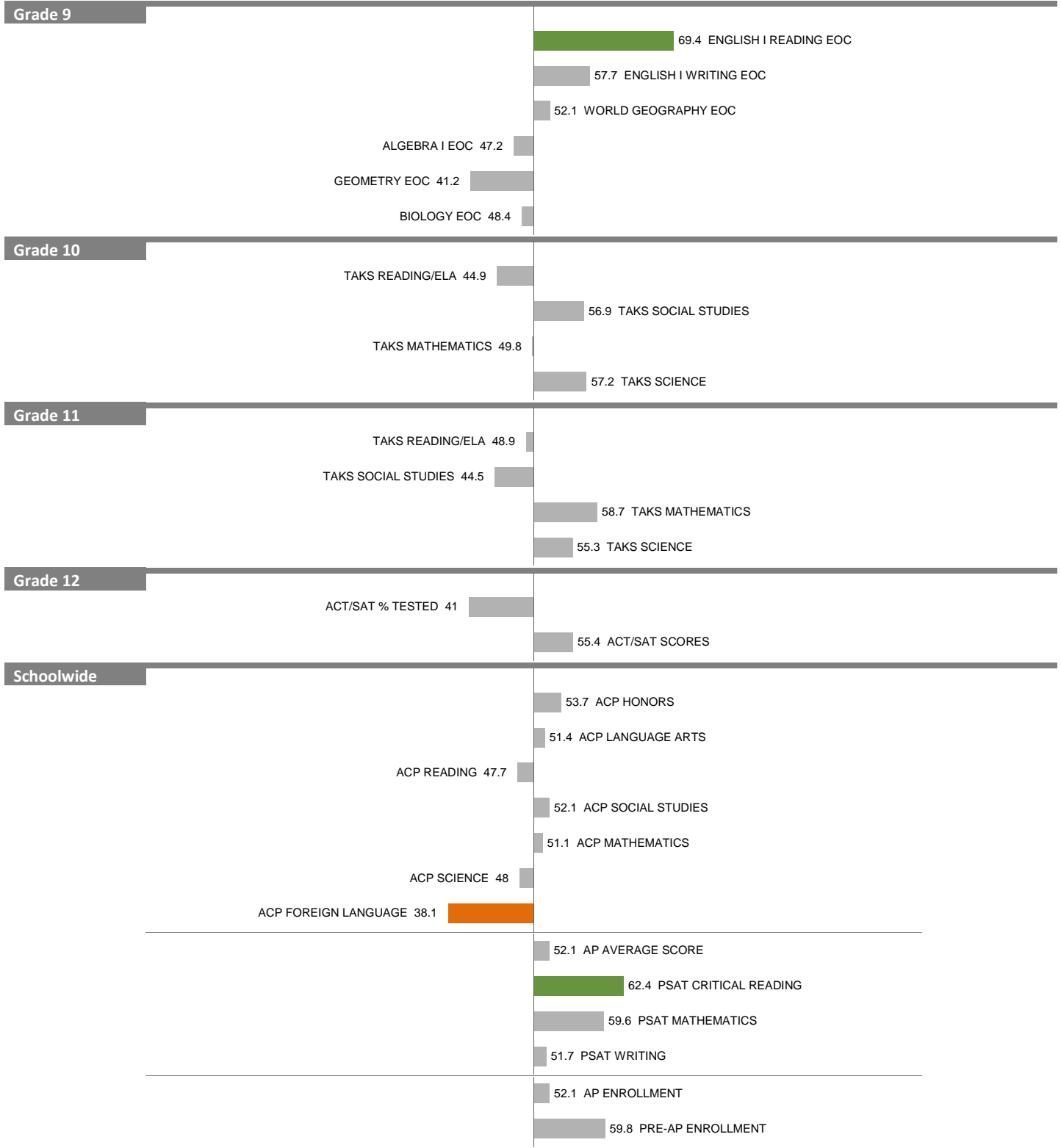
NOTES: "Overall SEI" has an average of 50 and standard deviation of 5; the range for an "average" overall SEI is 45 to 55. Component SEIs (i.e., "Grade 5 STAAR READING" or "PSAT WRITING") each have an average of 50 and standard deviation of 10. The range for an "average" component SEI is 40 to 60. Component SEIs are computed only if at least eight students are included.

2011-12 School Effectiveness Index (SEI) Analysis

28-EMMETT J. CONRAD

Overall SEI: 51.1

2012-13 DIVISION 2



NOTES: "Overall SEI" has an average of 50 and standard deviation of 5; the range for an "average" overall SEI is 45 to 55. Component SEIs (i.e., "Grade 5 STAAR READING" or "PSAT WRITING") each have an average of 50 and standard deviation of 10. The range for an "average" component SEI is 40 to 60. Component SEIs are computed only if at least eight students are included.

2011-12 School Effectiveness Index (SEI) Analysis

32-JAMES MADISON

Overall SEI: 52.5

2012-13 DIVISION 4



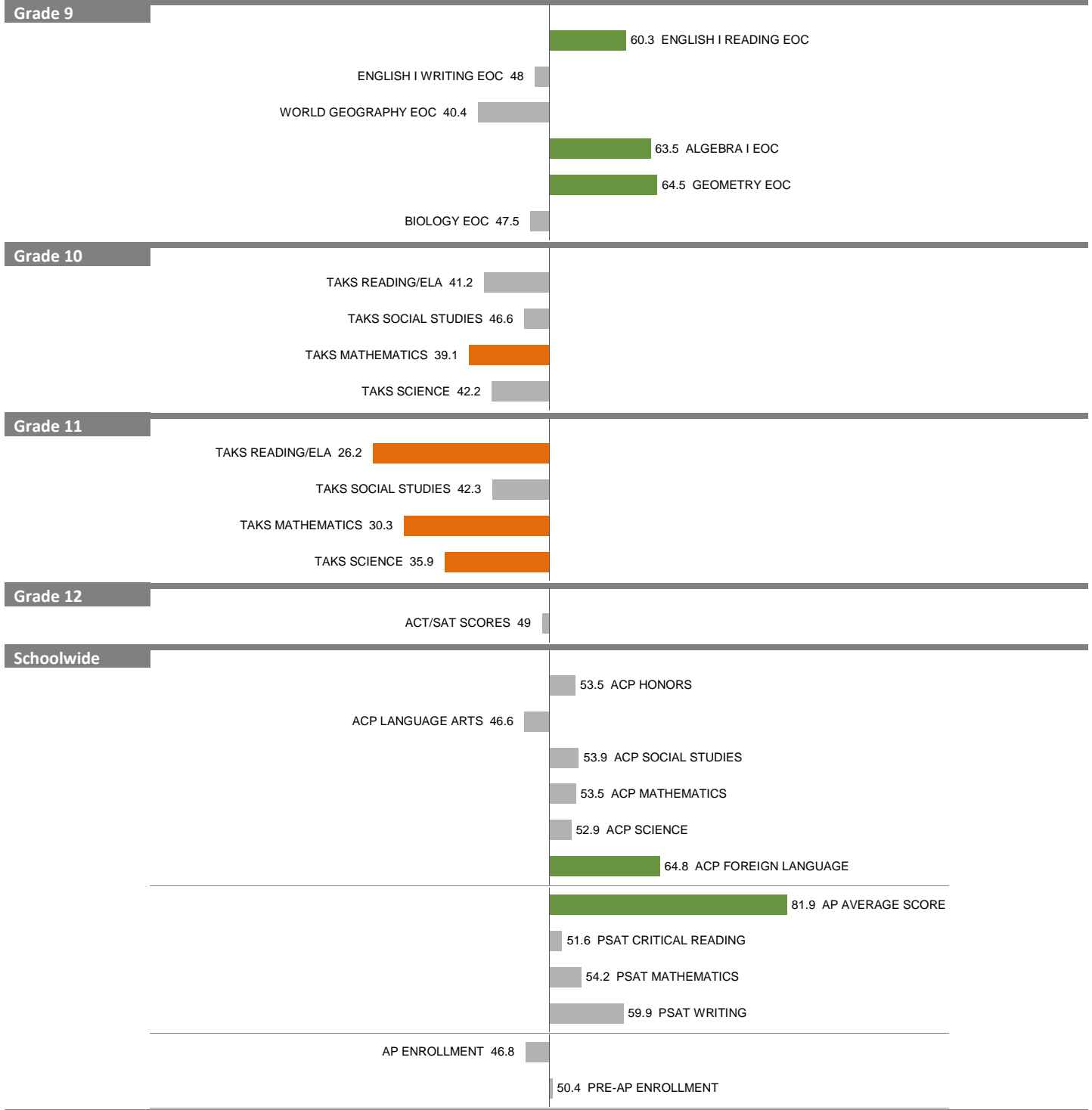
NOTES: "Overall SEI" has an average of 50 and standard deviation of 5; the range for an "average" overall SEI is 45 to 55. Component SEIs (i.e., "Grade 5 STAAR READING" or "PSAT WRITING") each have an average of 50 and standard deviation of 10. The range for an "average" component SEI is 40 to 60. Component SEIs are computed only if at least eight students are included.

2011-12 School Effectiveness Index (SEI) Analysis

85-KATHLYN J. GILLIAM COLLEGIATE ACADEMY

Overall SEI: 46.6

2012-13 DIVISION 5 (MAGNETS)




NOTES: "Overall SEI" has an average of 50 and standard deviation of 5; the range for an "average" overall SEI is 45 to 55. Component SEIs (i.e., "Grade 5 STAAR READING" or "PSAT WRITING") each have an average of 50 and standard deviation of 10. The range for an "average" component SEI is 40 to 60. Component SEIs are computed only if at least eight students are included.

2011-12 School Effectiveness Index (SEI) Analysis

88-TRINIDAD GARZA EARLY COLLEGE

Overall SEI: 52.5

2012-13 DIVISION 3 (MAGNETS)



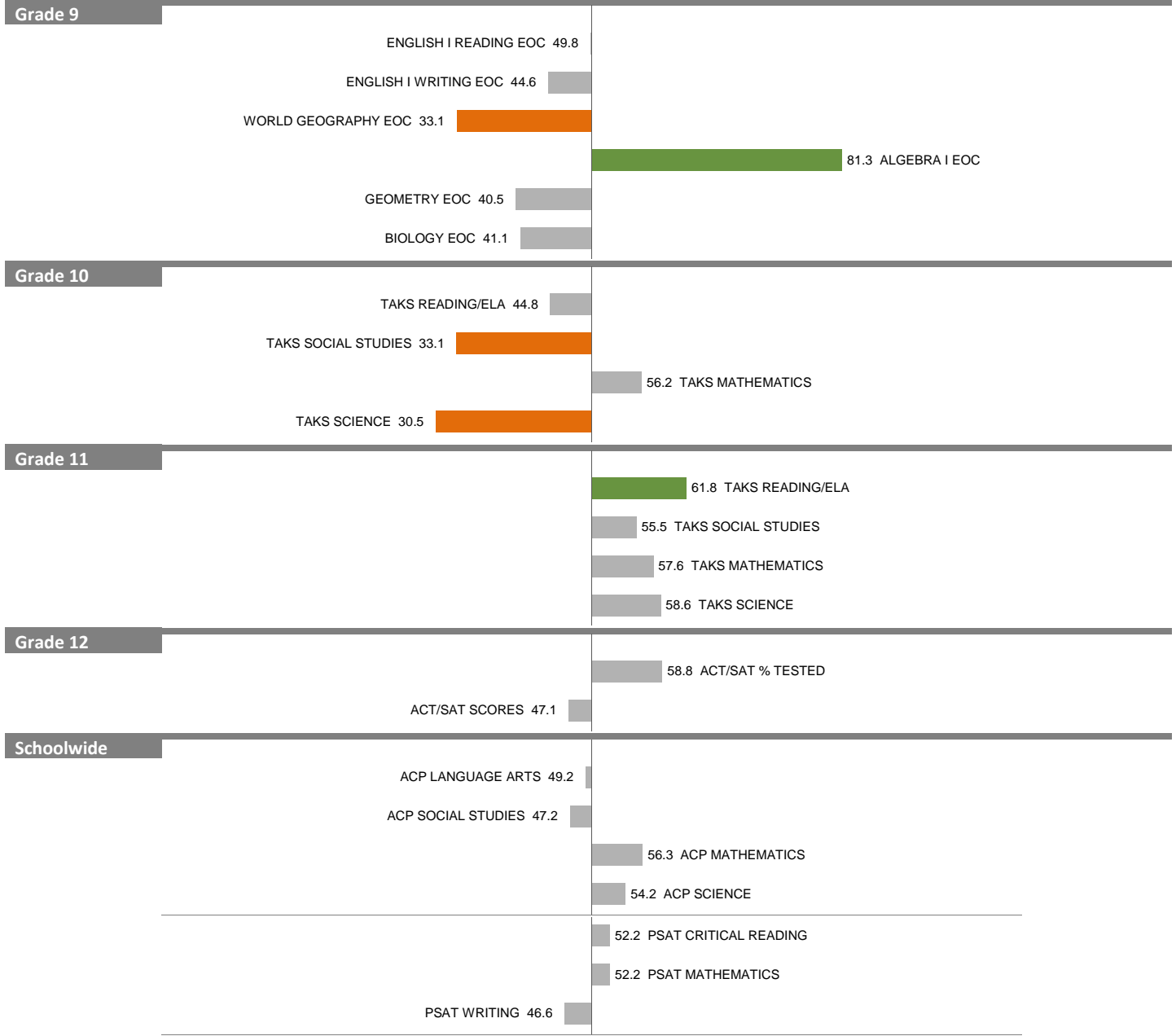
NOTES: "Overall SEI" has an average of 50 and standard deviation of 5; the range for an "average" overall SEI is 45 to 55. Component SEIs (i.e., "Grade 5 STAAR READING" or "PSAT WRITING") each have an average of 50 and standard deviation of 10. The range for an "average" component SEI is 40 to 60. Component SEIs are computed only if at least eight students are included.

2011-12 School Effectiveness Index (SEI) Analysis

90-MIDDLE COLLEGE

Overall SEI: 49.4

2012-13 DIVISION 5 (MAGNETS)



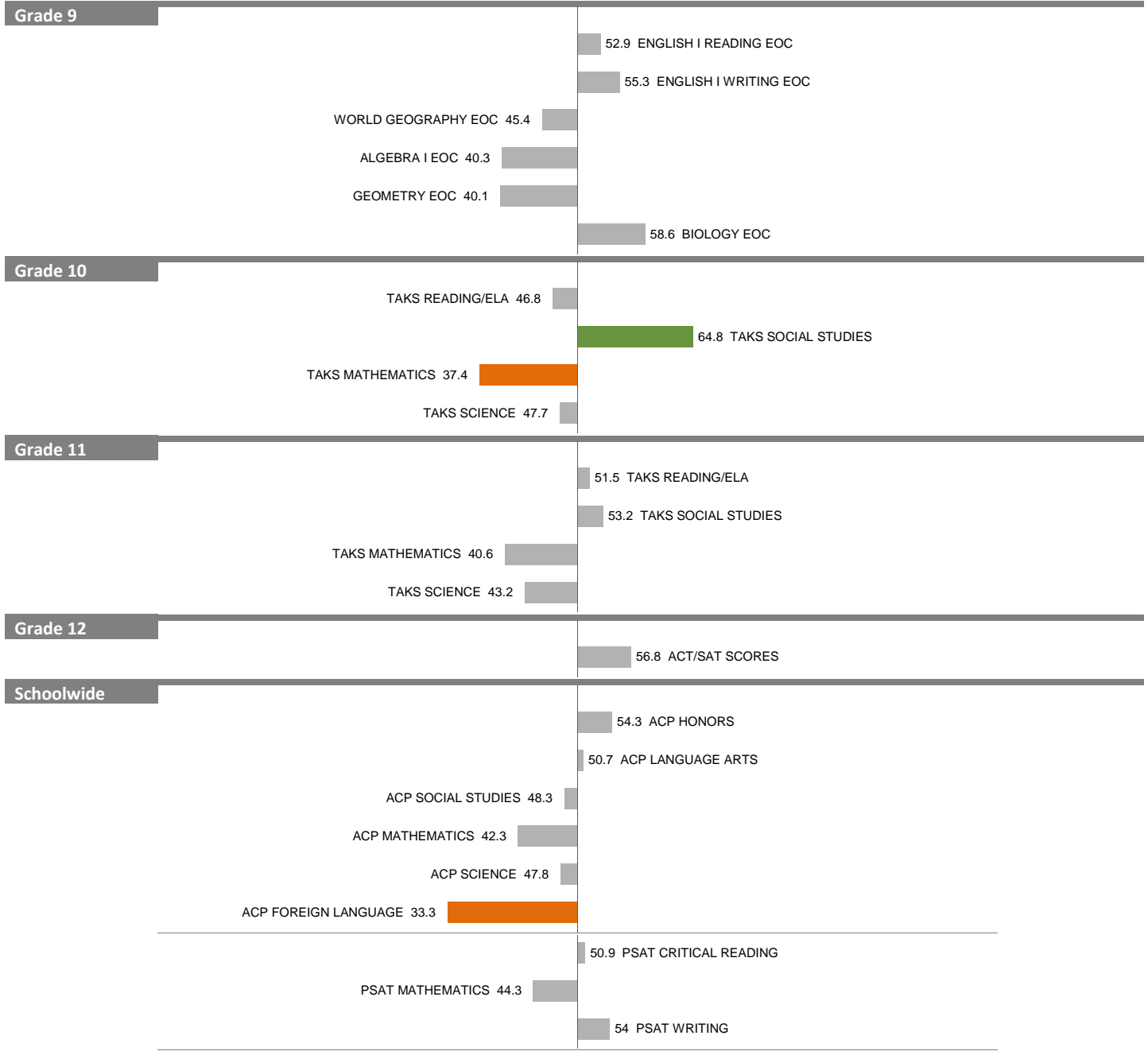
NOTES: "Overall SEI" has an average of 50 and standard deviation of 5; the range for an "average" overall SEI is 45 to 55. Component SEIs (i.e., "Grade 5 STAAR READING" or "PSAT WRITING") each have an average of 50 and standard deviation of 10. The range for an "average" component SEI is 40 to 60. Component SEIs are computed only if at least eight students are included.

2011-12 School Effectiveness Index (SEI) Analysis

380–WILMER-HUTCHINS HIGH SCHOOL

Overall SEI: 47.7

2012-13 DIVISION 5



NOTES: "Overall SEI" has an average of 50 and standard deviation of 5; the range for an "average" overall SEI is 45 to 55. Component SEIs (i.e., "Grade 5 STAAR READING" or "PSAT WRITING") each have an average of 50 and standard deviation of 10. The range for an "average" component SEI is 40 to 60. Component SEIs are computed only if at least eight students are included.