

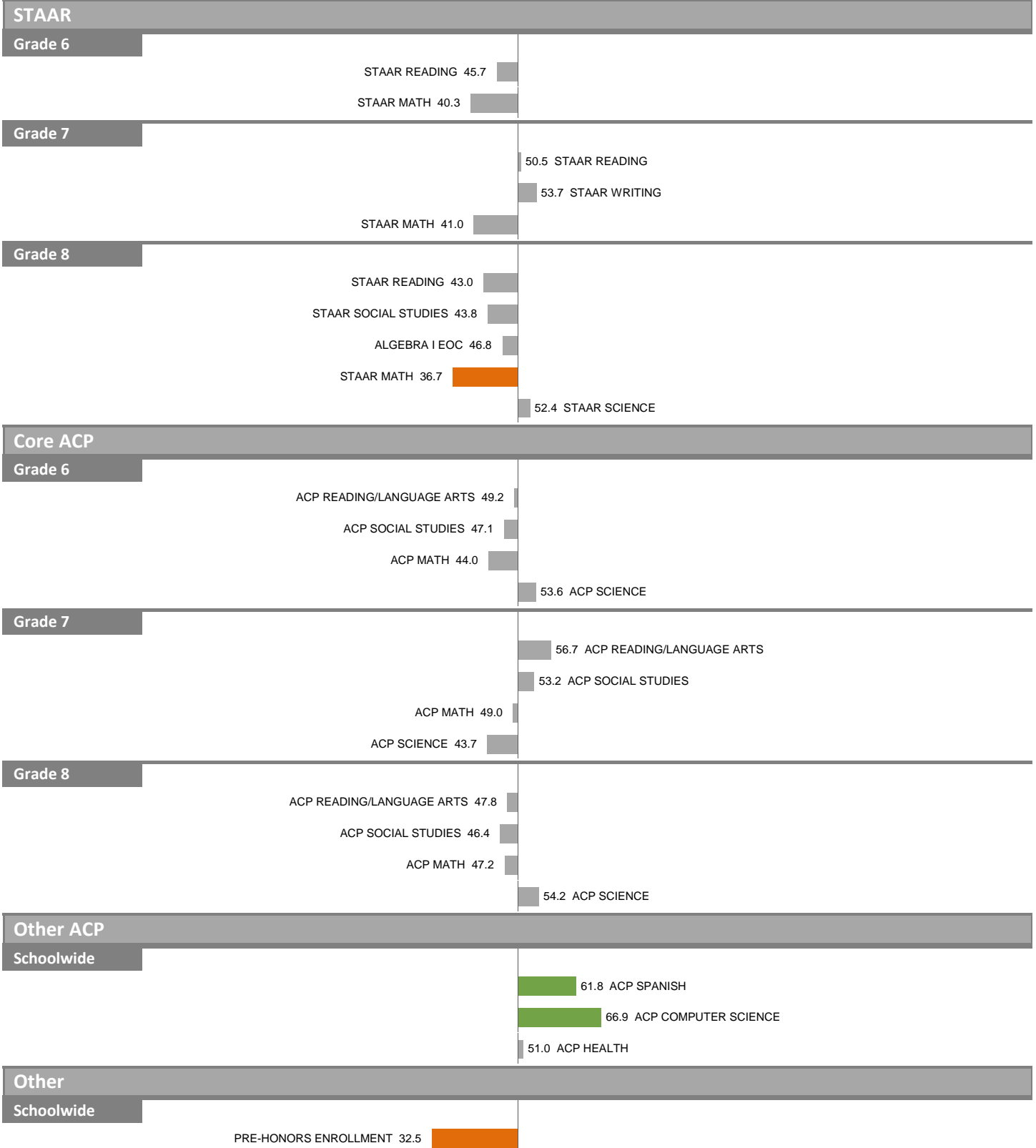
# 2012-13 School Effectiveness Index (SEI) Detail

42-WILLIAM H. ATWELL

Overall SEI: 48.1

2013-14 DIVISION 1

AEIS Rating: Met Standard



NOTES: "Overall SEI" has an average of 50 and standard deviation of 5; the range for an "average" overall SEI is 45 to 55. Component SEIs (e.g. "Grade 5 STAAR READING" or "PSAT WRITING") each have an average of 50 and standard deviation of 10; the range for an "average" component SEI is 40 to 60. Component SEIs are computed only if at least eight students are included.

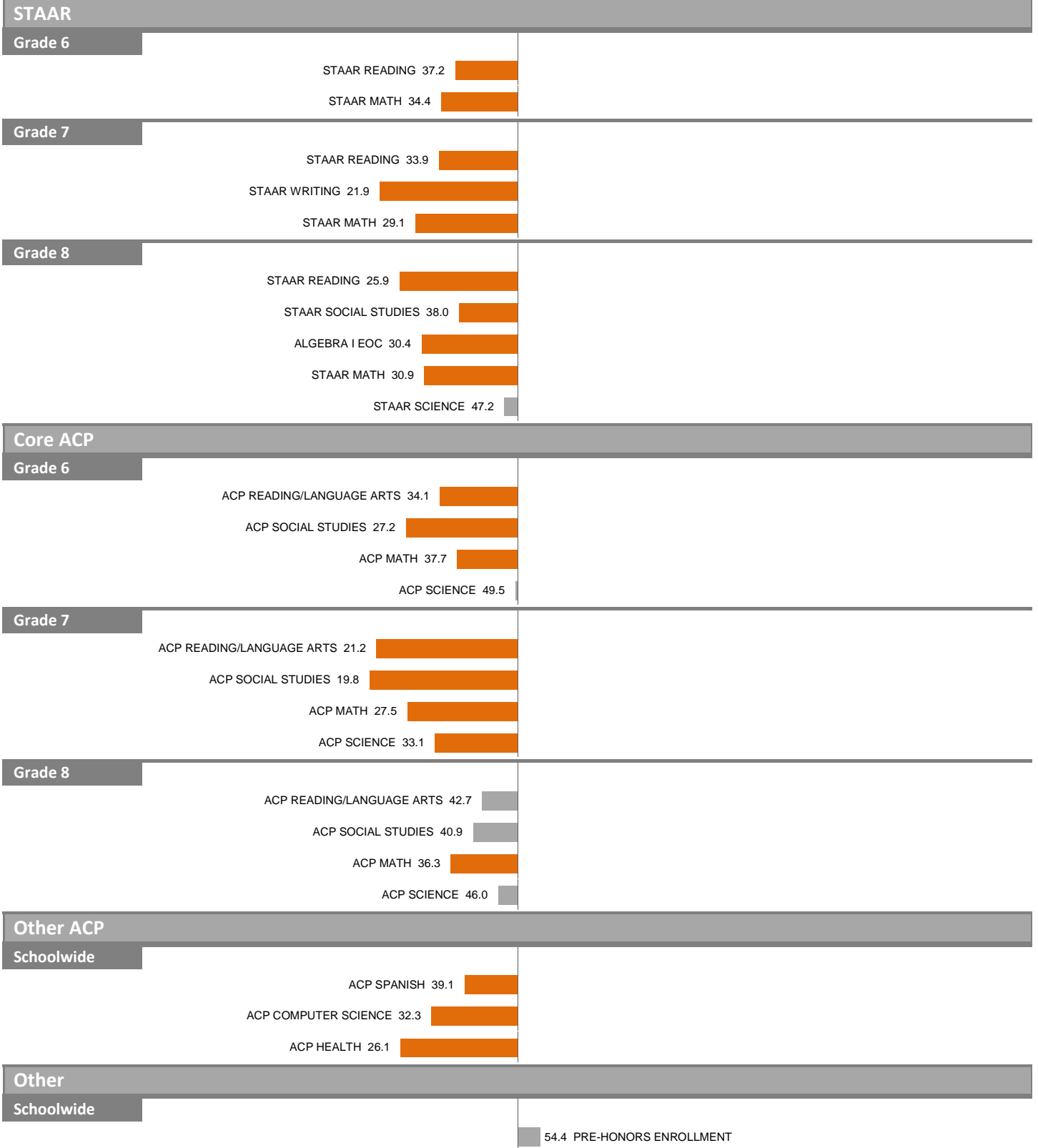
# 2012-13 School Effectiveness Index (SEI) Detail

43-T.W. BROWNE

Overall SEI: 33.2

2013-14 DIVISION 1

AEIS Rating: Improvement Required



NOTES: "Overall SEI" has an average of 50 and standard deviation of 5; the range for an "average" overall SEI is 45 to 55. Component SEIs (e.g. "Grade 5 STAAR READING" or "PSAT WRITING") each have an average of 50 and standard deviation of 10; the range for an "average" component SEI is 40 to 60. Component SEIs are computed only if at least eight students are included.

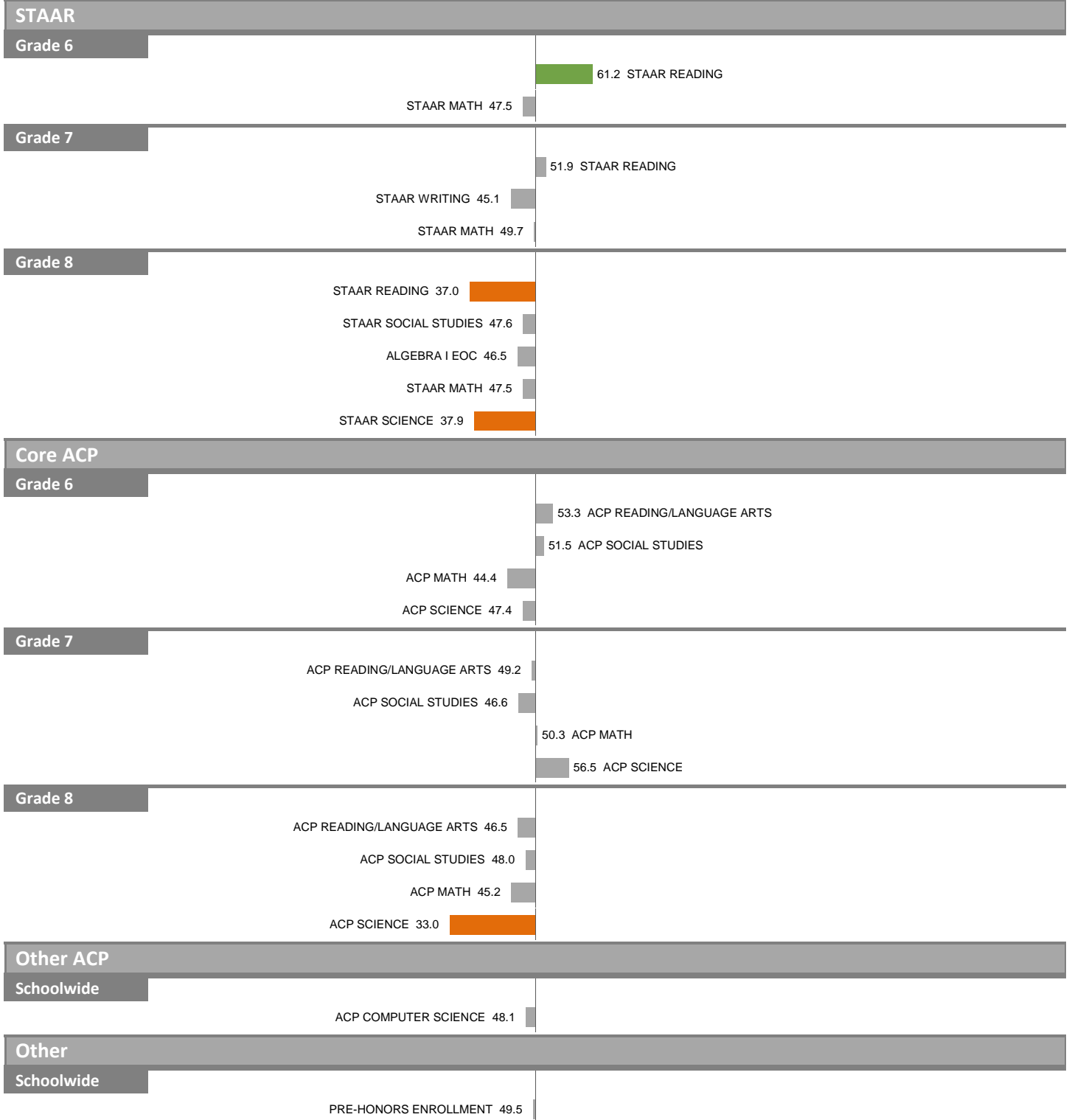
# 2012-13 School Effectiveness Index (SEI) Detail

44-E.H. CARY

2013-14 DIVISION 1

Overall SEI: 47.6

AEIS Rating: Met Standard



NOTES: "Overall SEI" has an average of 50 and standard deviation of 5; the range for an "average" overall SEI is 45 to 55. Component SEIs (e.g. "Grade 5 STAAR READING" or "PSAT WRITING") each have an average of 50 and standard deviation of 10; the range for an "average" component SEI is 40 to 60. Component SEIs are computed only if at least eight students are included.

# 2012-13 School Effectiveness Index (SEI) Detail

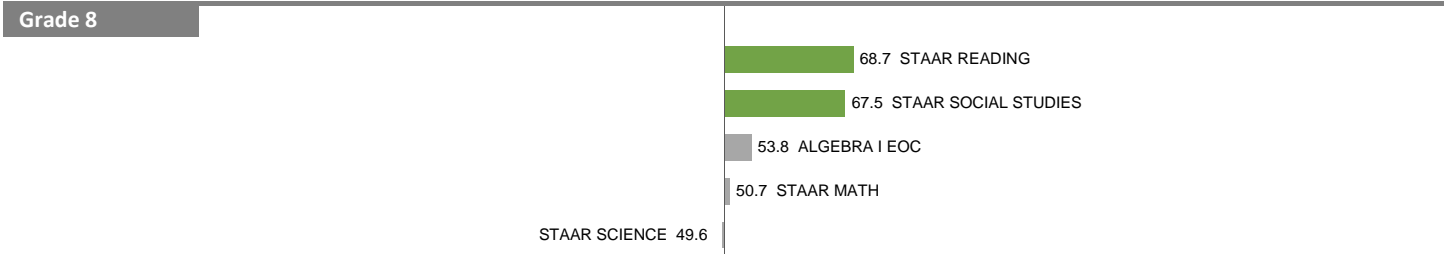
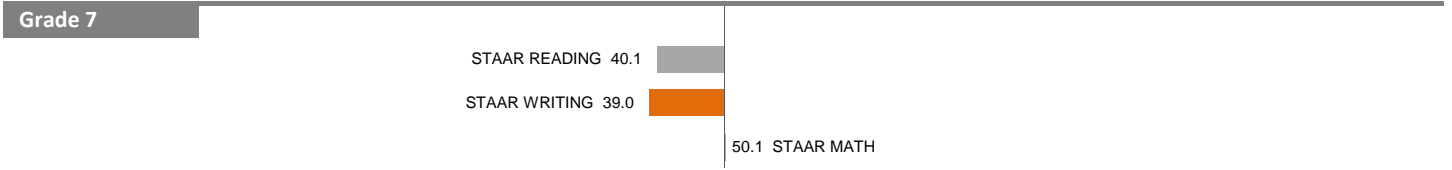

45-E.B. COMSTOCK

2013-14 DIVISION 5

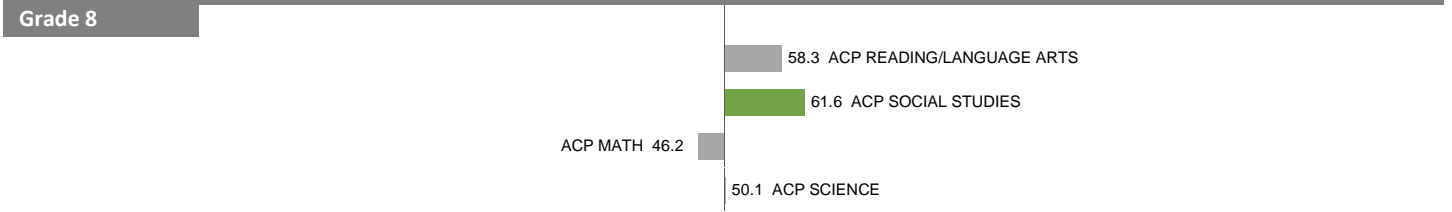
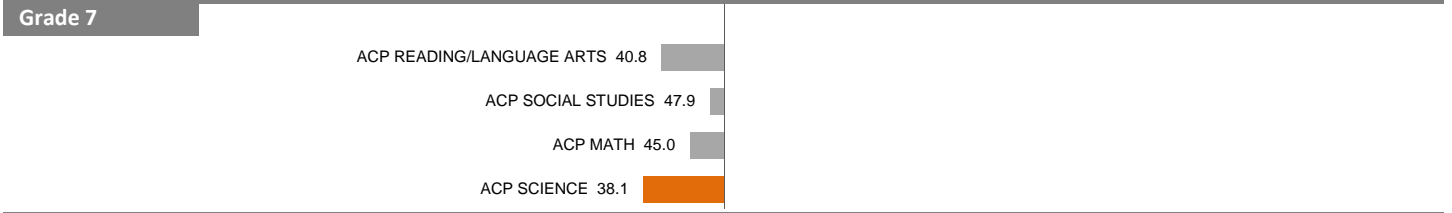
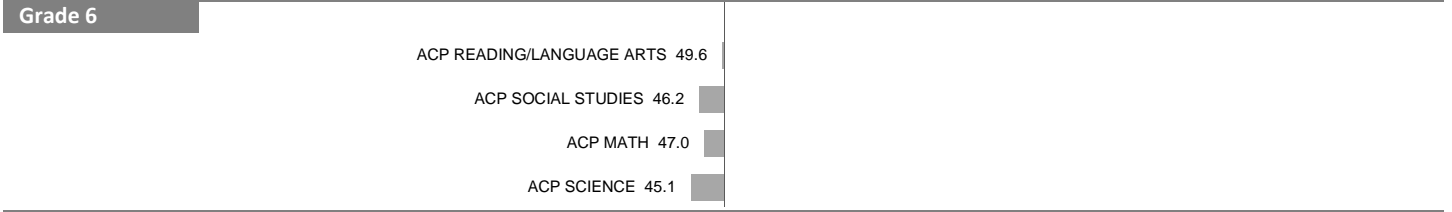
Overall SEI: 49.9

AEIS Rating: Met Standard

## STAAR



## Core ACP



## Other ACP



## Other



NOTES: "Overall SEI" has an average of 50 and standard deviation of 5; the range for an "average" overall SEI is 45 to 55. Component SEIs (e.g. "Grade 5 STAAR READING" or "PSAT WRITING") each have an average of 50 and standard deviation of 10; the range for an "average" component SEI is 40 to 60. Component SEIs are computed only if at least eight students are included.

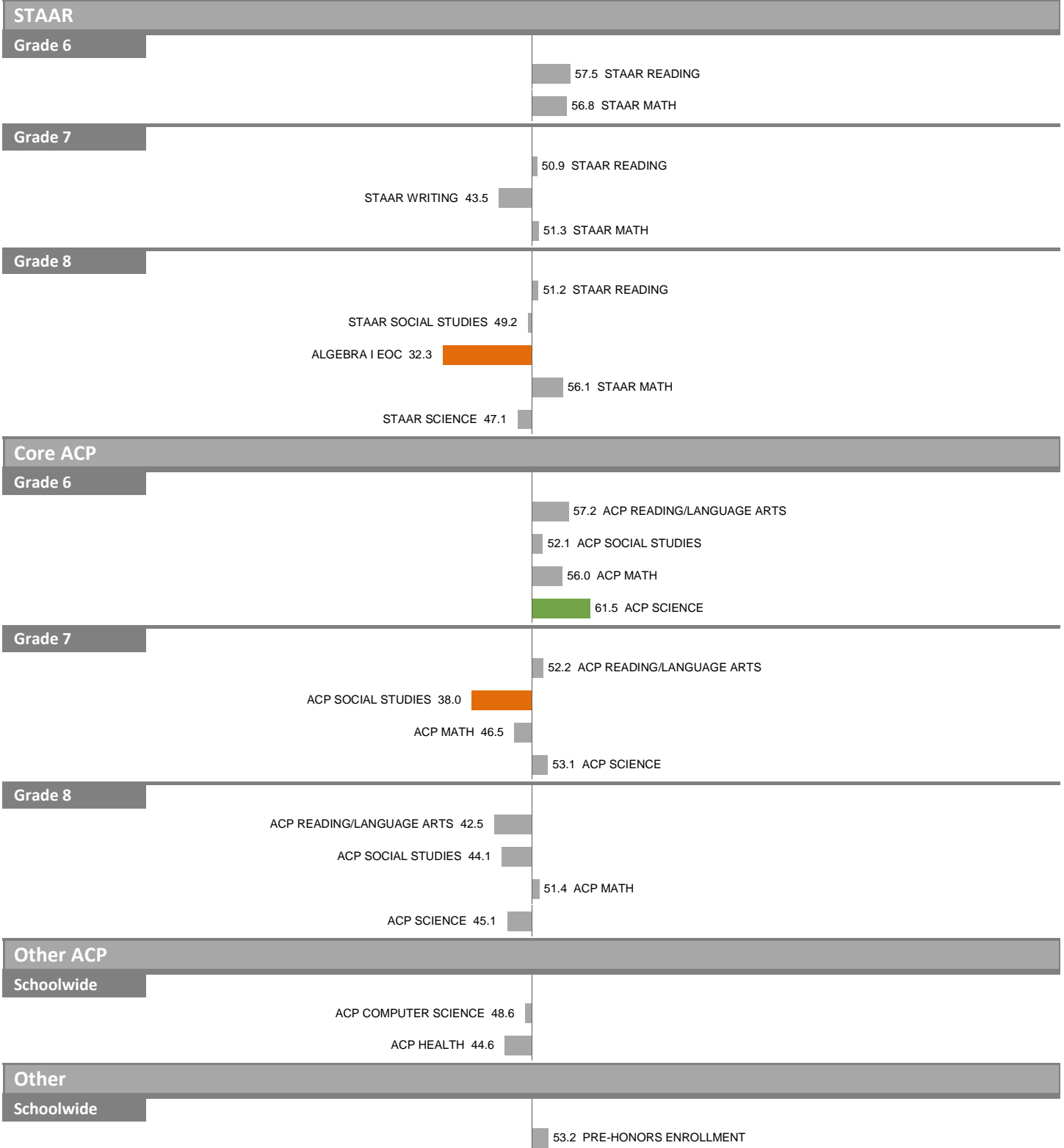
# 2012-13 School Effectiveness Index (SEI) Detail

46-FRED F. FLORENCE

Overall SEI: 48.9

2013-14 DIVISION 2

AEIS Rating: Met Standard



NOTES: "Overall SEI" has an average of 50 and standard deviation of 5; the range for an "average" overall SEI is 45 to 55. Component SEIs (e.g. "Grade 5 STAAR READING" or "PSAT WRITING") each have an average of 50 and standard deviation of 10; the range for an "average" component SEI is 40 to 60. Component SEIs are computed only if at least eight students are included.

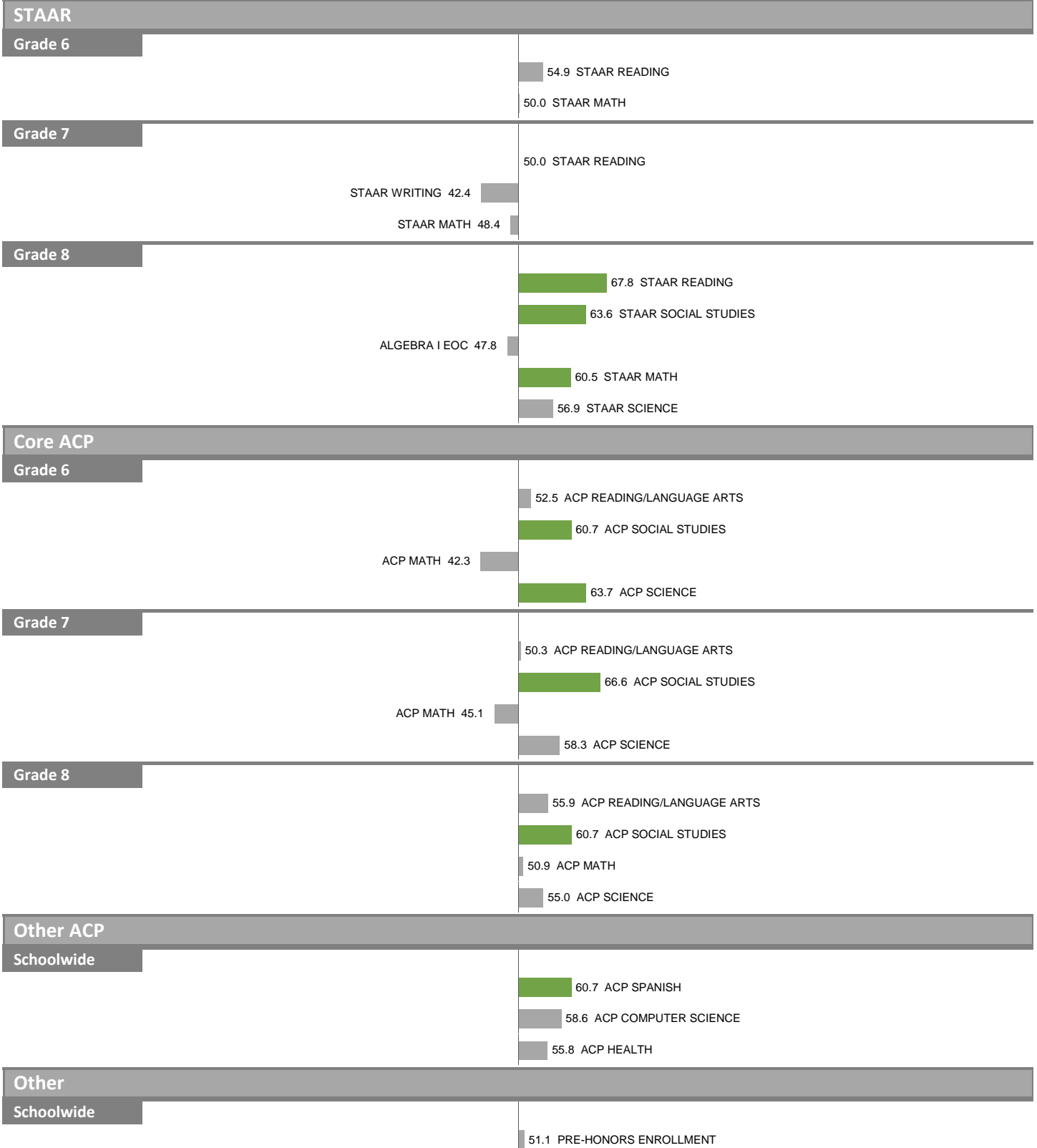
# 2012-13 School Effectiveness Index (SEI) Detail

47-BENJAMIN FRANKLIN

Overall SEI: 55.1

2013-14 DIVISION 3

AEIS Rating: Met Standard

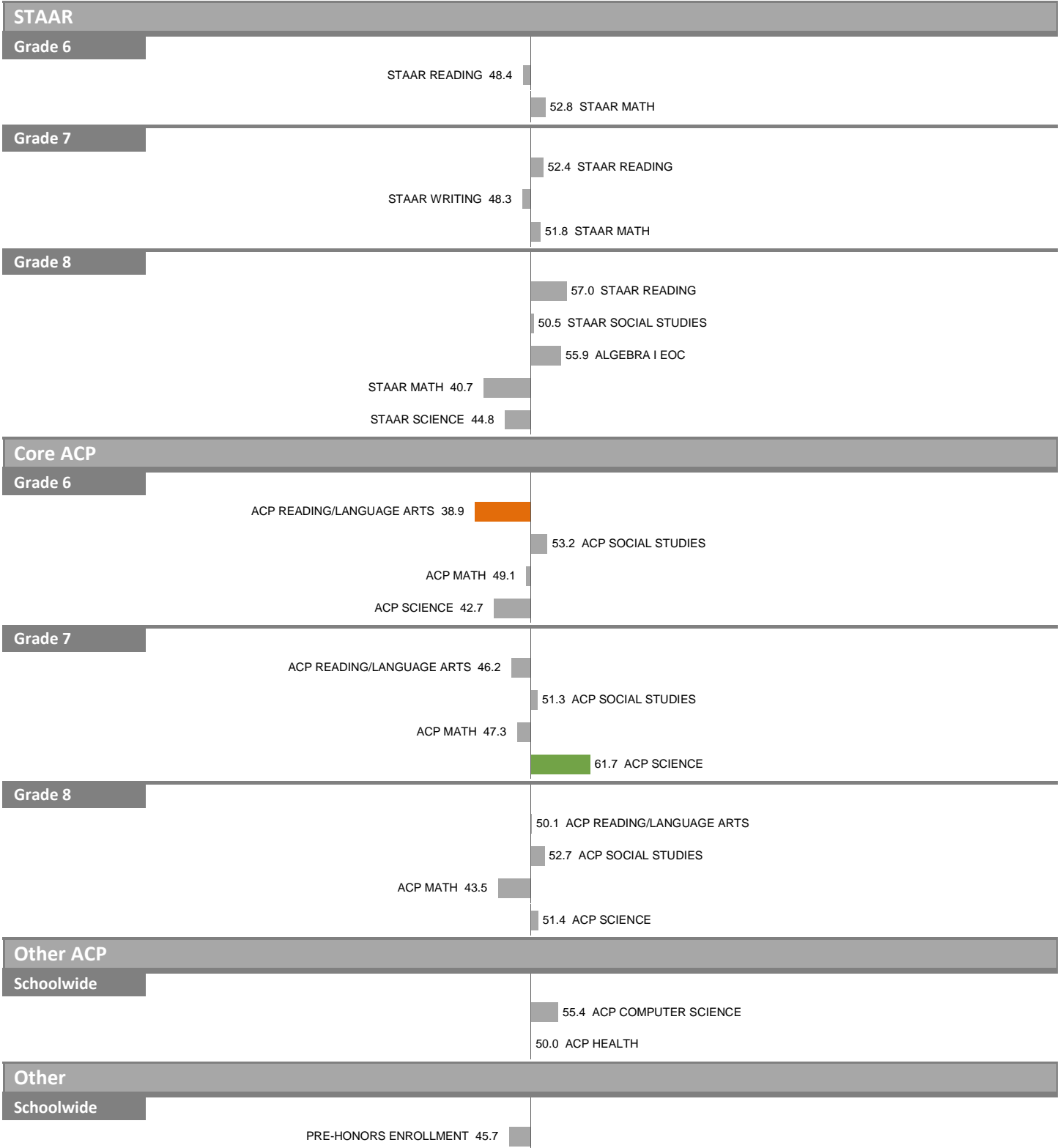


NOTES: "Overall SEI" has an average of 50 and standard deviation of 5; the range for an "average" overall SEI is 45 to 55. Component SEIs (e.g. "Grade 5 STAAR READING" or "PSAT WRITING") each have an average of 50 and standard deviation of 10; the range for an "average" component SEI is 40 to 60. Component SEIs are computed only if at least eight students are included.

# 2012-13 School Effectiveness Index (SEI) Detail

**48-W.H. GASTON**  
2013-14 DIVISION 5

**Overall SEI: 49.8**  
AEIS Rating: Met Standard

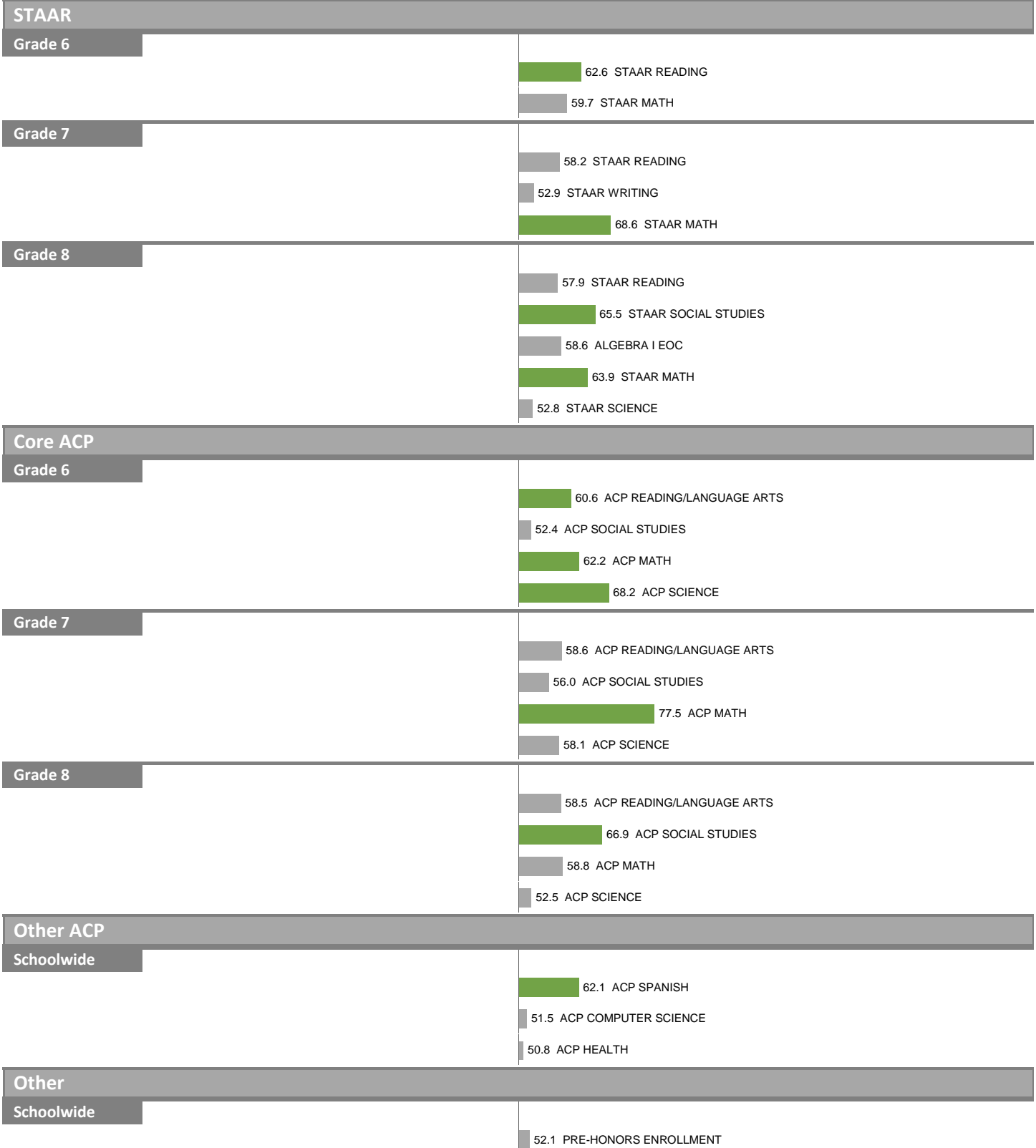


NOTES: "Overall SEI" has an average of 50 and standard deviation of 5; the range for an "average" overall SEI is 45 to 55. Component SEIs (e.g. "Grade 5 STAAR READING" or "PSAT WRITING") each have an average of 50 and standard deviation of 10; the range for an "average" component SEI is 40 to 60. Component SEIs are computed only if at least eight students are included.

# 2012-13 School Effectiveness Index (SEI) Detail

49–W.E. GREINER  
2013-14 DIVISION 1

Overall SEI: 60.0  
AEIS Rating: Met Standard



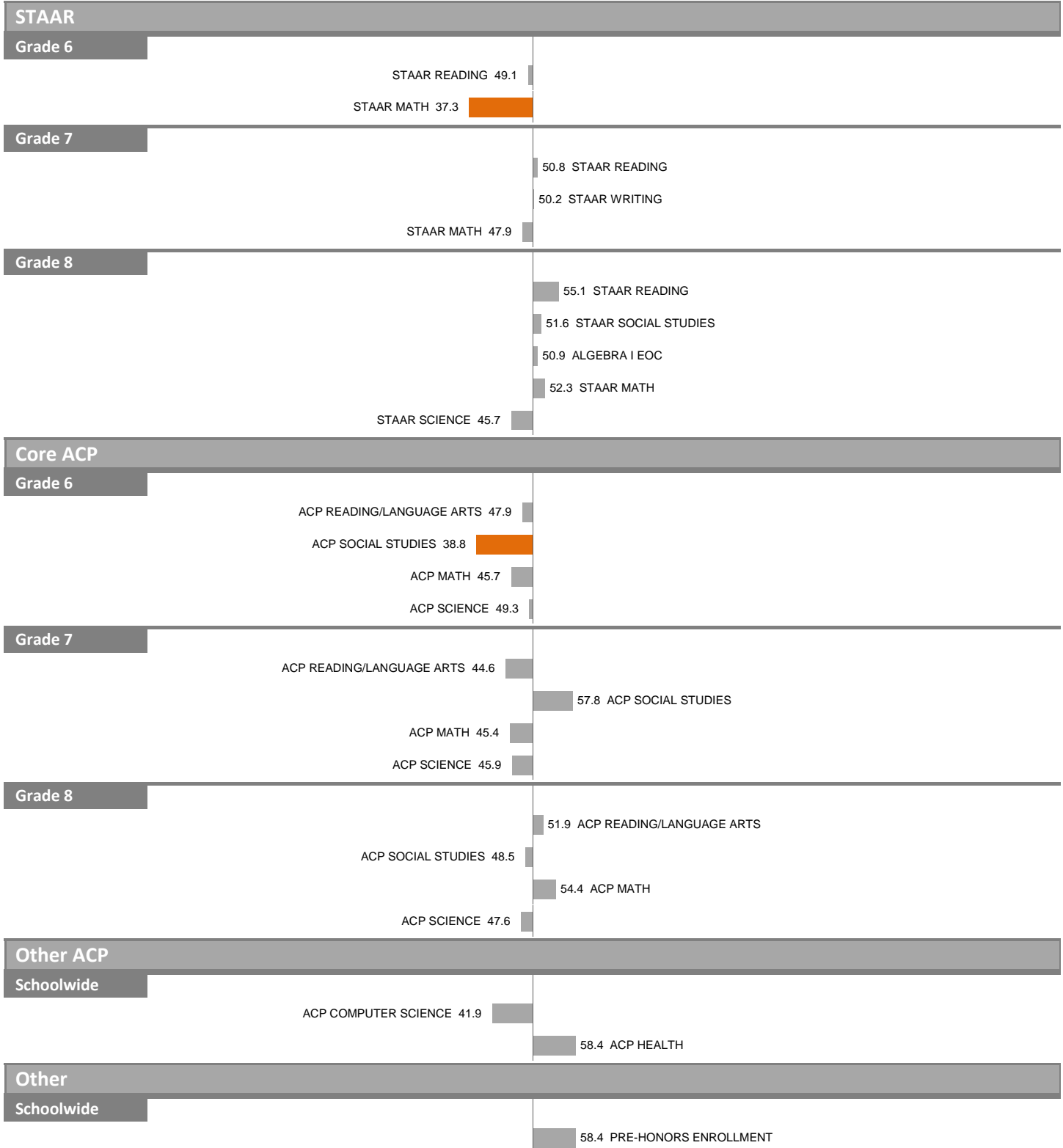
NOTES: "Overall SEI" has an average of 50 and standard deviation of 5; the range for an "average" overall SEI is 45 to 55. Component SEIs (e.g. "Grade 5 STAAR READING" or "PSAT WRITING") each have an average of 50 and standard deviation of 10; the range for an "average" component SEI is 40 to 60. Component SEIs are computed only if at least eight students are included.



# 2012-13 School Effectiveness Index (SEI) Detail

50-ROBERT T. HILL  
2013-14 DIVISION 5

Overall SEI: 49.3  
AEIS Rating: Met Standard



NOTES: "Overall SEI" has an average of 50 and standard deviation of 5; the range for an "average" overall SEI is 45 to 55. Component SEIs (e.g. "Grade 5 STAAR READING" or "PSAT WRITING") each have an average of 50 and standard deviation of 10; the range for an "average" component SEI is 40 to 60. Component SEIs are computed only if at least eight students are included.


# 2012-13 School Effectiveness Index (SEI) Detail

51-OLIVER WENDELL HOLMES

Overall SEI: 49.2

2013-14 DIVISION 2

AEIS Rating: Met Standard

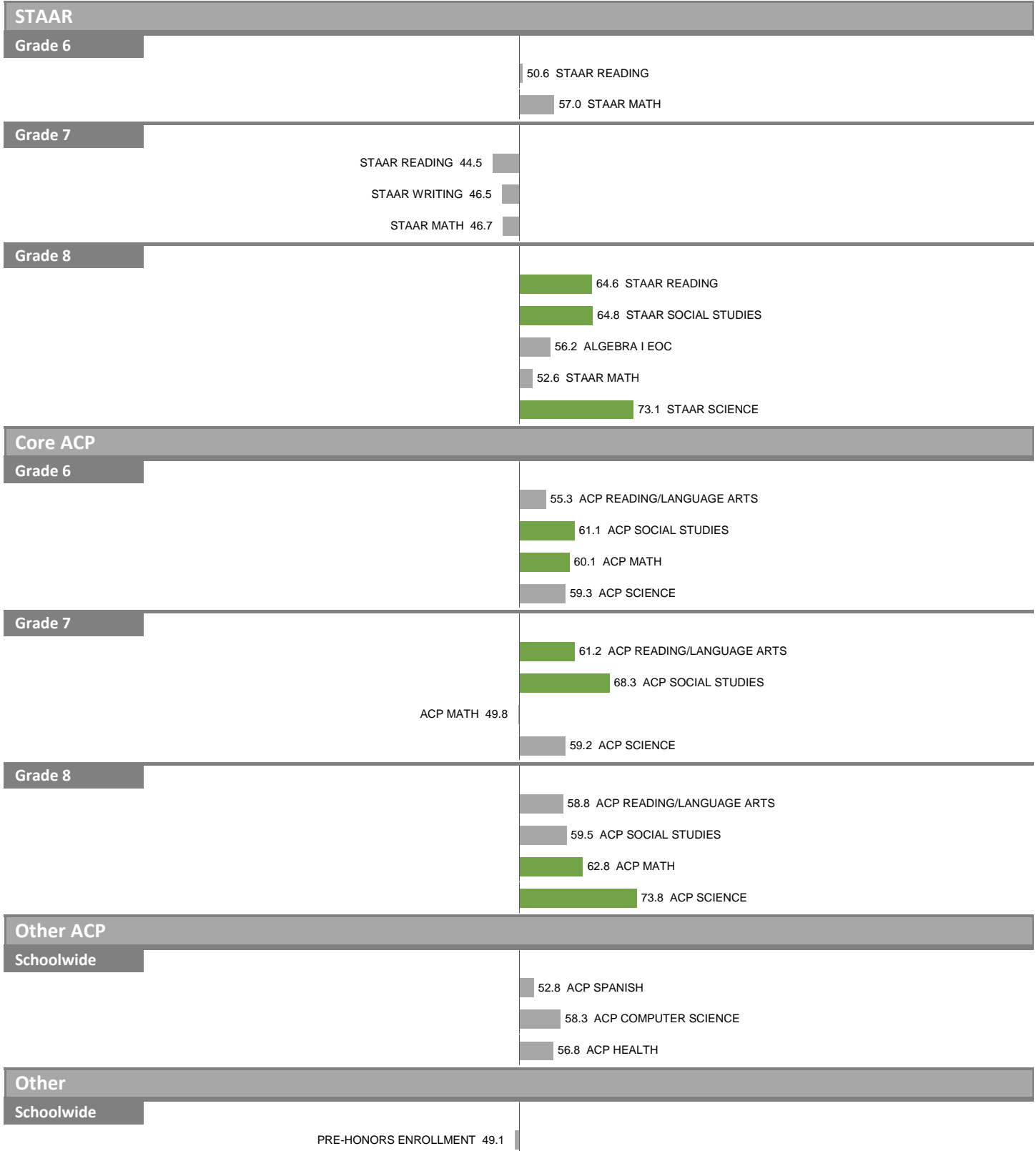


NOTES: "Overall SEI" has an average of 50 and standard deviation of 5; the range for an "average" overall SEI is 45 to 55. Component SEIs (e.g. "Grade 5 STAAR READING" or "PSAT WRITING") each have an average of 50 and standard deviation of 10; the range for an "average" component SEI is 40 to 60. Component SEIs are computed only if at least eight students are included.

# 2012-13 School Effectiveness Index (SEI) Detail

52-JOHN B. HOOD  
2013-14 DIVISION 2

Overall SEI: 58.3  
AEIS Rating: Met Standard



NOTES: "Overall SEI" has an average of 50 and standard deviation of 5; the range for an "average" overall SEI is 45 to 55. Component SEIs (e.g. "Grade 5 STAAR READING" or "PSAT WRITING") each have an average of 50 and standard deviation of 10; the range for an "average" component SEI is 40 to 60. Component SEIs are computed only if at least eight students are included.


# 2012-13 School Effectiveness Index (SEI) Detail

53-J.L. LONG

2013-14 DIVISION 4

Overall SEI: 53.5

AEIS Rating: Met Standard



NOTES: "Overall SEI" has an average of 50 and standard deviation of 5; the range for an "average" overall SEI is 45 to 55. Component SEIs (e.g. "Grade 5 STAAR READING" or "PSAT WRITING") each have an average of 50 and standard deviation of 10; the range for an "average" component SEI is 40 to 60. Component SEIs are computed only if at least eight students are included.


# 2012-13 School Effectiveness Index (SEI) Detail

54-THOMAS C. MARSH

2013-14 DIVISION 2

Overall SEI: 44.3

AEIS Rating: Met Standard




NOTES: "Overall SEI" has an average of 50 and standard deviation of 5; the range for an "average" overall SEI is 45 to 55. Component SEIs (e.g. "Grade 5 STAAR READING" or "PSAT WRITING") each have an average of 50 and standard deviation of 10; the range for an "average" component SEI is 40 to 60. Component SEIs are computed only if at least eight students are included.

# 2012-13 School Effectiveness Index (SEI) Detail

55-T.J. RUSK  
2013-14 DIVISION 3

Overall SEI: 44.3  
AEIS Rating: Met Standard



NOTES: "Overall SEI" has an average of 50 and standard deviation of 5; the range for an "average" overall SEI is 45 to 55. Component SEIs (e.g. "Grade 5 STAAR READING" or "PSAT WRITING") each have an average of 50 and standard deviation of 10; the range for an "average" component SEI is 40 to 60. Component SEIs are computed only if at least eight students are included.

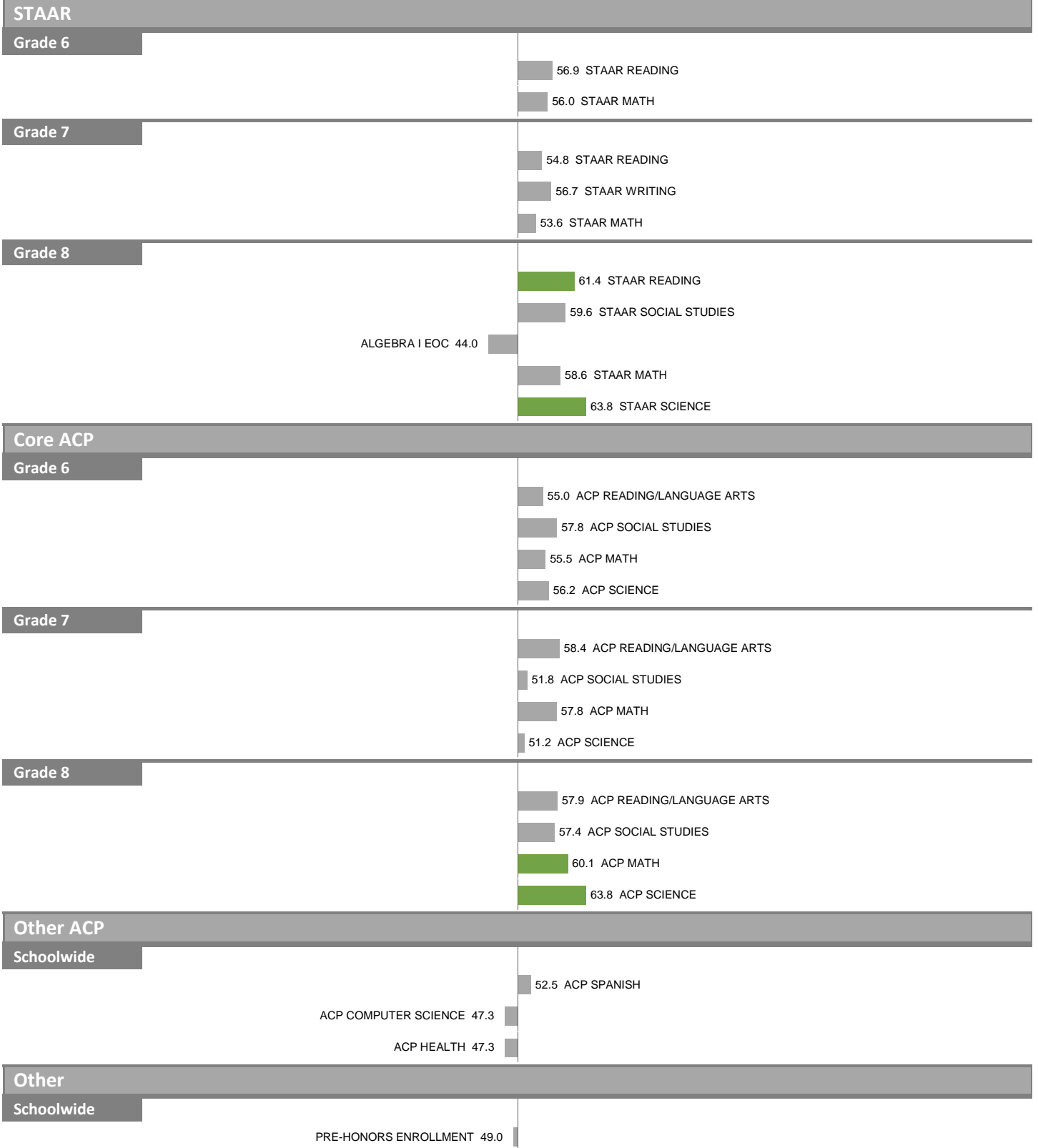
# 2012-13 School Effectiveness Index (SEI) Detail

56-EWELL D. WALKER

2013-14 DIVISION 2

Overall SEI: 55.8

AEIS Rating: Met Standard



NOTES: "Overall SEI" has an average of 50 and standard deviation of 5; the range for an "average" overall SEI is 45 to 55. Component SEIs (e.g. "Grade 5 STAAR READING" or "PSAT WRITING") each have an average of 50 and standard deviation of 10; the range for an "average" component SEI is 40 to 60. Component SEIs are computed only if at least eight students are included.


# 2012-13 School Effectiveness Index (SEI) Detail

58-ALEX W. SPENCE

2013-14 DIVISION 3

Overall SEI: 49.0

AEIS Rating: Met Standard



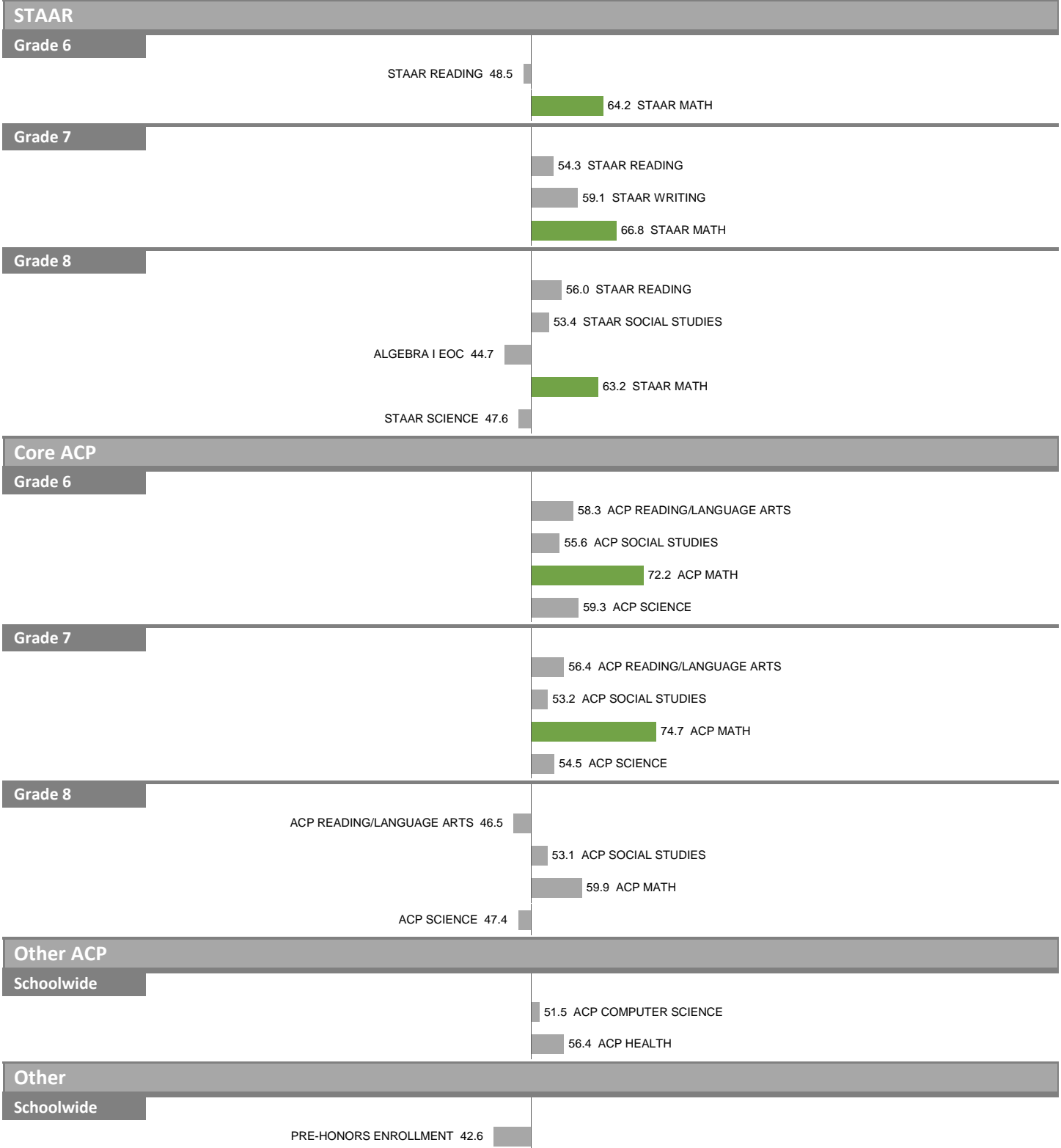
NOTES: "Overall SEI" has an average of 50 and standard deviation of 5; the range for an "average" overall SEI is 45 to 55. Component SEIs (e.g. "Grade 5 STAAR READING" or "PSAT WRITING") each have an average of 50 and standard deviation of 10; the range for an "average" component SEI is 40 to 60. Component SEIs are computed only if at least eight students are included.



# 2012-13 School Effectiveness Index (SEI) Detail

59-L.V. STOCKARD  
2013-14 DIVISION 3

Overall SEI: 55.5  
AEIS Rating: Met Standard



NOTES: "Overall SEI" has an average of 50 and standard deviation of 5; the range for an "average" overall SEI is 45 to 55. Component SEIs (e.g. "Grade 5 STAAR READING" or "PSAT WRITING") each have an average of 50 and standard deviation of 10; the range for an "average" component SEI is 40 to 60. Component SEIs are computed only if at least eight students are included.


# 2012-13 School Effectiveness Index (SEI) Detail

60-BOUDE STOREY

2013-14 DIVISION 4

Overall SEI: 50.6

AEIS Rating: Met Standard



NOTES: "Overall SEI" has an average of 50 and standard deviation of 5; the range for an "average" overall SEI is 45 to 55. Component SEIs (e.g. "Grade 5 STAAR READING" or "PSAT WRITING") each have an average of 50 and standard deviation of 10; the range for an "average" component SEI is 40 to 60. Component SEIs are computed only if at least eight students are included.


# 2012-13 School Effectiveness Index (SEI) Detail

62-BILLY EARL DADE

Overall SEI: 45.7

2013-14 DIVISION 4

AEIS Rating: Improvement Required



NOTES: "Overall SEI" has an average of 50 and standard deviation of 5; the range for an "average" overall SEI is 45 to 55. Component SEIs (e.g. "Grade 5 STAAR READING" or "PSAT WRITING") each have an average of 50 and standard deviation of 10; the range for an "average" component SEI is 40 to 60. Component SEIs are computed only if at least eight students are included.


## 2012-13 School Effectiveness Index (SEI) Detail

65-PEARL C. ANDERSON (CLOSED)

Overall SEI: 49.6

2013-14 DIVISION 5 (CLOSED)

AEIS Rating: Met Standard



NOTES: "Overall SEI" has an average of 50 and standard deviation of 5; the range for an "average" overall SEI is 45 to 55. Component SEIs (e.g. "Grade 5 STAAR READING" or "PSAT WRITING") each have an average of 50 and standard deviation of 10; the range for an "average" component SEI is 40 to 60. Component SEIs are computed only if at least eight students are included.

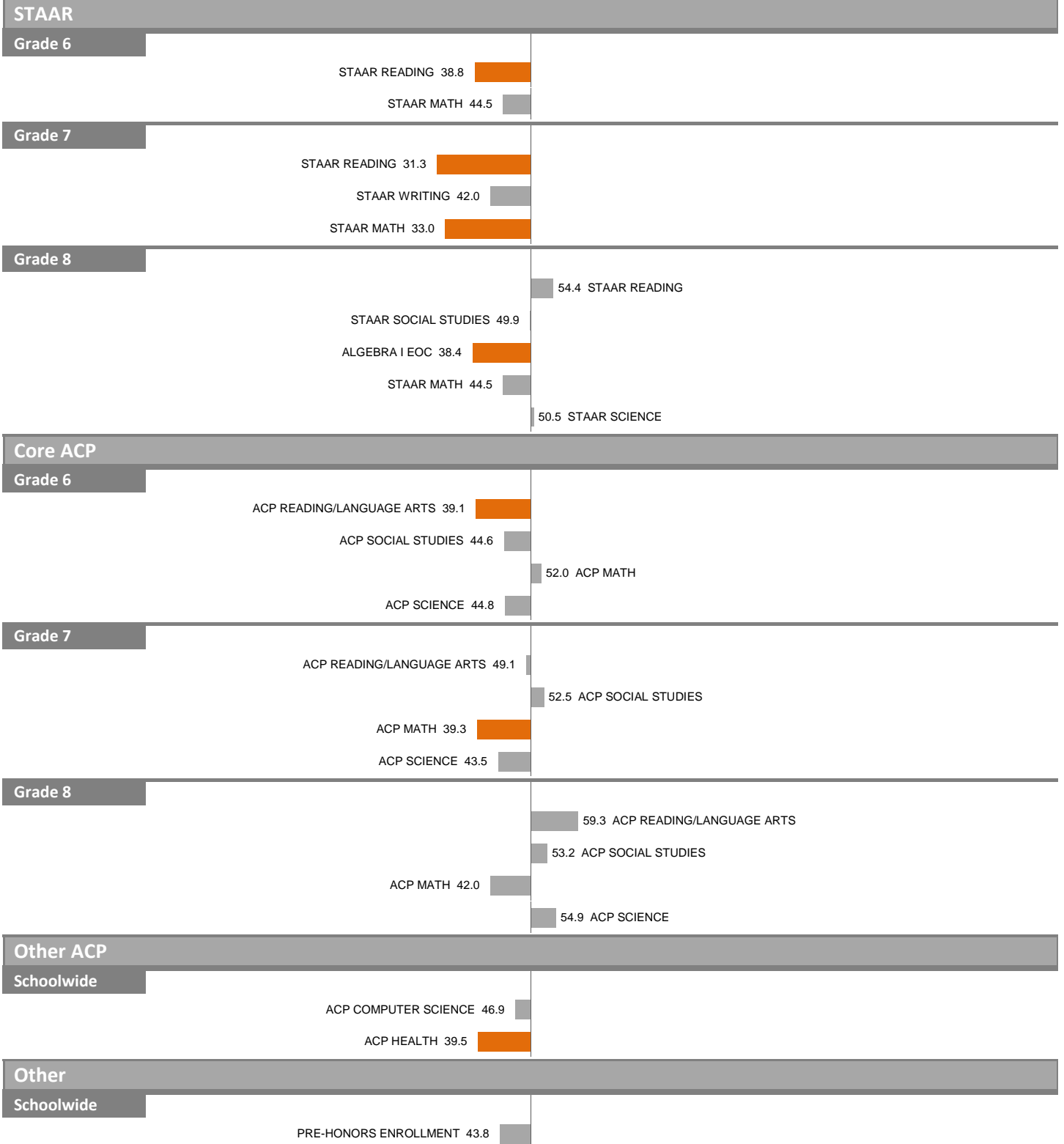
# 2012-13 School Effectiveness Index (SEI) Detail

68—RAUL QUINTANILLA, SR.

2013-14 DIVISION 1

Overall SEI: 46.2

AEIS Rating: Met Standard



NOTES: "Overall SEI" has an average of 50 and standard deviation of 5; the range for an "average" overall SEI is 45 to 55. Component SEIs (e.g. "Grade 5 STAAR READING" or "PSAT WRITING") each have an average of 50 and standard deviation of 10; the range for an "average" component SEI is 40 to 60. Component SEIs are computed only if at least eight students are included.

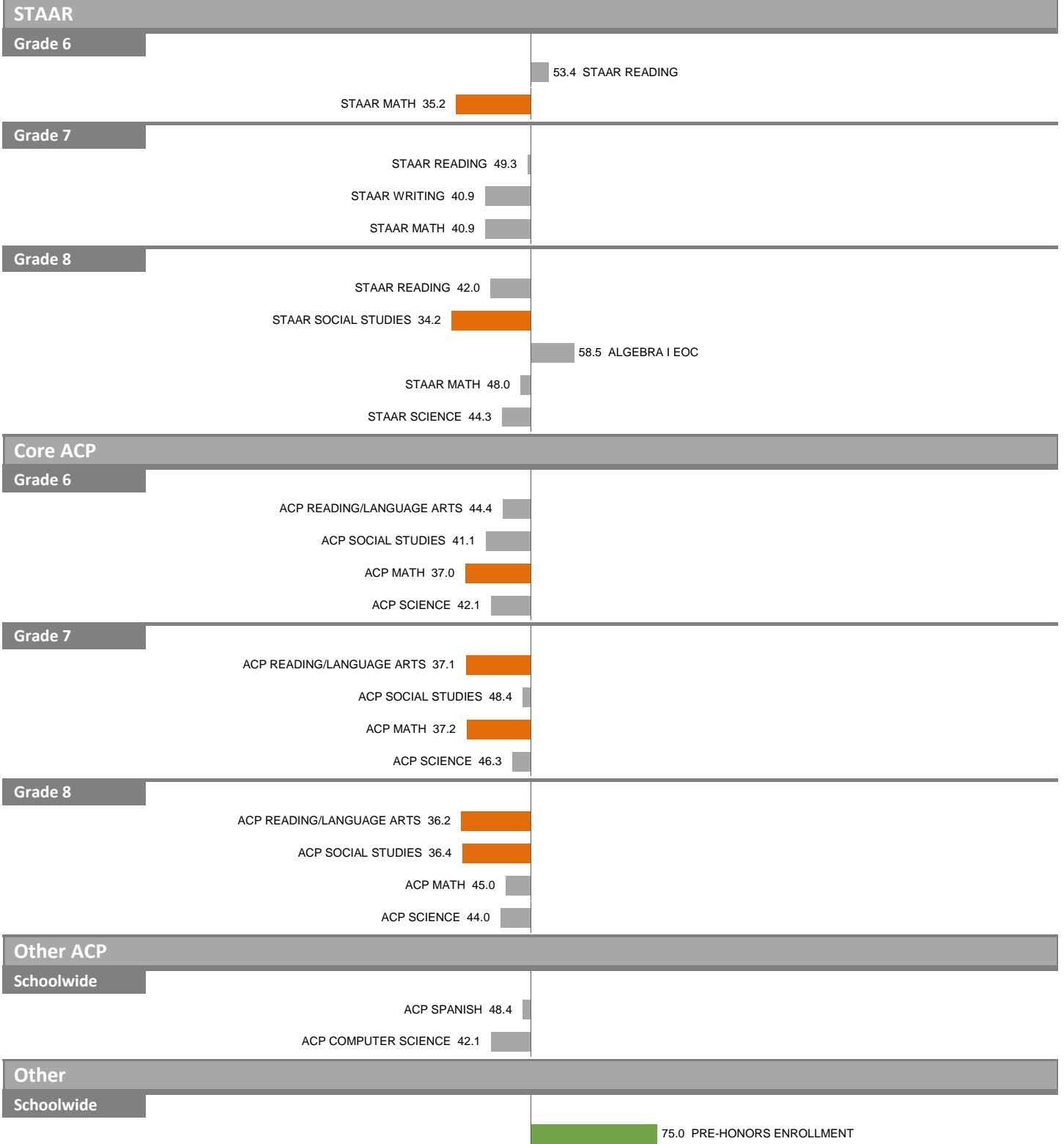
# 2012-13 School Effectiveness Index (SEI) Detail

69-SEAGOVILLE MIDDLE SCHOOL

Overall SEI: 42.8

2013-14 DIVISION 5

AEIS Rating: Met Standard



NOTES: "Overall SEI" has an average of 50 and standard deviation of 5; the range for an "average" overall SEI is 45 to 55. Component SEIs (e.g. "Grade 5 STAAR READING" or "PSAT WRITING") each have an average of 50 and standard deviation of 10; the range for an "average" component SEI is 40 to 60. Component SEIs are computed only if at least eight students are included.

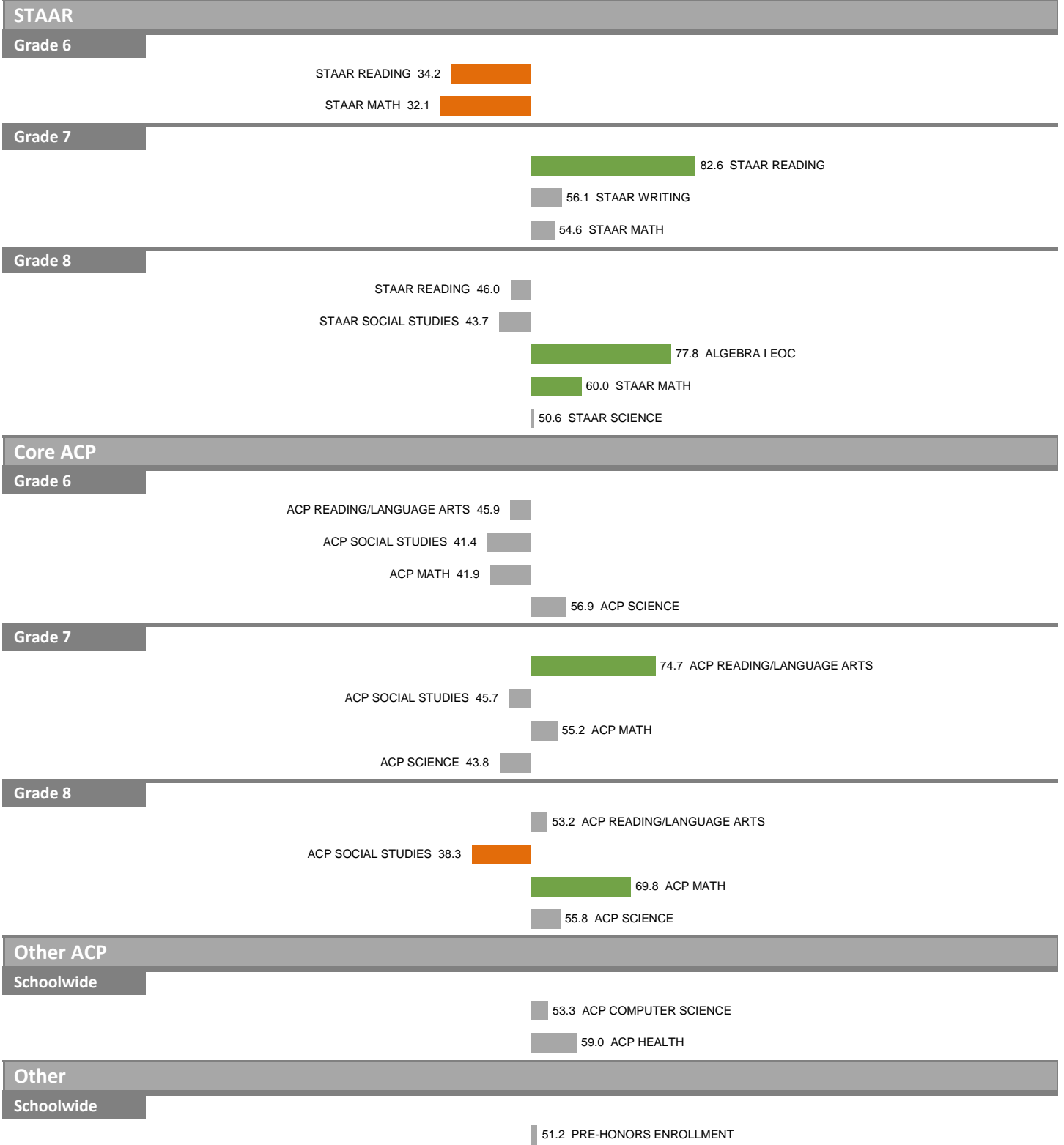
# 2012-13 School Effectiveness Index (SEI) Detail

72-SARAH ZUMWALT

Overall SEI: 54.4

2013-14 DIVISION 4

AEIS Rating: Improvement Required



NOTES: "Overall SEI" has an average of 50 and standard deviation of 5; the range for an "average" overall SEI is 45 to 55. Component SEIs (e.g. "Grade 5 STAAR READING" or "PSAT WRITING") each have an average of 50 and standard deviation of 10; the range for an "average" component SEI is 40 to 60. Component SEIs are computed only if at least eight students are included.


# 2012-13 School Effectiveness Index (SEI) Detail

74-THOMAS A. EDISON

Overall SEI: 44.6

2013-14 DIVISION 3

AEIS Rating: Improvement Required



NOTES: "Overall SEI" has an average of 50 and standard deviation of 5; the range for an "average" overall SEI is 45 to 55. Component SEIs (e.g. "Grade 5 STAAR READING" or "PSAT WRITING") each have an average of 50 and standard deviation of 10; the range for an "average" component SEI is 40 to 60. Component SEIs are computed only if at least eight students are included.



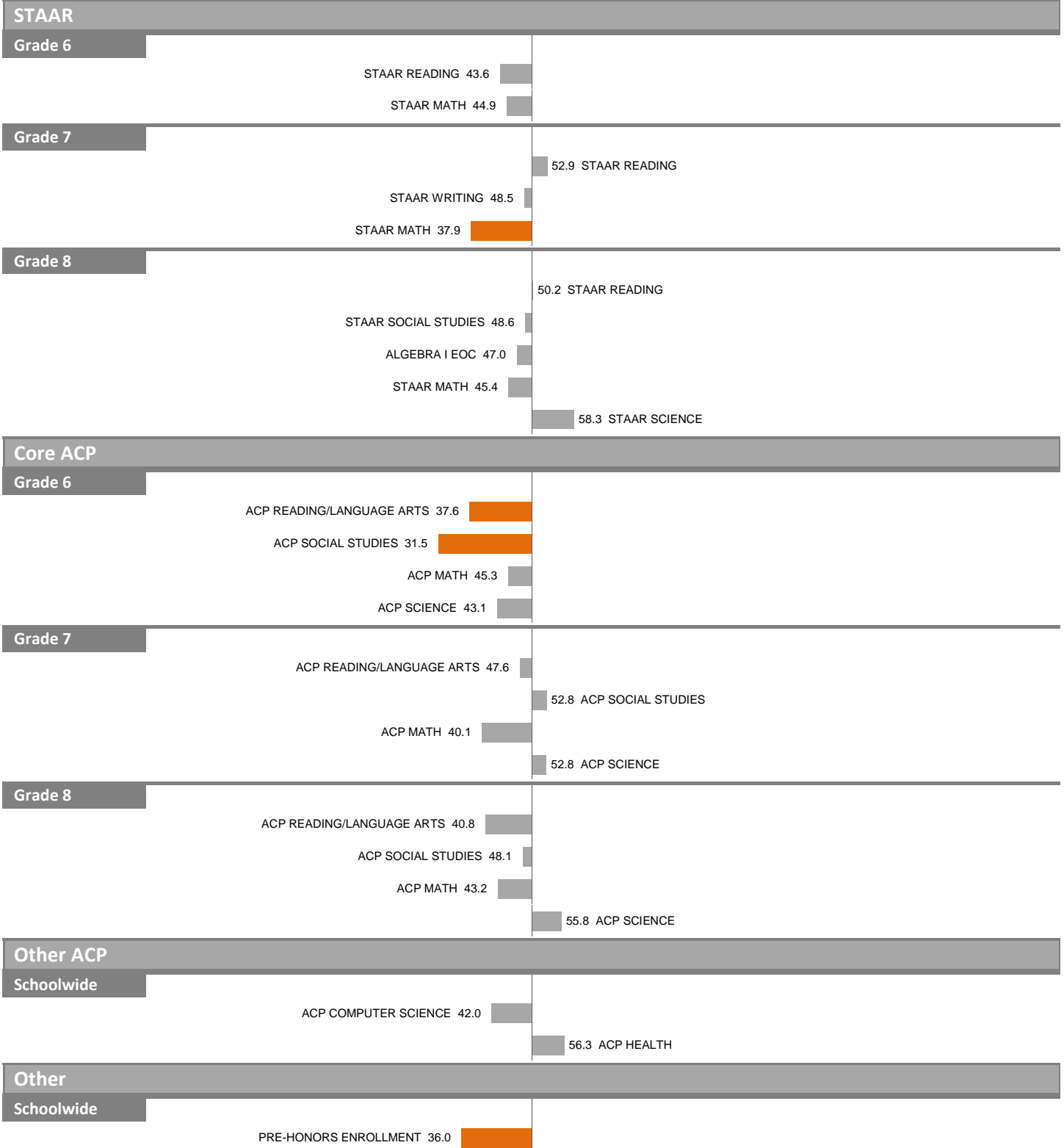
# 2012-13 School Effectiveness Index (SEI) Detail

76-HAROLD W. LANG, SR.

2013-14 DIVISION 4

Overall SEI: 46.5

AEIS Rating: Met Standard



NOTES: "Overall SEI" has an average of 50 and standard deviation of 5; the range for an "average" overall SEI is 45 to 55. Component SEIs (e.g. "Grade 5 STAAR READING" or "PSAT WRITING") each have an average of 50 and standard deviation of 10; the range for an "average" component SEI is 40 to 60. Component SEIs are computed only if at least eight students are included.

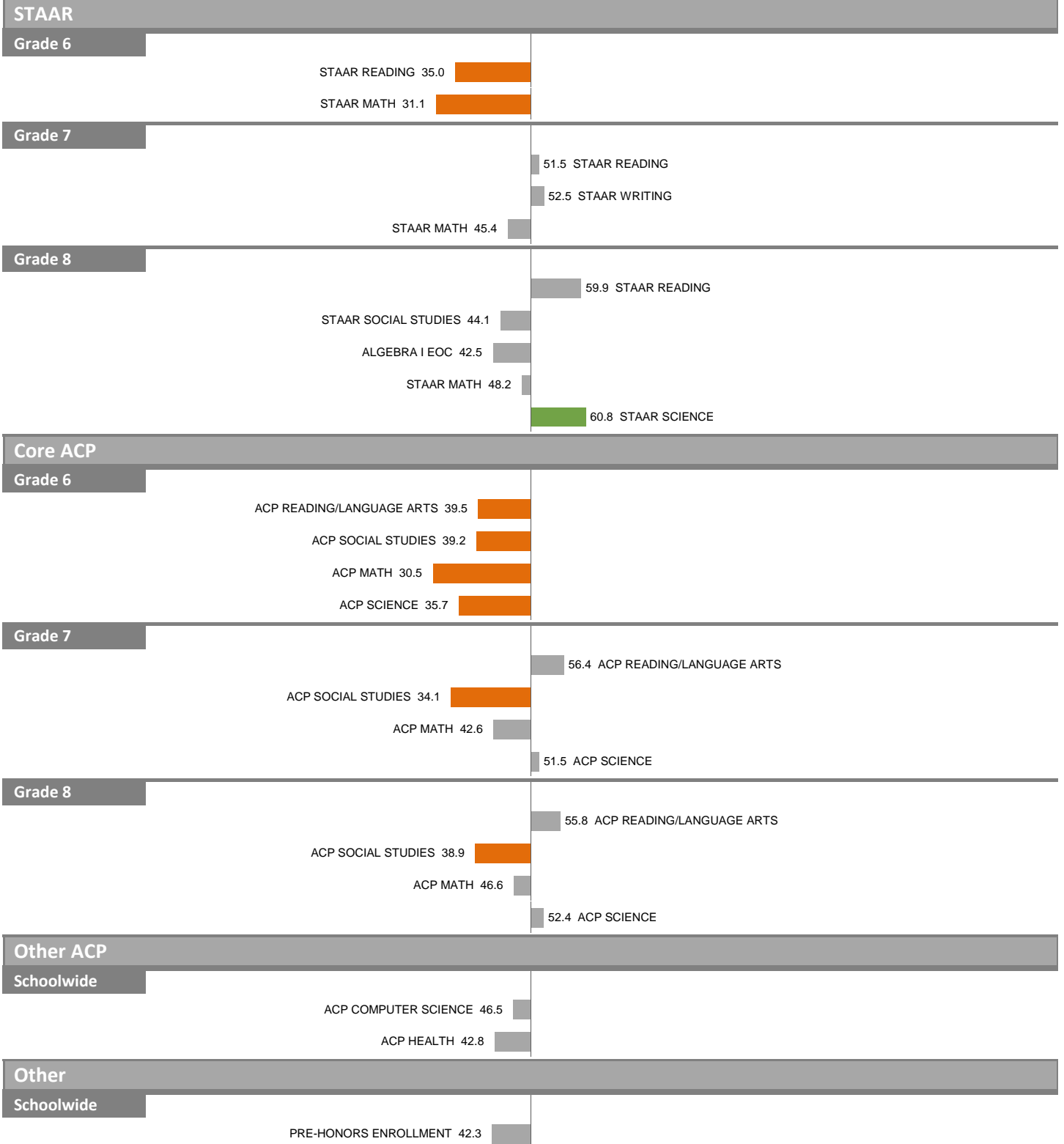
# 2012-13 School Effectiveness Index (SEI) Detail

77-HECTOR P. GARCIA

2013-14 DIVISION 5

Overall SEI: 47.2

AEIS Rating: Met Standard



NOTES: "Overall SEI" has an average of 50 and standard deviation of 5; the range for an "average" overall SEI is 45 to 55. Component SEIs (e.g. "Grade 5 STAAR READING" or "PSAT WRITING") each have an average of 50 and standard deviation of 10; the range for an "average" component SEI is 40 to 60. Component SEIs are computed only if at least eight students are included.

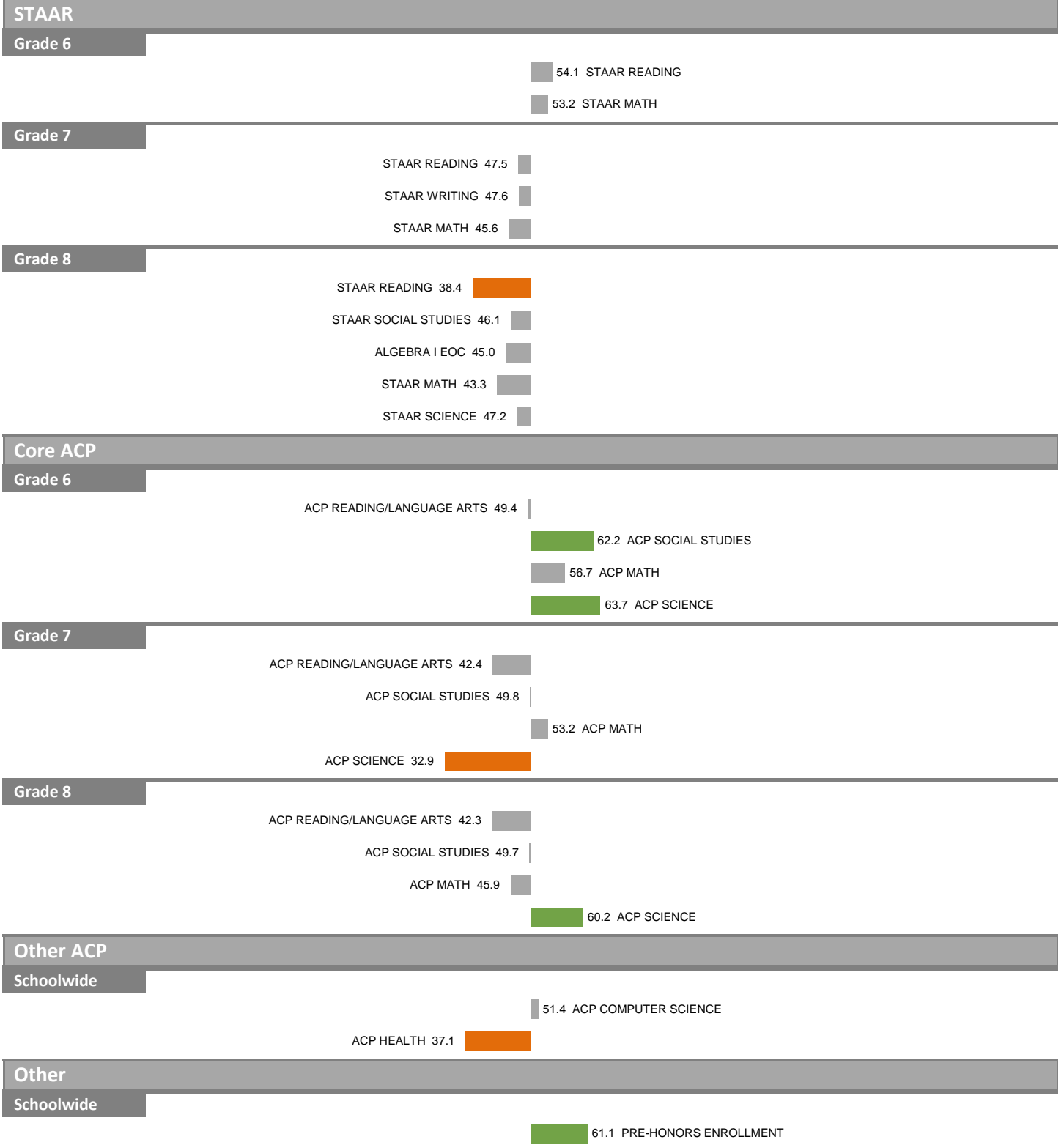
# 2012-13 School Effectiveness Index (SEI) Detail

79-FRANCISCO F. "PANCHO" MEDRANO

Overall SEI: 47.2

2013-14 DIVISION 1

AEIS Rating: Met Standard




NOTES: "Overall SEI" has an average of 50 and standard deviation of 5; the range for an "average" overall SEI is 45 to 55. Component SEIs (e.g. "Grade 5 STAAR READING" or "PSAT WRITING") each have an average of 50 and standard deviation of 10; the range for an "average" component SEI is 40 to 60. Component SEIs are computed only if at least eight students are included.

# 2012-13 School Effectiveness Index (SEI) Detail

83-SAM TASBY  
2013-14 DIVISION 2

Overall SEI: 50.8  
AEIS Rating: Met Standard



NOTES: "Overall SEI" has an average of 50 and standard deviation of 5; the range for an "average" overall SEI is 45 to 55. Component SEIs (e.g. "Grade 5 STAAR READING" or "PSAT WRITING") each have an average of 50 and standard deviation of 10; the range for an "average" component SEI is 40 to 60. Component SEIs are computed only if at least eight students are included.

# 2012-13 School Effectiveness Index (SEI) Detail

100-ZAN WESLEY HOLMES, JR.

2013-14 DIVISION 1

Overall SEI: 51.3

AEIS Rating: Met Standard



NOTES: "Overall SEI" has an average of 50 and standard deviation of 5; the range for an "average" overall SEI is 45 to 55. Component SEIs (e.g. "Grade 5 STAAR READING" or "PSAT WRITING") each have an average of 50 and standard deviation of 10; the range for an "average" component SEI is 40 to 60. Component SEIs are computed only if at least eight students are included.


# 2012-13 School Effectiveness Index (SEI) Detail

352-BALCH SPRINGS

Overall SEI: 38.6

2013-14 DIVISION 5

AEIS Rating: Met Standard



NOTES: "Overall SEI" has an average of 50 and standard deviation of 5; the range for an "average" overall SEI is 45 to 55. Component SEIs (e.g. "Grade 5 STAAR READING" or "PSAT WRITING") each have an average of 50 and standard deviation of 10; the range for an "average" component SEI is 40 to 60. Component SEIs are computed only if at least eight students are included.

# 2012-13 School Effectiveness Index (SEI) Detail

353-ANN RICHARDS

2013-14 DIVISION 4

Overall SEI: 48.3

AEIS Rating: Met Standard



NOTES: "Overall SEI" has an average of 50 and standard deviation of 5; the range for an "average" overall SEI is 45 to 55. Component SEIs (e.g. "Grade 5 STAAR READING" or "PSAT WRITING") each have an average of 50 and standard deviation of 10; the range for an "average" component SEI is 40 to 60. Component SEIs are computed only if at least eight students are included.

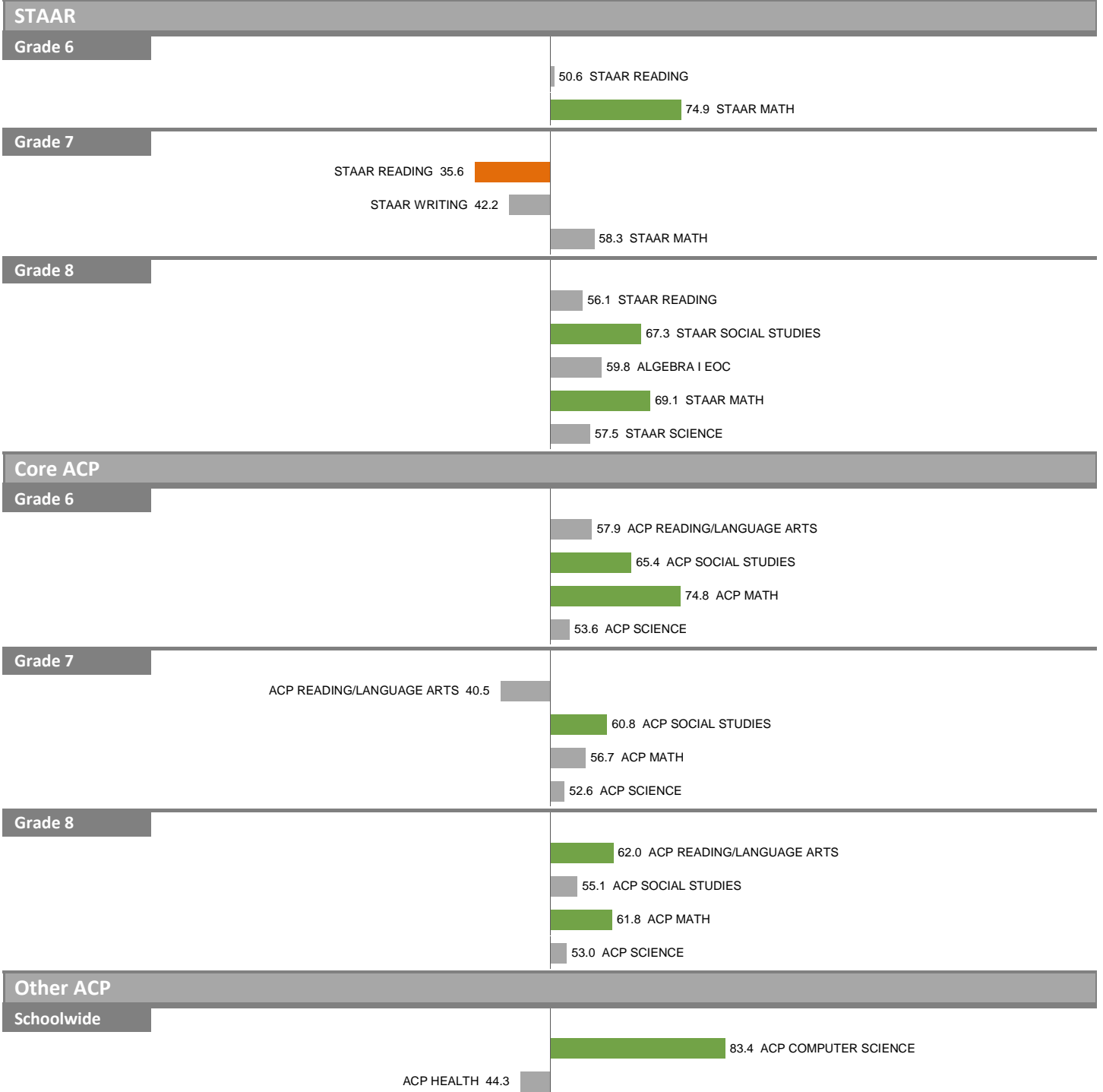
# 2012-13 School Effectiveness Index (SEI) Detail

354-KENNEDY-CURRY

Overall SEI: 56.4

2013-14 DIVISION 5

AEIS Rating: Met Standard



NOTES: "Overall SEI" has an average of 50 and standard deviation of 5; the range for an "average" overall SEI is 45 to 55. Component SEIs (e.g. "Grade 5 STAAR READING" or "PSAT WRITING") each have an average of 50 and standard deviation of 10; the range for an "average" component SEI is 40 to 60. Component SEIs are computed only if at least eight students are included.