

2016-17 School Effectiveness Index (SEI) Report High Schools

		Students	SEI	SEI Rank Among High Schools (out of 23 schools)		
				35	50	68
1	BRYAN ADAMS	1,815	46.4			16
2	W.H. ADAMSON	1,310	47.7			11
5	MOISES E. MOLINA	1,944	46.9			13
6	HILLCREST	899	49.2			5
7	THOMAS JEFFERSON	1,389	50.6			2
8	JUSTIN F. KIMBALL	1,236	49.1			6
9	LINCOLN	440	40.7			22
12	L.G. PINKSTON	827	46.6			14
13	FRANKLIN D. ROOSEVELT	493	42.5			20
14	W.W. SAMUELL	1,528	48.6			10
15	SEAGOVILLE HIGH	1,159	46.6			14
16	SOUTH OAK CLIFF	895	38.6			23
17	H. GRADY SPRUCE	1,387	49.0			7
18	SUNSET	1,664	49.5			4
21	W.T. WHITE	2,018	50.1			3
22	WOODROW WILSON	1,634	52.2			1
23	DAVID W. CARTER	951	45.5			18
24	NORTH DALLAS	901	49.0			7
25	SKYLINE	3,809	47.6			12
28	EMMETT J. CONRAD	1,072	48.8			9
32	JAMES MADISON	385	46.1			17
380	WILMER-HUTCHINS HIGH	683	41.2			21
389	JOHN L. PATTON, JR.	77	45.0			19

2016-17 School Effectiveness Index (SEI) Report Middle Schools

	Students	SEI	SEI Rank Among Middle Schools (out of 33 schools)	
			35	68
42 WILLIAM H. ATWELL	728	42.8		31
43 T.W. BROWNE	494	61.7		1
44 E.H. CARY	553	47.2		22
45 E.B. COMSTOCK	815	47.1		23
46 YOUNG MEN'S ACADEMY AT FLORENCE	849	46.1		25
47 BENJAMIN FRANKLIN	882	49.6		9
48 W.H. GASTON	901	47.7		20
49 W.E. GREINER	1,564	55.1		4
50 ROBERT T. HILL	822	49.2		11
51 OLIVER W. HOLMES	606	46.3		24
52 PIEDMONT GLOBAL ACADEMY	881	48.7		15
53 J.L. LONG	1,284	49.4		10
54 THOMAS C. MARSH	846	48.2		17
55 T.J. RUSK	523	40.3		33
56 EWELL D. WALKER	664	41.1		32
58 ALEX W. SPENCE	708	48.6		16
59 L.V. STOCKARD	1,100	50.7		8
60 BOUDE STOREY	495	49.0		13
62 BILLY EARL DADE	767	46.1		25
68 RAUL QUINTANILLA, SR.	965	54.7		5
69 SEAGOVILLE MIDDLE	1,152	48.2		17
72 SARAH ZUMWALT	334	49.2		11
74 THOMAS A. EDISON	430	47.3		21
76 HAROLD W. LANG, SR.	734	54.0		6
77 HECTOR P. GARCIA	716	47.9		19
79 FRANCISCO F. "PANCHO" MEDRANO	846	45.2		27
83 SAM TASBY	813	44.2		28
100 ZAN WESLEY HOLMES, JR.	1,014	43.3		30
352 YOUNG WOMEN'S ACADEMY AT BALCH SPRINGS	1,052	60.6		2
353 ANN RICHARDS	1,201	53.2		7
354 KENNEDY-CURRY	687	48.8		14
355 ALEX SANGER MIDDLE	106	43.8		29
359 ROSEMONT MIDDLE	191	56.0		3

2016-17 School Effectiveness Index (SEI) Report Elementary Schools

		Students	SEI	SEI Rank Among Elementary Schools (out of 147 schools)		
				35	50	68
101	JOHN Q. ADAMS	553	45.9			
103	GABE P. ALLEN	315	41.3			
104	WILLIAM M. ANDERSON	545	50.4			
105	ARCADIA PARK	472	51.8			
107	JOSE "JOE" MAY	424	47.2			
108	BAYLES	354	44.4			
109	WILLIAM A. BLAIR	458	52.0			
110	ANNIE WEBB BLANTON	460	57.0			
112	JAMES BOWIE	348	46.0			
114	JOHN NEELY BRYAN	303	41.4			
115	HARRELL BUDD	316	51.0			
116	DAVID G. BURNET	526	49.9			
117	RUFUS C. BURLESON	500	42.4			
118	W.W. BUSHMAN	302	53.2			
119	WILLIAM L. CABELL	400	46.9			
120	F.P. CAILLET	498	53.1			
121	JOHN W. CARPENTER	209	46.2			
122	C.F. CARR	205	40.2			
124	GEORGE W. CARVER (CLOSED)	258	53.3			
125	CASA VIEW	469	51.7			
126	CENTRAL	328	57.0			
128	MARTIN LUTHER KING, JR.	320	41.0			
129	S.S. CONNER	434	55.3			
130	LEILA P. COWART	396	52.5			
131	IGNACIO ZARAGOZA	217	55.7			
133	BARBARA JORDAN	421	44.3			
135	EVERETTE LEE DEGOLYER	284	51.2			
136	L.O. DONALD	302	54.1			
137	JULIUS DORSEY	397	58.7			
139	PAUL L. DUNBAR	382	43.7			
140	AMELIA EARHART (CLOSED)	124	51.5			
141	JILL STONE	254	51.7			
142	J.N. ERVIN	424	41.5			
144	TOM W. FIELD	204	53.9			
145	STEPHEN C. FOSTER	510	50.8			
147	CHARLES A. GILL	527	52.3			
148	TOM C. GOOCH	190	49.6			
149	LENORE KIRK HALL	374	53.3			
152	MARGARET B. HENDERSON	373	51.5			

2016-17 School Effectiveness Index (SEI) Report

Elementary Schools

		Students	SEI	SEI Rank Among Elementary Schools (out of 147 schools)
				35 ————— 50 ————— 68
153	VICTOR H. HEXTER	423	52.9	32
154	LARRY G. SMITH	539	48.1	98
155	C.A. TATUM, JR.	479	50.1	78
156	NATHANIEL HAWTHORNE	315	48.6	92
157	JAMES S. HOGG	181	45.7	122
158	LIDA HOOE	325	52.3	42
159	L.L. HOTCHKISS	551	46.8	109
160	SAM HOUSTON	143	52.6	37
161	JOHN IRELAND	380	45.1	125
162	STONEWALL JACKSON	488	55.6	15
163	ALBERT S. JOHNSTON	276	47.1	105
164	ANSON JONES	460	47.3	103
166	EDWIN J. KIEST	523	46.1	117
167	KLEBERG	471	49.9	81
168	OBADIAH KNIGHT	388	54.5	21
169	ARTHUR KRAMER	347	52.4	41
170	RICHARD LAGOW	386	52.5	39
171	LAKEWOOD	677	56.1	11
172	JIMMIE TYLER BRASHEAR	480	57.2	5
173	SIDNEY LANIER	436	51.3	60
174	ROBERT E. LEE	225	46.1	117
175	UMPHREY LEE	391	52.3	42
176	JACK LOWE, SR.	445	49.0	90
177	WILLIAM LIPSCOMB	333	51.0	67
178	H.I. HOLLAND	260	44.2	131
180	B.H. MACON	389	55.5	17
181	MAPLE LAWN	333	52.7	35
182	HERBERT MARCUS	594	48.0	99
183	THOMAS L. MARSALIS	344	49.3	88
184	BEN MILAM	199	47.1	105
185	WILLIAM B. MILLER	251	46.3	115
186	ROGER Q. MILLS	241	54.1	22
187	NANCY MOSELEY	561	51.7	53
188	MOUNT AUBURN	493	39.1	146
189	CLARA OLIVER	229	49.1	89
190	GEORGE PEABODY	409	49.9	81
191	ELISHA M. PEASE	272	49.5	87
192	JOHN F. PEELER	236	46.7	110
193	JOHN J. PERSHING	391	55.6	15































2016-17 School Effectiveness Index (SEI) Report

Elementary Schools

		Students	SEI	SEI Rank Among Elementary Schools (out of 147 schools)		
				35	50	68
194	K.B. POLK	273	48.8			91
195	PRESTON HOLLOW	321	53.0			31
196	J.W. RAY	163	39.2			145
197	JOHN H. REAGAN	269	50.0			80
198	MARTHA TURNER REILLY	365	51.8			49
199	REINHARDT	425	52.7			35
200	JOSEPH J. RHOADS	473	35.5			147
201	CHARLES RICE	349	49.7			84
202	ORAN M. ROBERTS	431	51.2			62
203	DAN D. ROGERS	315	50.5			75
204	ROSEMONT ELEMENTARY	789	52.8			34
205	CLINTON P. RUSSELL	521	47.0			107
206	ALEX SANGER ELEMENTARY	382	50.1			78
207	SAN JACINTO	322	45.1			125
208	SEAGOVILLE ELEMENTARY	470	43.8			133
209	ASCHER SILBERSTEIN	567	52.2			45
210	LESLIE A. STEMMONS	545	55.8			13
211	STEVENS PARK	469	42.4			138
213	T.G. TERRY	264	49.6			85
215	ROBERT L. THORNTON	283	43.0			137
216	EDWARD TITCHE	512	44.1			132
218	GEORGE W. TRUETT	738	48.5			94
219	ADELLE TURNER	251	51.9			47
220	MARK TWAIN	218	51.3			60
222	URBAN PARK	462	50.2			77
224	WALNUT HILL	228	58.6			3
225	DANIEL WEBSTER	410	47.6			102
226	MARTIN WEISS	393	48.3			96
228	SUDIE L. WILLIAMS	199	47.9			100
229	WINNETKA	594	56.6			9
230	HARRY C. WITHERS	305	54.6			19
232	EDNA ROWE	333	53.2			28
233	NATHAN ADAMS	380	50.8			71
234	HENRY B. GONZALEZ	502	52.6			37
235	BIRDIE ALEXANDER	260	46.4			114
236	NANCY J. COCHRAN	314	45.7			122
237	JOHN W. RUNYON	470	48.6			92
239	ARTURO SALAZAR	462	56.1			11
240	FRANK GUZICK	450	47.7			101

2016-17 School Effectiveness Index (SEI) Report

Elementary Schools

	Students	SEI	SEI Rank Among Elementary Schools (out of 147 schools)		
			35	50	68
244 SEAGOVILLE NORTH	514	51.0			67
247 ADELFA B. CALLEJO	486	50.7			73
250 WHITNEY M. YOUNG, JR.	335	45.8			121
260 LORENZO DE ZAVALA	259	43.1			136
263 J.P. STARKS	241	57.7			4
264 RONALD E. MCNAIR	445	51.9			47
265 ELADIO MARTINEZ	309	50.9			70
266 FREDERICK DOUGLASS	322	51.8			49
268 JOHN F. KENNEDY	273	51.4			59
269 ONESIMO HERNANDEZ	199	43.2			135
271 JULIAN T. SALDIVAR	483	54.6			19
272 MARIA MORENO	308	46.7			110
273 PLEASANT GROVE	358	44.5			128
274 MARY MCLEOD BETHUNE	554	51.7			53
275 LOUISE WOLFF KAHN	404	52.9			32
276 GILBERT CUELLAR, SR.	546	51.2			62
277 THOMAS TOLBERT	377	50.7			73
278 LEONIDES GONZALEZ CIGARROA, M.D.	377	48.5			94
279 JERRY R. JUNKINS	448	51.8			49
280 ANNE FRANK	738	51.1			65
281 CESAR CHAVEZ	337	45.3			124
283 ESPERANZA "HOPE" MEDRANO	288	48.3			96
284 HIGHLAND MEADOWS	503	53.6			25
286 LEE A. MCSHAN, JR.	483	61.1			1
287 CELESTINO MAURICIO SOTO, JR.	441	56.9			8
289 FELIX G. BOTELLO	376	56.4			10
301 WILMER-HUTCHINS ELEMENTARY	738	44.7			127
303 THELMA E. PAGE RICHARDSON	507	46.5			112
304 GEORGE H.W. BUSH	457	51.1			65
305 EBBY HALLIDAY	470	46.5			112

2016-17 School Effectiveness Index (SEI) Report

Choice Schools

		Students	SEI	SEI Rank Among Choice Schools (out of 26 schools)		
				35	50	68
3	A. MACEO SMITH NEW TECH	377	46.2			25
26	SCHOOL OF SCIENCE & ENGINEERING	418	67.3			1
33	SCHOOL OF BUSINESS & MANAGEMENT	500	54.7			15
34	BOOKER T. WASHINGTON	893	56.2			12
35	IRMA L. RANGEL HIGH	269	59.3			4
36	SCHOOL OF HEALTH PROFESSIONS	547	53.6			18
37	COLLINS SORRELLS SCHOOL OF EDUCATION	327	52.9			20
38	SANDERS MAGNET CENTER FOR PUBLIC SERVICE	376	54.0			17
39	SCHOOL FOR THE TALENTED & GIFTED	260	61.0			3
57	WILLIAM B. TRAVIS ACADEMY	294	52.9			20
66	HARRY STONE ACADEMY	184	54.3			16
71	DALLAS ENVIRONMENTAL SCIENCE	426	58.7			5
73	H.W. LONGFELLOW	414	55.9			14
75	GEORGE B. DEALEY ACADEMY	178	56.3			11
85	KATHLYN J. GILLIAM	353	53.0			19
88	TRINIDAD GARZA	423	58.6			6
90	W.L. LASSITER, JR.	236	66.3			2
134	GEORGE B. DEALEY VANGUARD	370	57.0			8
212	HARRY STONE VANGUARD	241	57.1			7
217	WILLIAM B. TRAVIS VANGAURD	192	46.6			24
270	EDUARDO MATA	336	42.9			26
356	IRMA L. RANGEL MIDDLE	262	56.1			13
357	BARACK OBAMA MIDDLE	242	47.5			22
360	STEAM AT D.A. HULCY	360	56.9			9
381	BARACK OBAMA HIGH	184	56.7			10
382	IDEA AT J.W. FANNIN	194	47.3			23