


# 2018-19 School Effectiveness Index (SEI) Detail

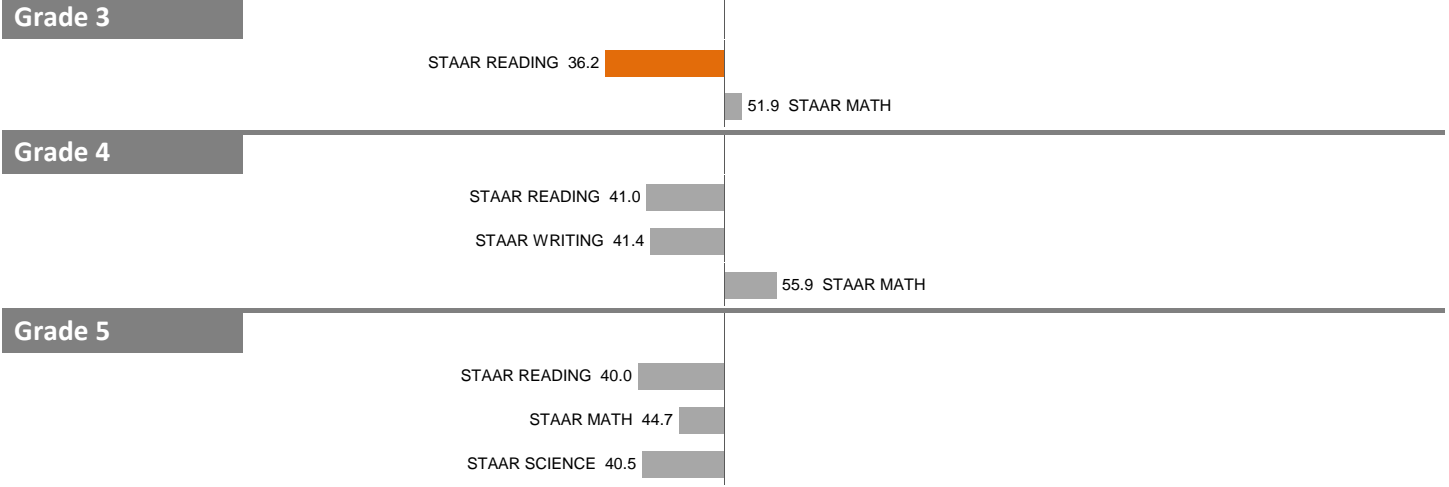
101-JOHN Q. ADAMS ELEMENTARY SCHOOL

Overall SEI: 43.2

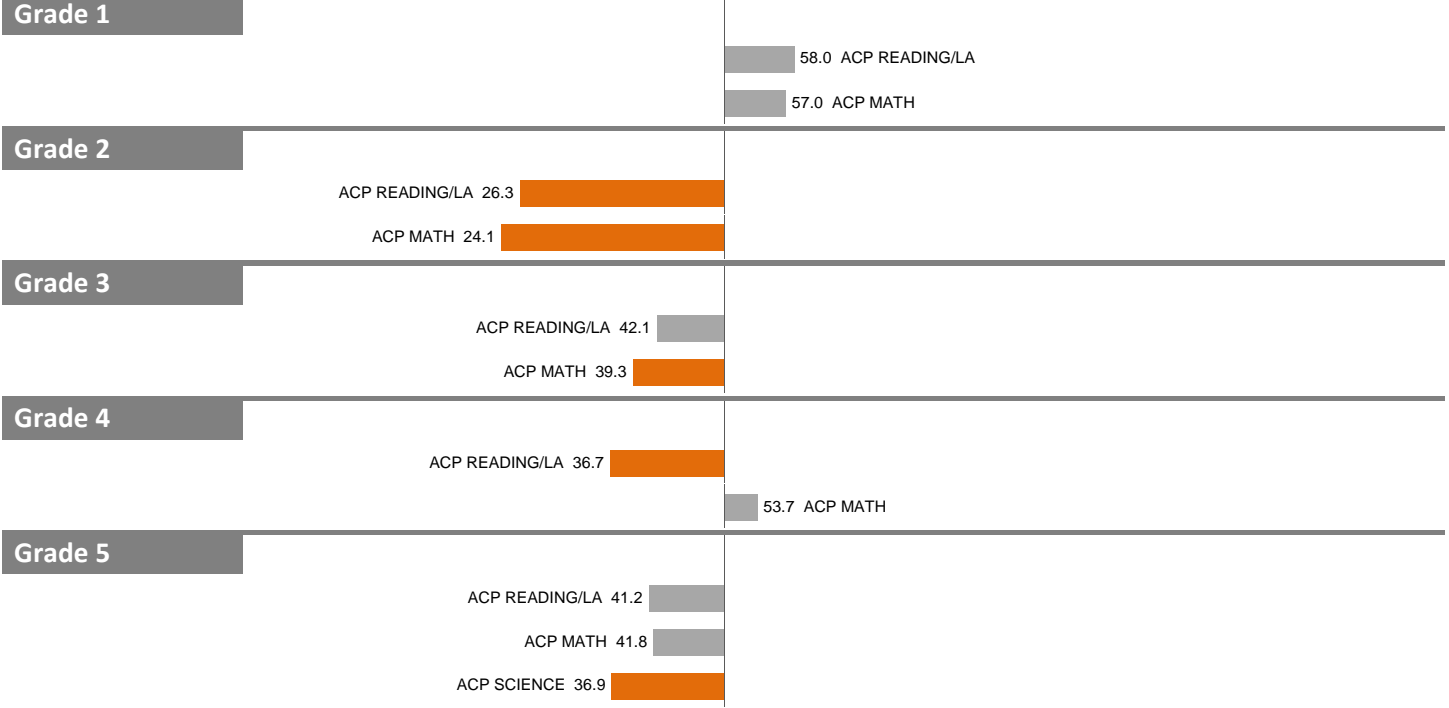
## Norm-Referenced



## STAAR



## Core ACP



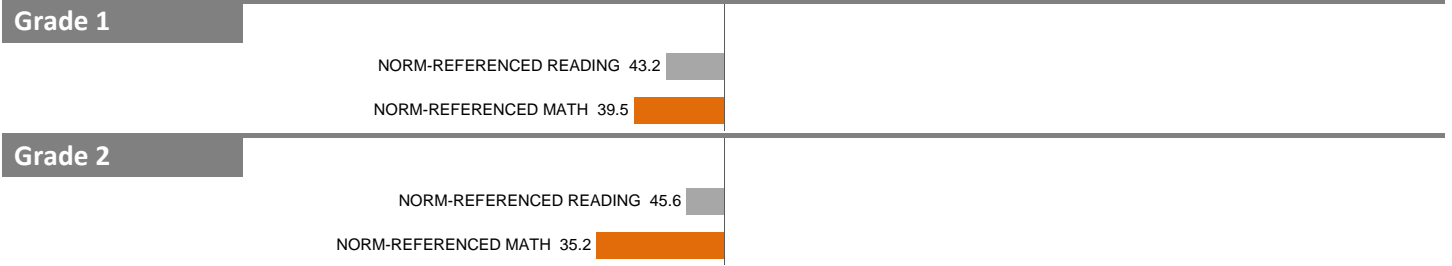
NOTES: "Overall SEI" has average 50 and standard deviation 5; an "average" overall SEI is 45 to 55. Component SEIs (e.g. Grade 5 STAAR Reading, PSAT Writing) each have average 50 and standard deviation 10; an "average" component SEI is 40 to 60. Component SEIs are computed only if at least eight test results are available.

# 2018-19 School Effectiveness Index (SEI) Detail


103—GABE P. ALLEN CHARTER SCHOOL

Overall SEI: 46.5


## Norm-Referenced



## STAAR



## Core ACP

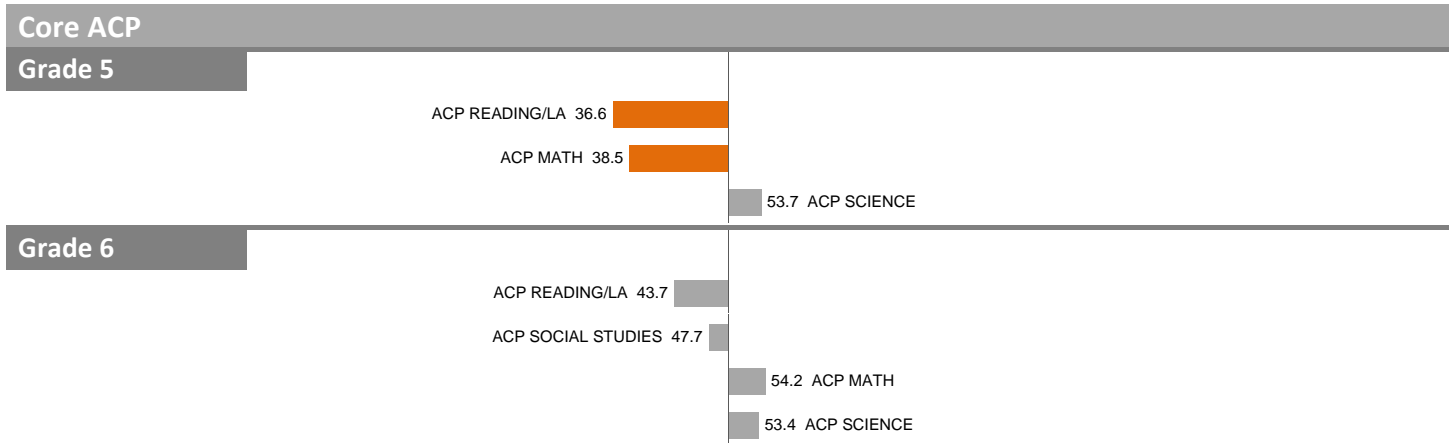


NOTES: "Overall SEI" has average 50 and standard deviation 5; an "average" overall SEI is 45 to 55. Component SEIs (e.g. Grade 5 STAAR Reading, PSAT Writing) each have average 50 and standard deviation 10; an "average" component SEI is 40 to 60. Component SEIs are computed only if at least eight test results are available.

# 2018-19 School Effectiveness Index (SEI) Detail

103—GABE P. ALLEN CHARTER SCHOOL

Overall SEI: 46.5




NOTES: "Overall SEI" has average 50 and standard deviation 5; an "average" overall SEI is 45 to 55. Component SEIs (e.g. Grade 5 STAAR Reading, PSAT Writing) each have average 50 and standard deviation 10; an "average" component SEI is 40 to 60. Component SEIs are computed only if at least eight test results are available.

# 2018-19 School Effectiveness Index (SEI) Detail

104-WILLIAM M. ANDERSON ELEMENTARY SCHOOL

Overall SEI: 51.9



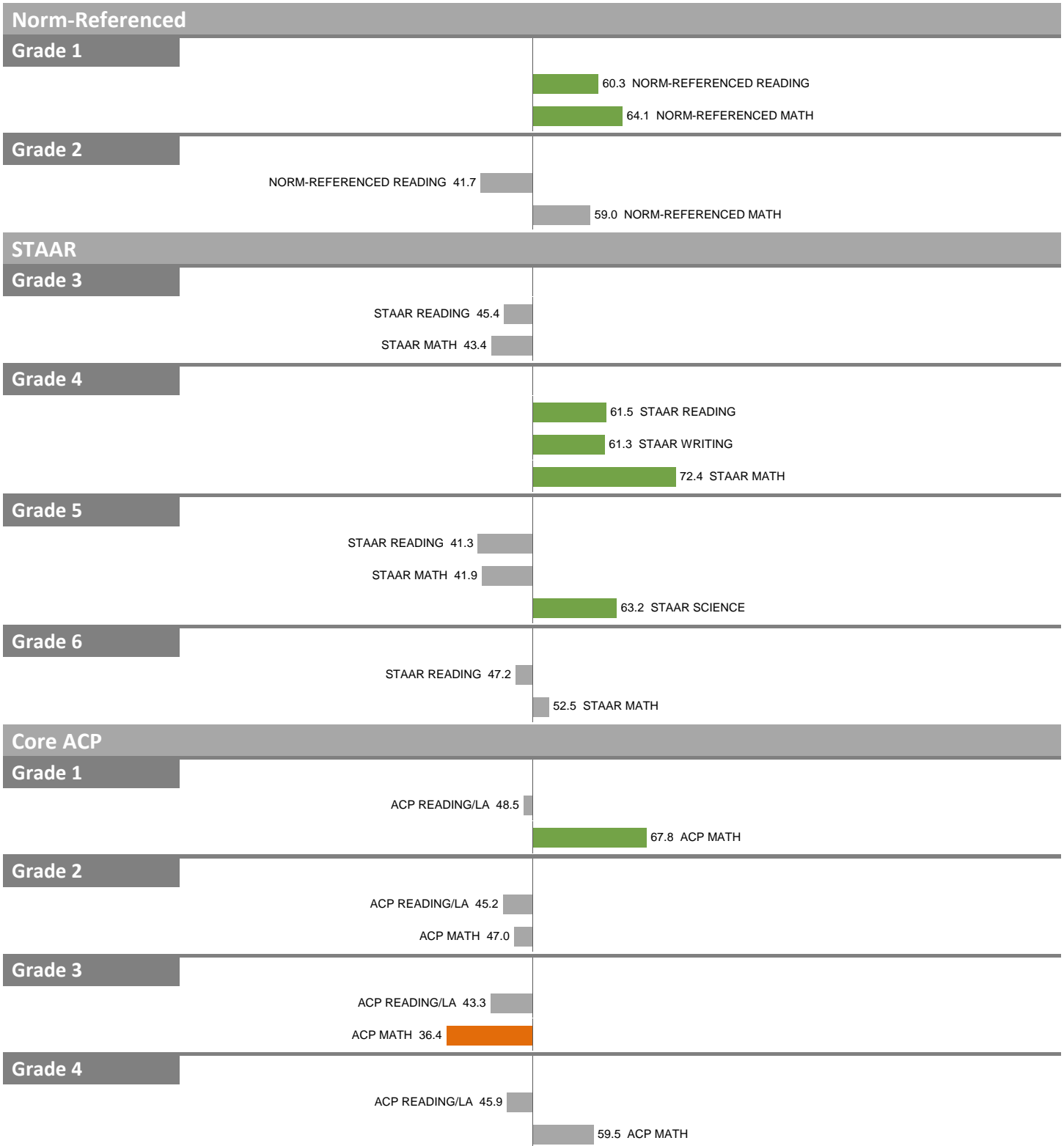
NOTES: "Overall SEI" has average 50 and standard deviation 5; an "average" overall SEI is 45 to 55. Component SEIs (e.g. Grade 5 STAAR Reading, PSAT Writing) each have average 50 and standard deviation 10; an "average" component SEI is 40 to 60. Component SEIs are computed only if at least eight test results are available.



# 2018-19 School Effectiveness Index (SEI) Detail

105-ARCADIA PARK ELEMENTARY SCHOOL

Overall SEI: 53.3




NOTES: "Overall SEI" has average 50 and standard deviation 5; an "average" overall SEI is 45 to 55. Component SEIs (e.g. Grade 5 STAAR Reading, PSAT Writing) each have average 50 and standard deviation 10; an "average" component SEI is 40 to 60. Component SEIs are computed only if at least eight test results are available.

# 2018-19 School Effectiveness Index (SEI) Detail

105--ARCADIA PARK ELEMENTARY SCHOOL

Overall SEI: 53.3




NOTES: "Overall SEI" has average 50 and standard deviation 5; an "average" overall SEI is 45 to 55. Component SEIs (e.g. Grade 5 STAAR Reading, PSAT Writing) each have average 50 and standard deviation 10; an "average" component SEI is 40 to 60. Component SEIs are computed only if at least eight test results are available.

# 2018-19 School Effectiveness Index (SEI) Detail

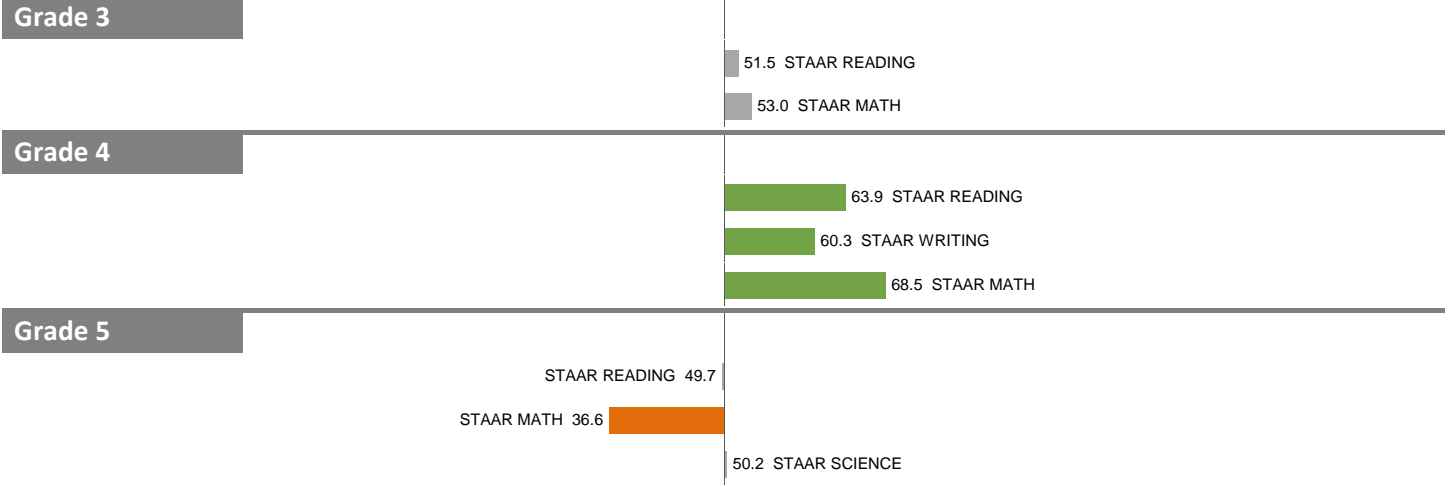
107-JOSE "JOE" MAY ELEMENTARY SCHOOL

Overall SEI: 53.3

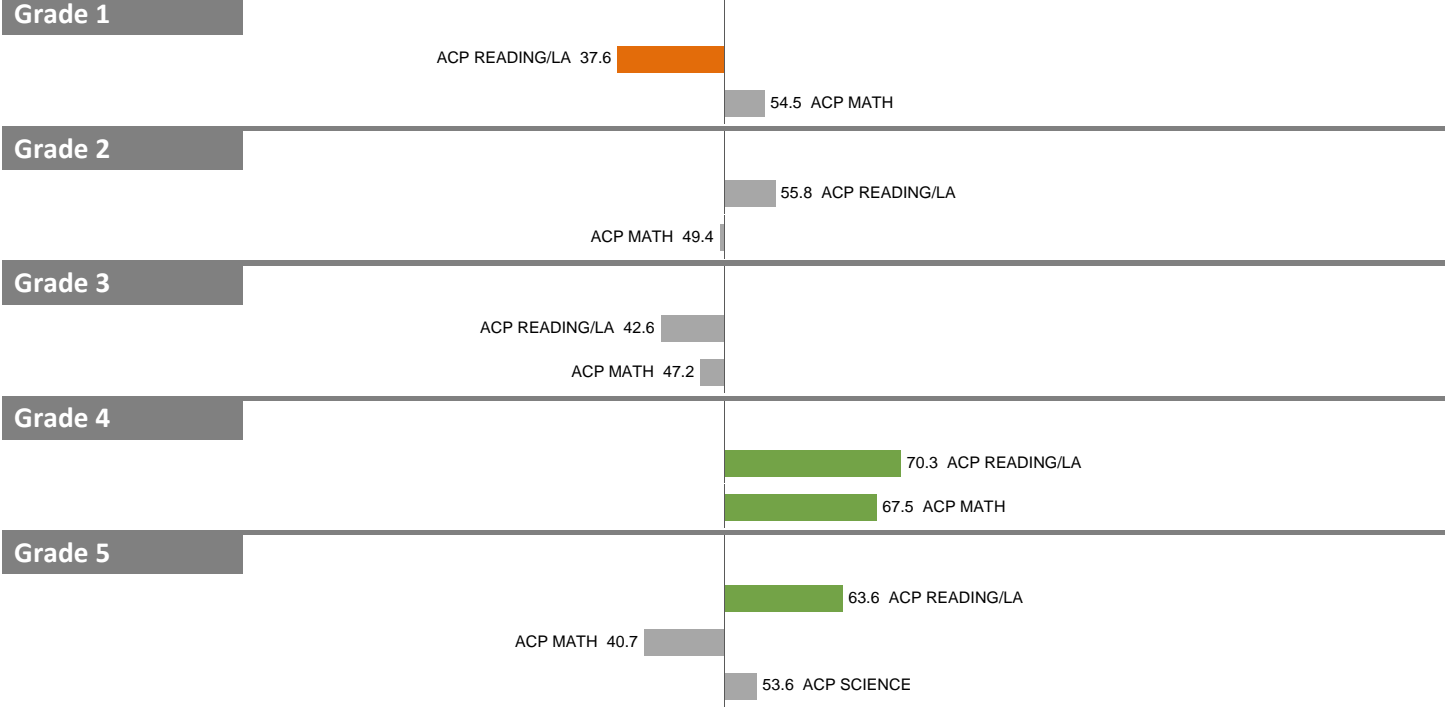
## Norm-Referenced



## STAAR



## Core ACP




NOTES: "Overall SEI" has average 50 and standard deviation 5; an "average" overall SEI is 45 to 55. Component SEIs (e.g. Grade 5 STAAR Reading, PSAT Writing) each have average 50 and standard deviation 10; an "average" component SEI is 40 to 60. Component SEIs are computed only if at least eight test results are available.

# 2018-19 School Effectiveness Index (SEI) Detail

108-BAYLES ELEMENTARY SCHOOL

Overall SEI: 50.4



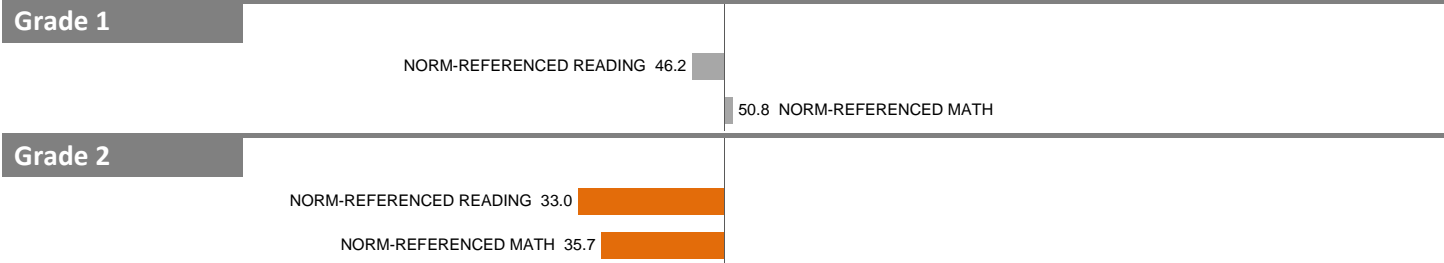
NOTES: "Overall SEI" has average 50 and standard deviation 5; an "average" overall SEI is 45 to 55. Component SEIs (e.g. Grade 5 STAAR Reading, PSAT Writing) each have average 50 and standard deviation 10; an "average" component SEI is 40 to 60. Component SEIs are computed only if at least eight test results are available.

# 2018-19 School Effectiveness Index (SEI) Detail


109–WILLIAM A. BLAIR ELEMENTARY SCHOOL

Overall SEI: 52.8

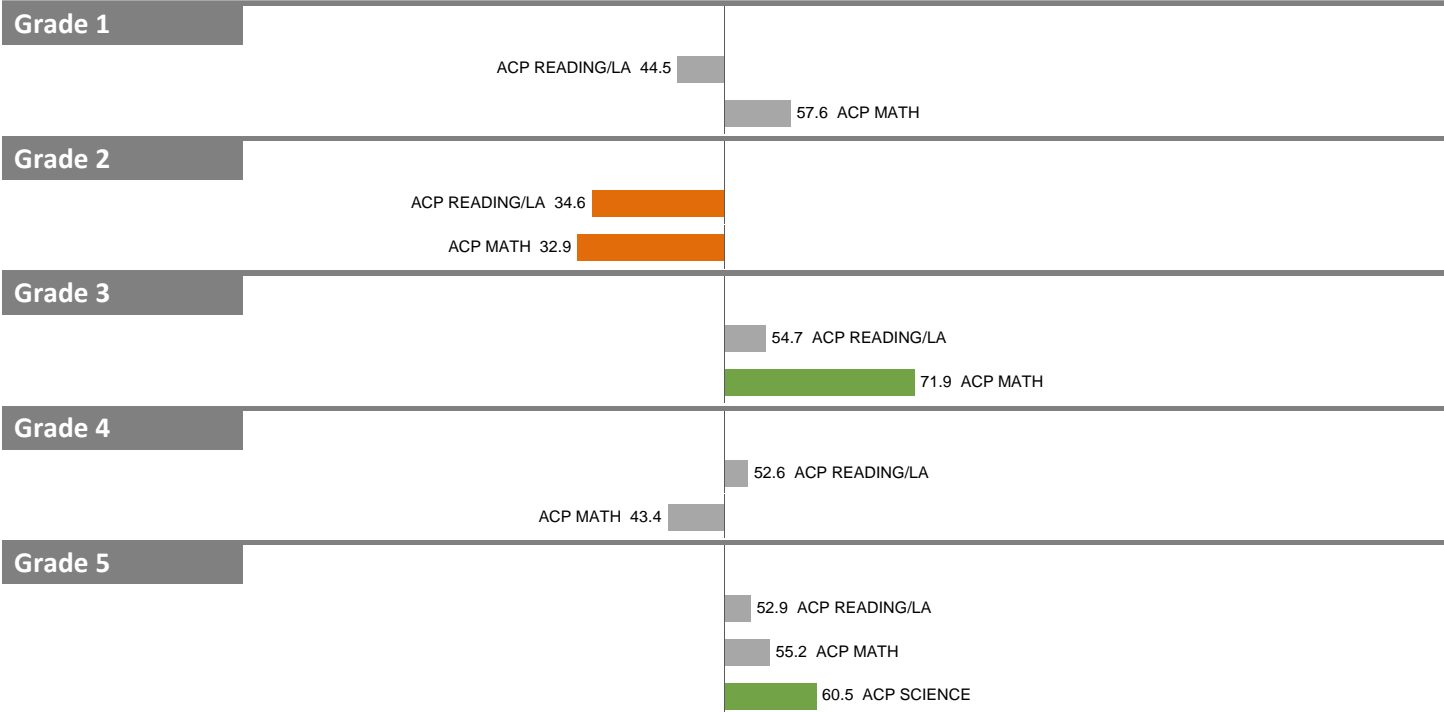
## Norm-Referenced



## STAAR



## Core ACP



NOTES: "Overall SEI" has average 50 and standard deviation 5; an "average" overall SEI is 45 to 55. Component SEIs (e.g. Grade 5 STAAR Reading, PSAT Writing) each have average 50 and standard deviation 10; an "average" component SEI is 40 to 60. Component SEIs are computed only if at least eight test results are available.

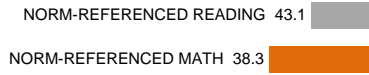
# 2018-19 School Effectiveness Index (SEI) Detail

110-ANNIE WEBB BLANTON ELEMENTARY SCHOOL

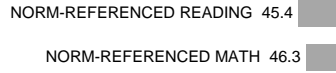
Overall SEI: 51.6

## Norm-Referenced

### Grade 1

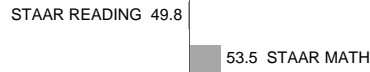


### Grade 2

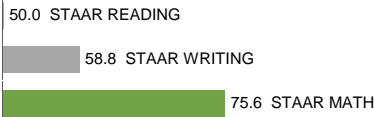


## STAAR

### Grade 3



### Grade 4



### Grade 5

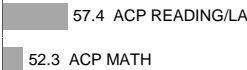


## Core ACP

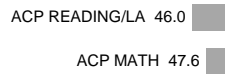
### Grade 1



### Grade 2



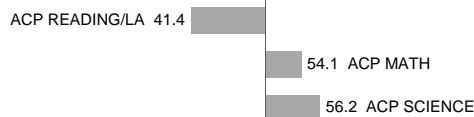
### Grade 3



### Grade 4



### Grade 5



NOTES: "Overall SEI" has average 50 and standard deviation 5; an "average" overall SEI is 45 to 55. Component SEIs (e.g. Grade 5 STAAR Reading, PSAT Writing) each have average 50 and standard deviation 10; an "average" component SEI is 40 to 60. Component SEIs are computed only if at least eight test results are available.

# 2018-19 School Effectiveness Index (SEI) Detail

112-JAMES BOWIE ELEMENTARY SCHOOL

Overall SEI: 48.5

## Norm-Referenced

### Grade 1

NORM-REFERENCED READING 49.4  
 NORM-REFERENCED MATH 49.1

### Grade 2

50.7 NORM-REFERENCED READING  
 NORM-REFERENCED MATH 49.3

## STAAR

### Grade 3

STAAR READING 40.7  
 STAAR MATH 37.7

### Grade 4

STAAR READING 48.8  
 STAAR WRITING 44.7  
 52.8 STAAR MATH

### Grade 5

54.8 STAAR READING  
 56.6 STAAR MATH  
 51.3 STAAR SCIENCE

## Core ACP

### Grade 1

ACP READING/LA 46.2  
 51.7 ACP MATH

### Grade 2

ACP READING/LA 46.9  
 ACP MATH 37.7

### Grade 3

ACP READING/LA 36.5  
 ACP MATH 31.9

### Grade 4

51.7 ACP READING/LA  
 ACP MATH 42.8

### Grade 5

58.1 ACP READING/LA  
 60.9 ACP MATH  
 53.6 ACP SCIENCE

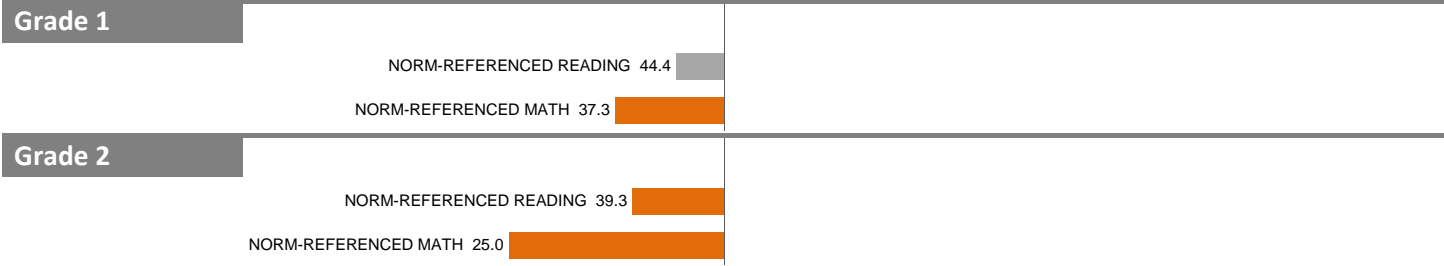
NOTES: "Overall SEI" has average 50 and standard deviation 5; an "average" overall SEI is 45 to 55. Component SEIs (e.g. Grade 5 STAAR Reading, PSAT Writing) each have average 50 and standard deviation 10; an "average" component SEI is 40 to 60. Component SEIs are computed only if at least eight test results are available.

# 2018-19 School Effectiveness Index (SEI) Detail

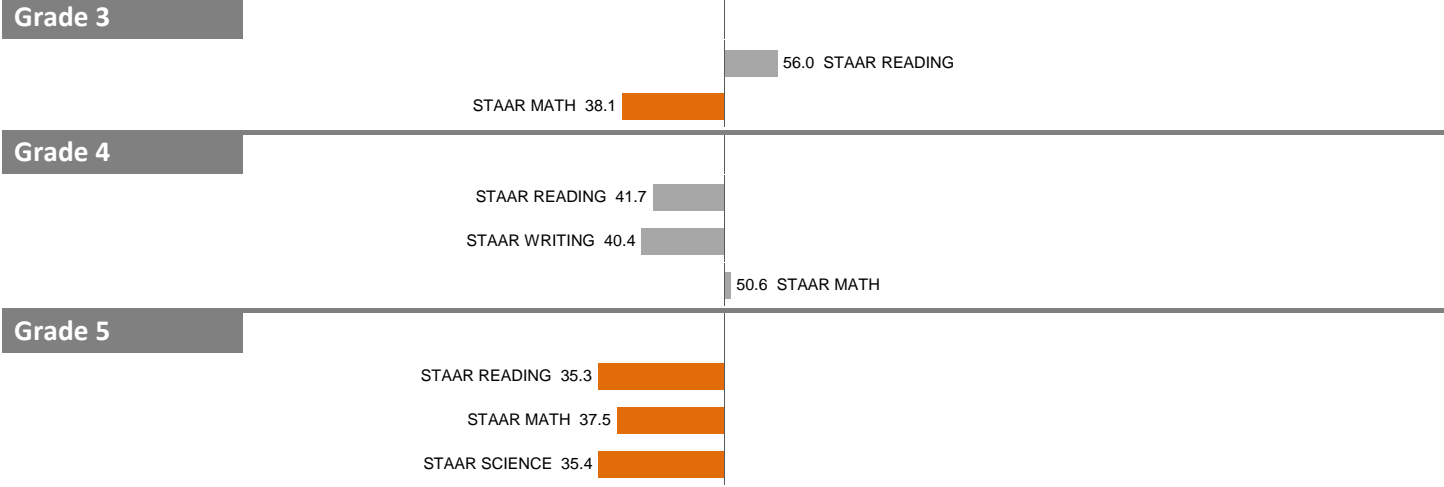
114-JOHN NEELY BRYAN ELEMENTARY SCHOOL

Overall SEI: 41.2

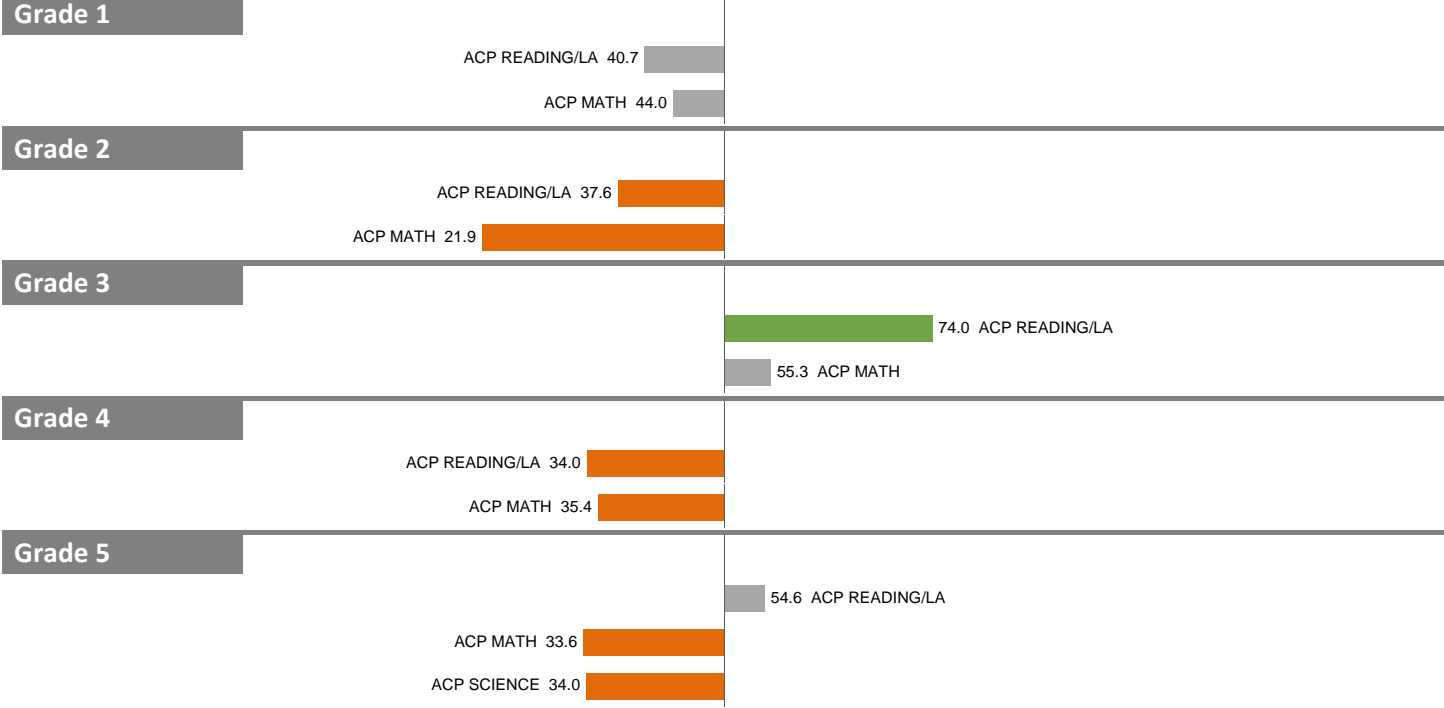
## Norm-Referenced



## STAAR



## Core ACP



NOTES: "Overall SEI" has average 50 and standard deviation 5; an "average" overall SEI is 45 to 55. Component SEIs (e.g. Grade 5 STAAR Reading, PSAT Writing) each have average 50 and standard deviation 10; an "average" component SEI is 40 to 60. Component SEIs are computed only if at least eight test results are available.

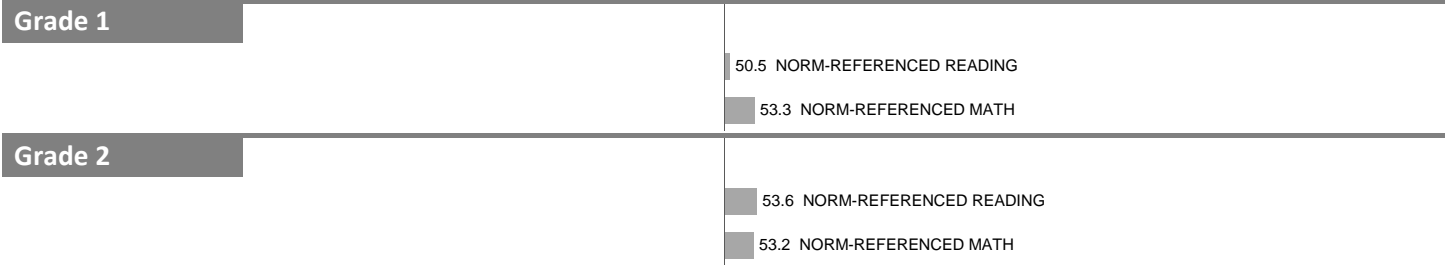


# 2018-19 School Effectiveness Index (SEI) Detail


115-HARRELL BUDD ELEMENTARY SCHOOL

Overall SEI: 48.6

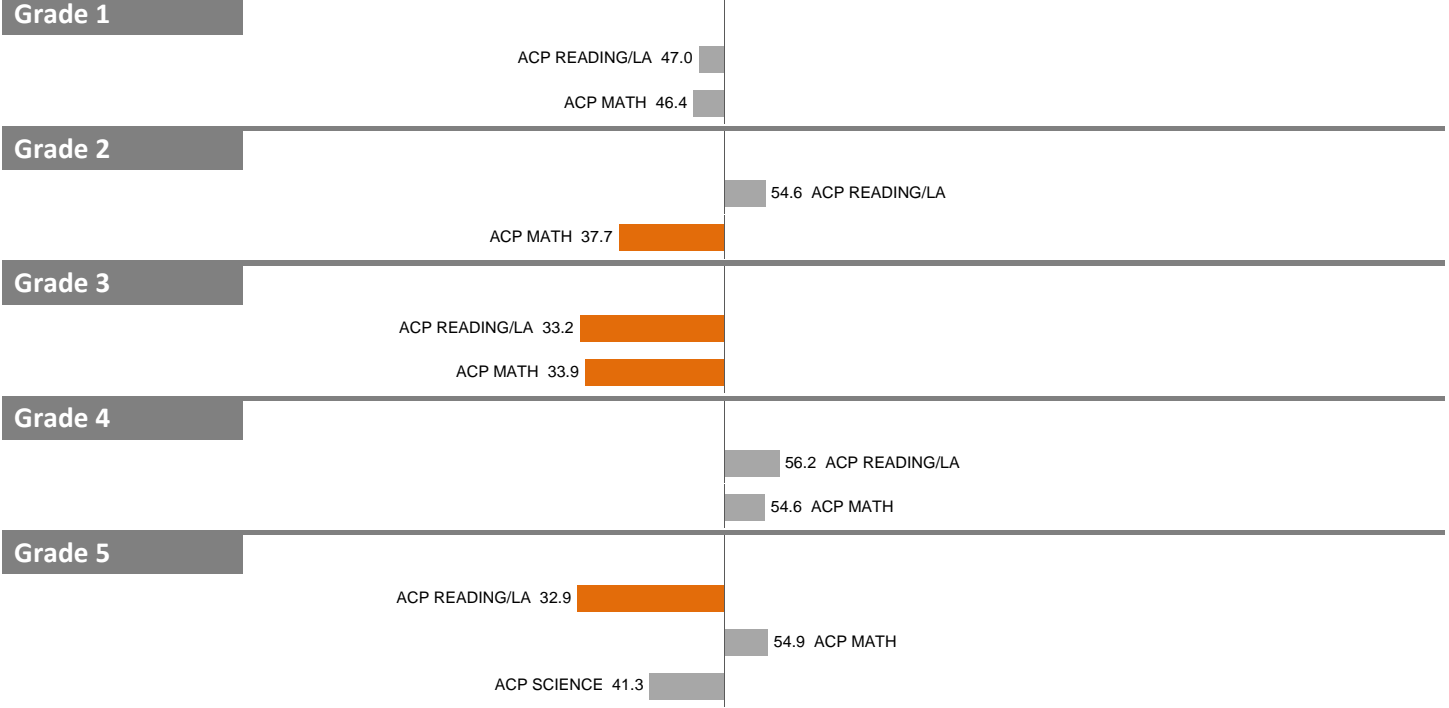
## Norm-Referenced



## STAAR



## Core ACP




NOTES: "Overall SEI" has average 50 and standard deviation 5; an "average" overall SEI is 45 to 55. Component SEIs (e.g. Grade 5 STAAR Reading, PSAT Writing) each have average 50 and standard deviation 10; an "average" component SEI is 40 to 60. Component SEIs are computed only if at least eight test results are available.

# 2018-19 School Effectiveness Index (SEI) Detail


116-DAVID G. BURNET ELEMENTARY SCHOOL

Overall SEI: 54.7

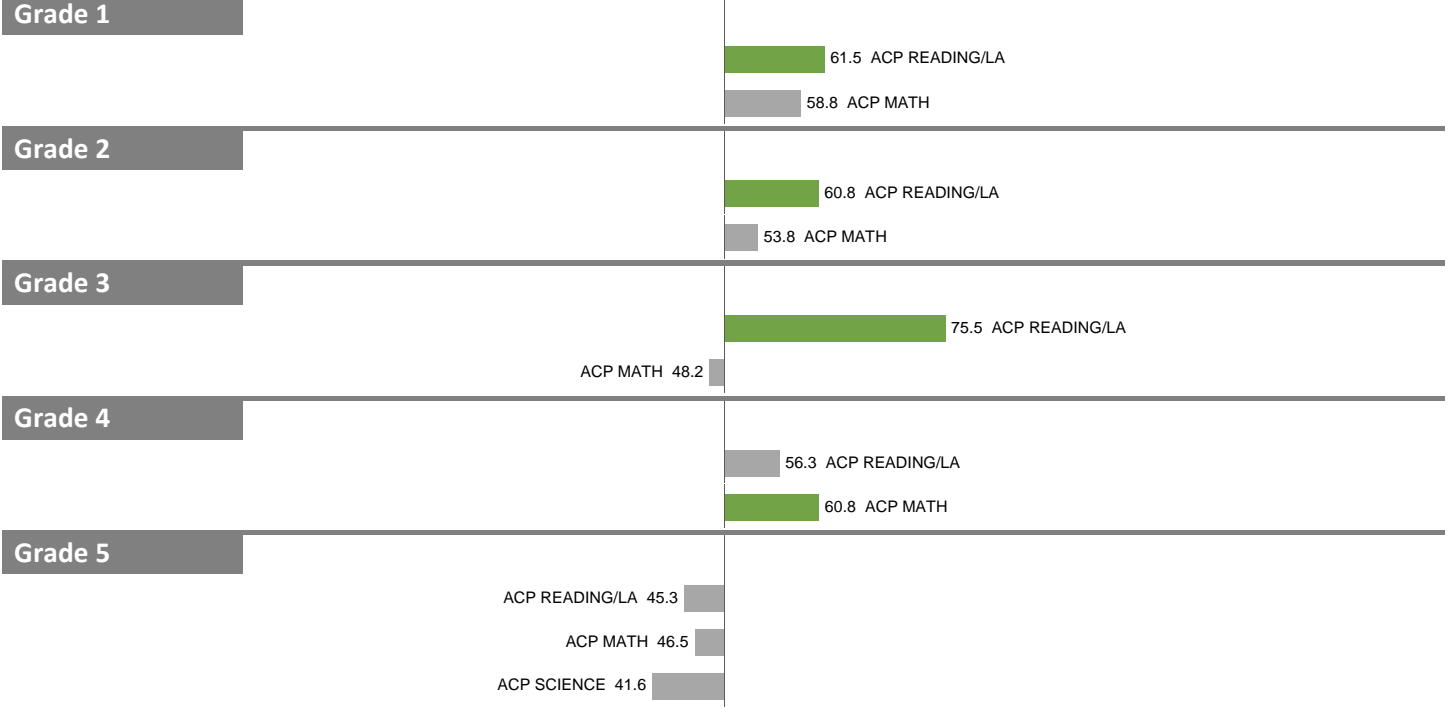
## Norm-Referenced



## STAAR



## Core ACP



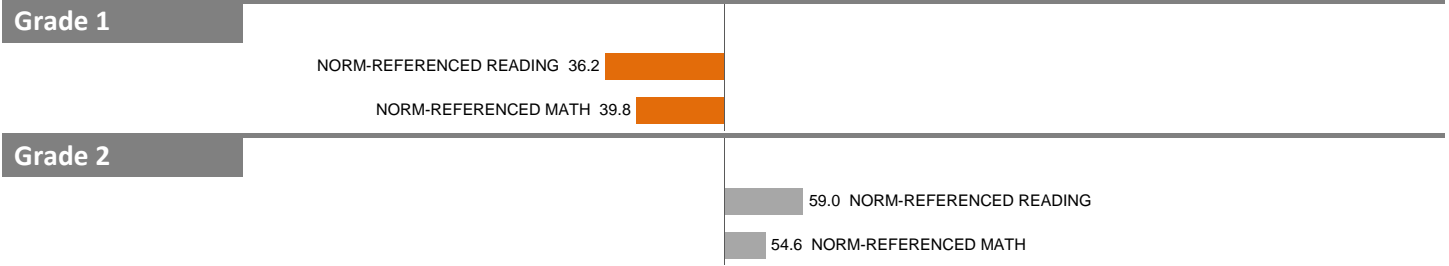
NOTES: "Overall SEI" has average 50 and standard deviation 5; an "average" overall SEI is 45 to 55. Component SEIs (e.g. Grade 5 STAAR Reading, PSAT Writing) each have average 50 and standard deviation 10; an "average" component SEI is 40 to 60. Component SEIs are computed only if at least eight test results are available.

# 2018-19 School Effectiveness Index (SEI) Detail

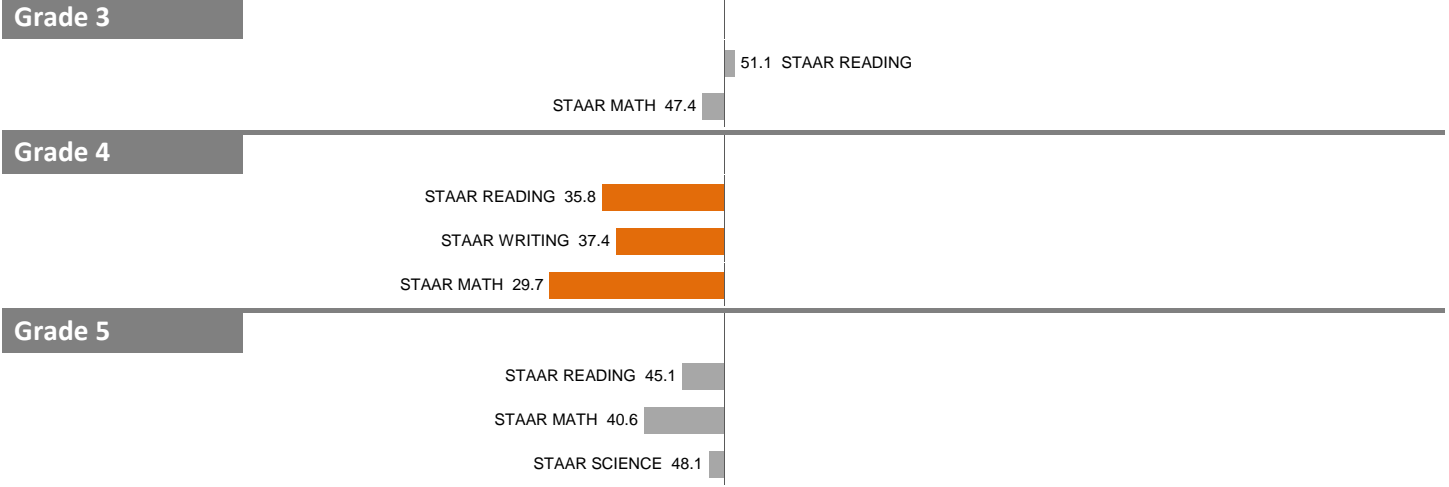
117-RUFUS C. BURLESON ELEMENTARY SCHOOL

Overall SEI: 44.8

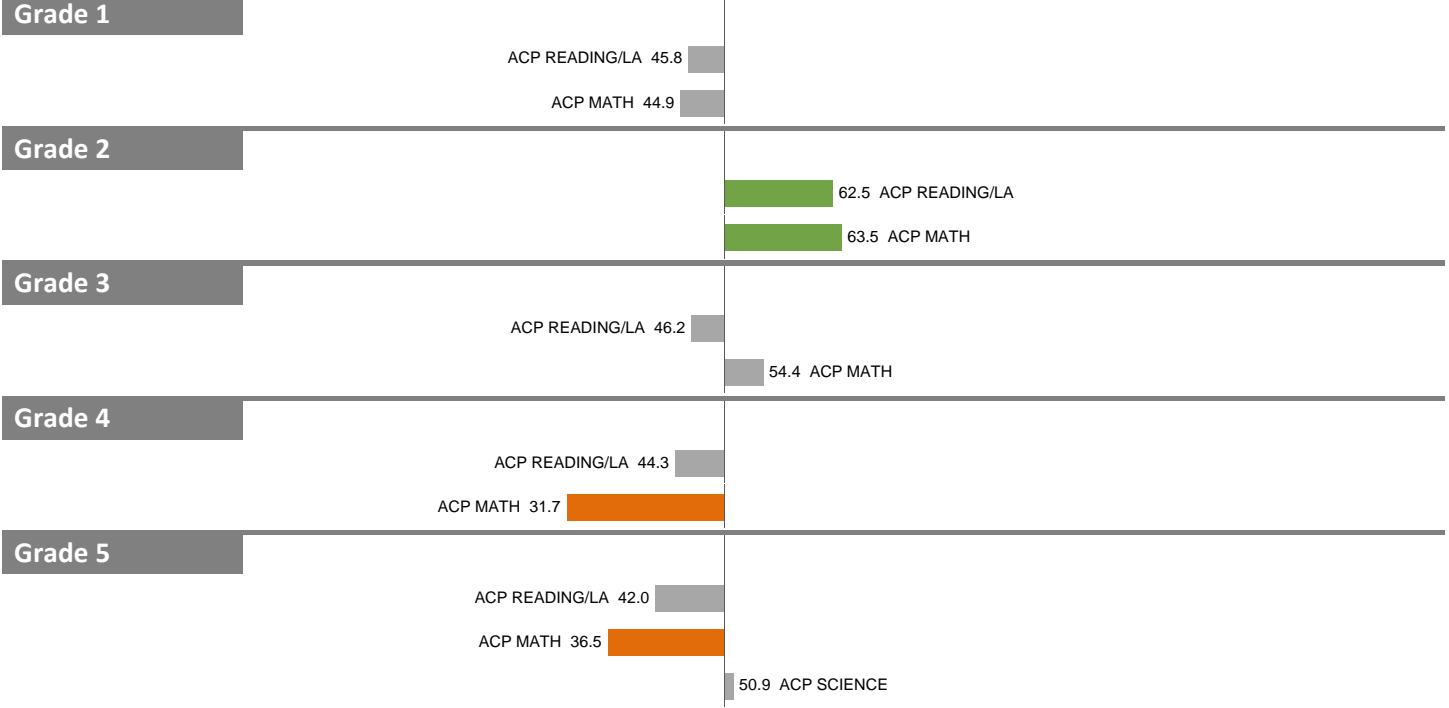
## Norm-Referenced



## STAAR



## Core ACP




NOTES: "Overall SEI" has average 50 and standard deviation 5; an "average" overall SEI is 45 to 55. Component SEIs (e.g. Grade 5 STAAR Reading, PSAT Writing) each have average 50 and standard deviation 10; an "average" component SEI is 40 to 60. Component SEIs are computed only if at least eight test results are available.

# 2018-19 School Effectiveness Index (SEI) Detail

118–W.W. BUSHMAN ELEMENTARY SCHOOL

Overall SEI: 51.5

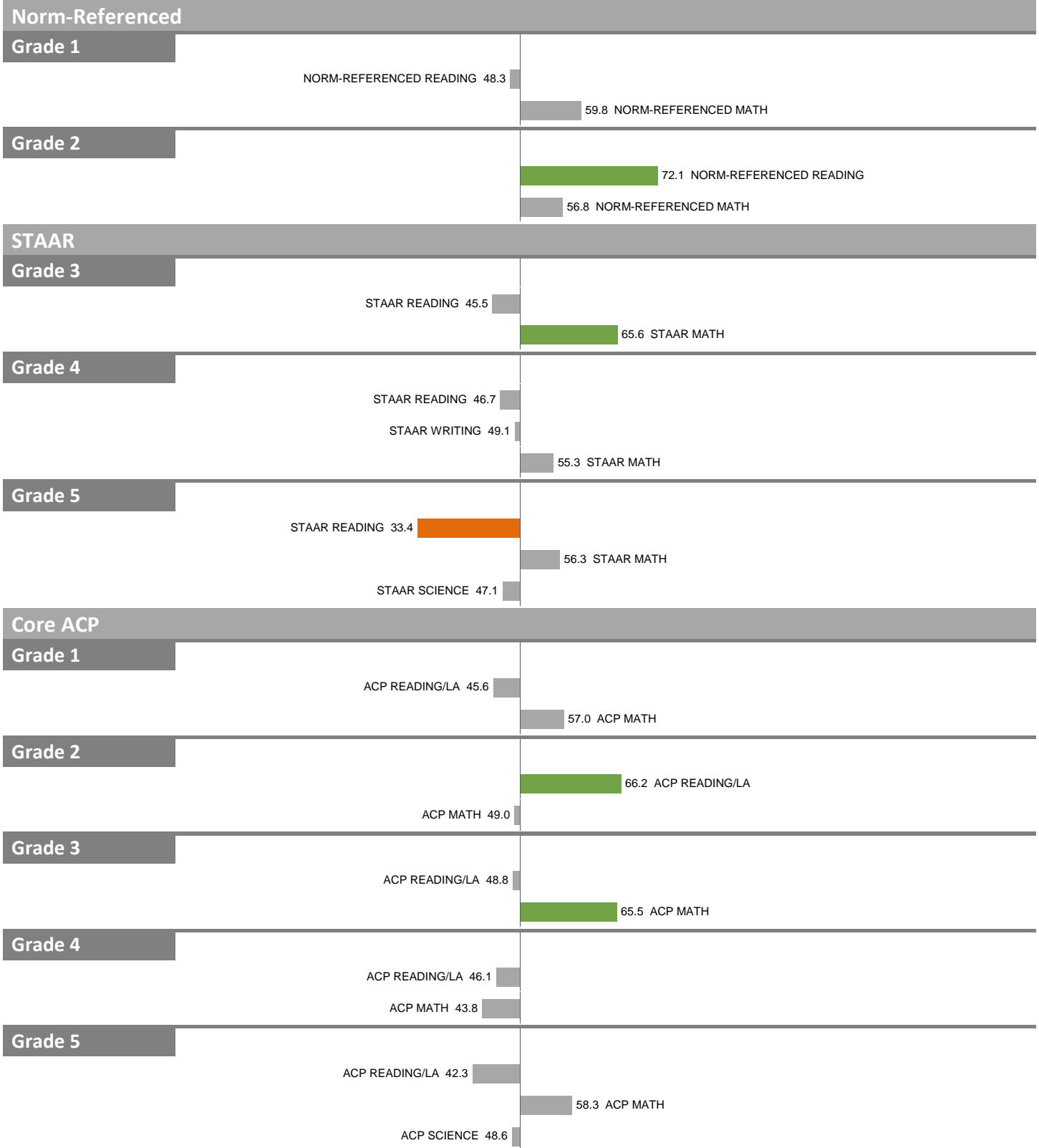


NOTES: "Overall SEI" has average 50 and standard deviation 5; an "average" overall SEI is 45 to 55. Component SEIs (e.g. Grade 5 STAAR Reading, PSAT Writing) each have average 50 and standard deviation 10; an "average" component SEI is 40 to 60. Component SEIs are computed only if at least eight test results are available.

# 2018-19 School Effectiveness Index (SEI) Detail

119—CHAPEL HILL PREPARATORY SCHOOL

Overall SEI: 52.4

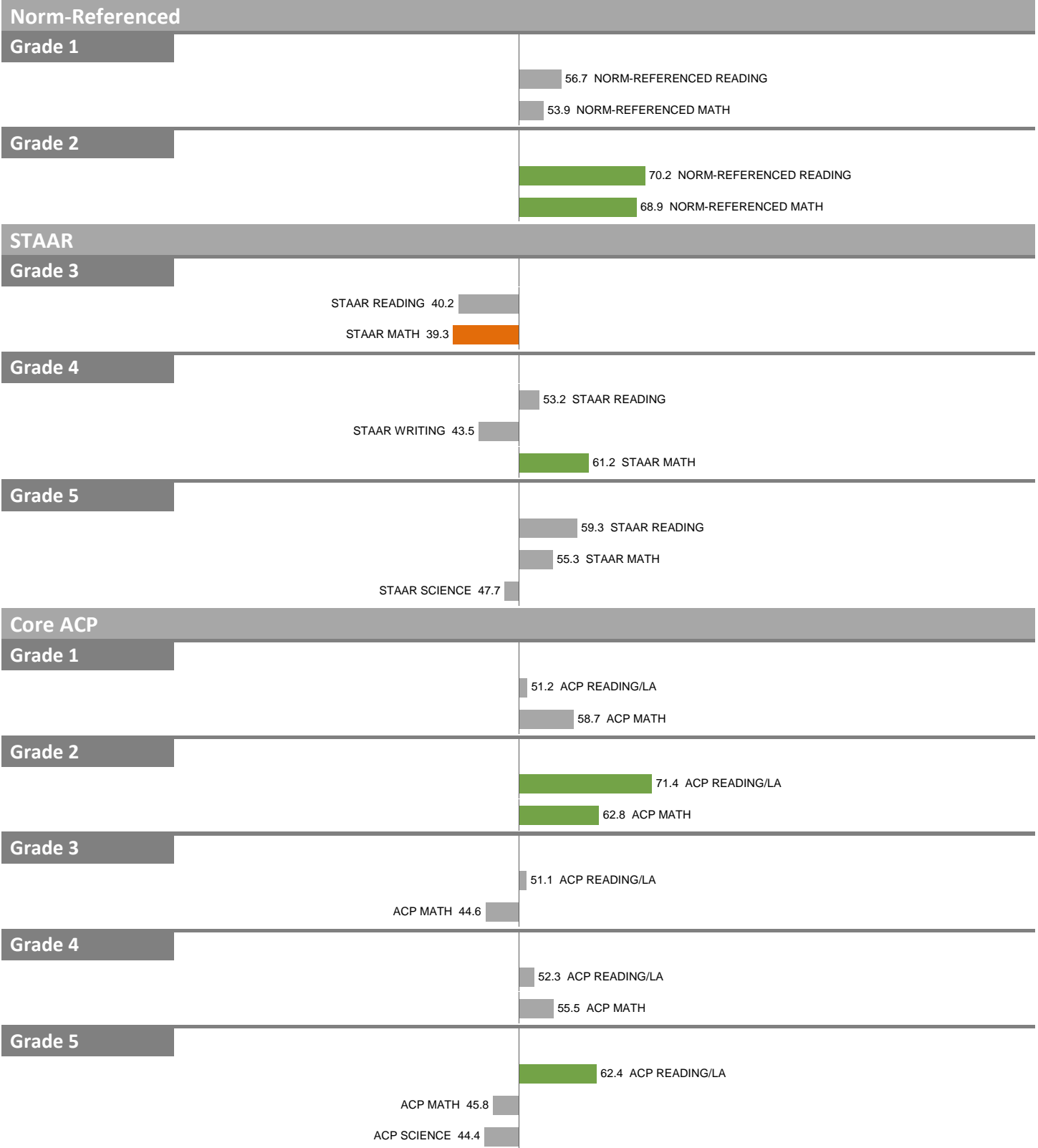


NOTES: "Overall SEI" has average 50 and standard deviation 5; an "average" overall SEI is 45 to 55. Component SEIs (e.g. Grade 5 STAAR Reading, PSAT Writing) each have average 50 and standard deviation 10; an "average" component SEI is 40 to 60. Component SEIs are computed only if at least eight test results are available.

# 2018-19 School Effectiveness Index (SEI) Detail

120-F.P. CAILLET ELEMENTARY SCHOOL

Overall SEI: 53.7



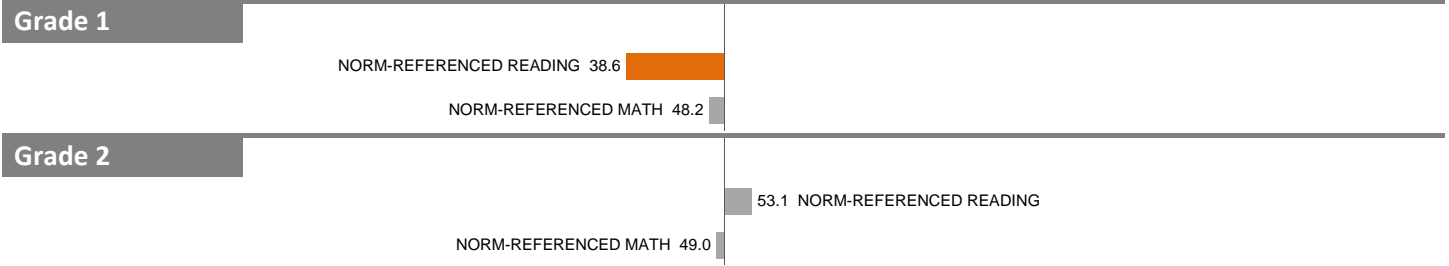
NOTES: "Overall SEI" has average 50 and standard deviation 5; an "average" overall SEI is 45 to 55. Component SEIs (e.g. Grade 5 STAAR Reading, PSAT Writing) each have average 50 and standard deviation 10; an "average" component SEI is 40 to 60. Component SEIs are computed only if at least eight test results are available.

# 2018-19 School Effectiveness Index (SEI) Detail

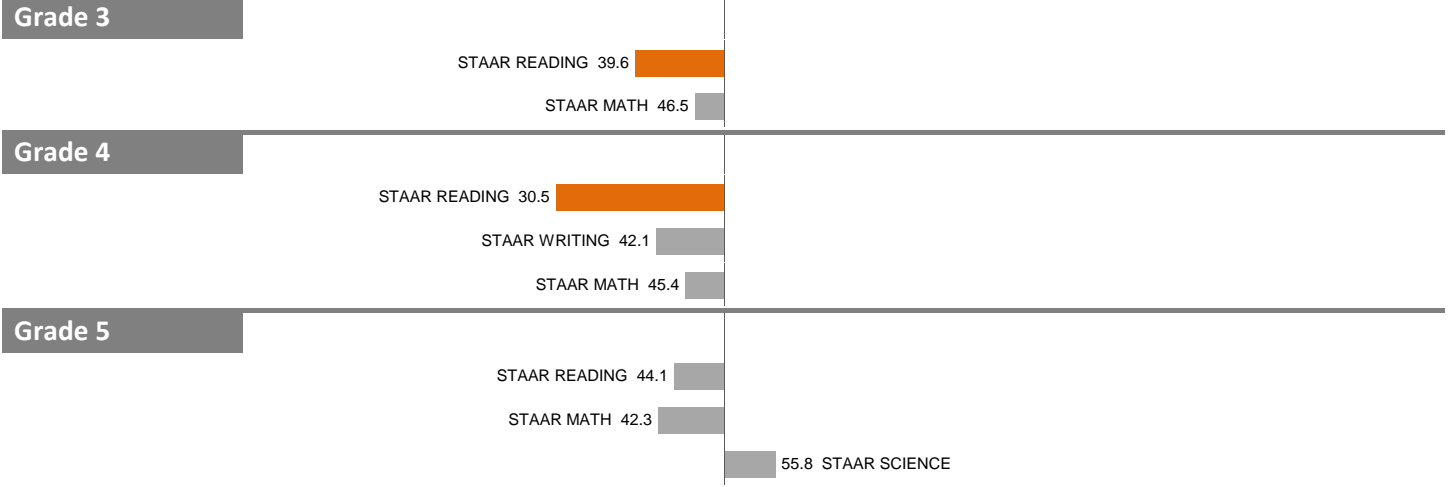
121-JOHN W. CARPENTER ELEMENTARY SCHOOL

Overall SEI: 45.6

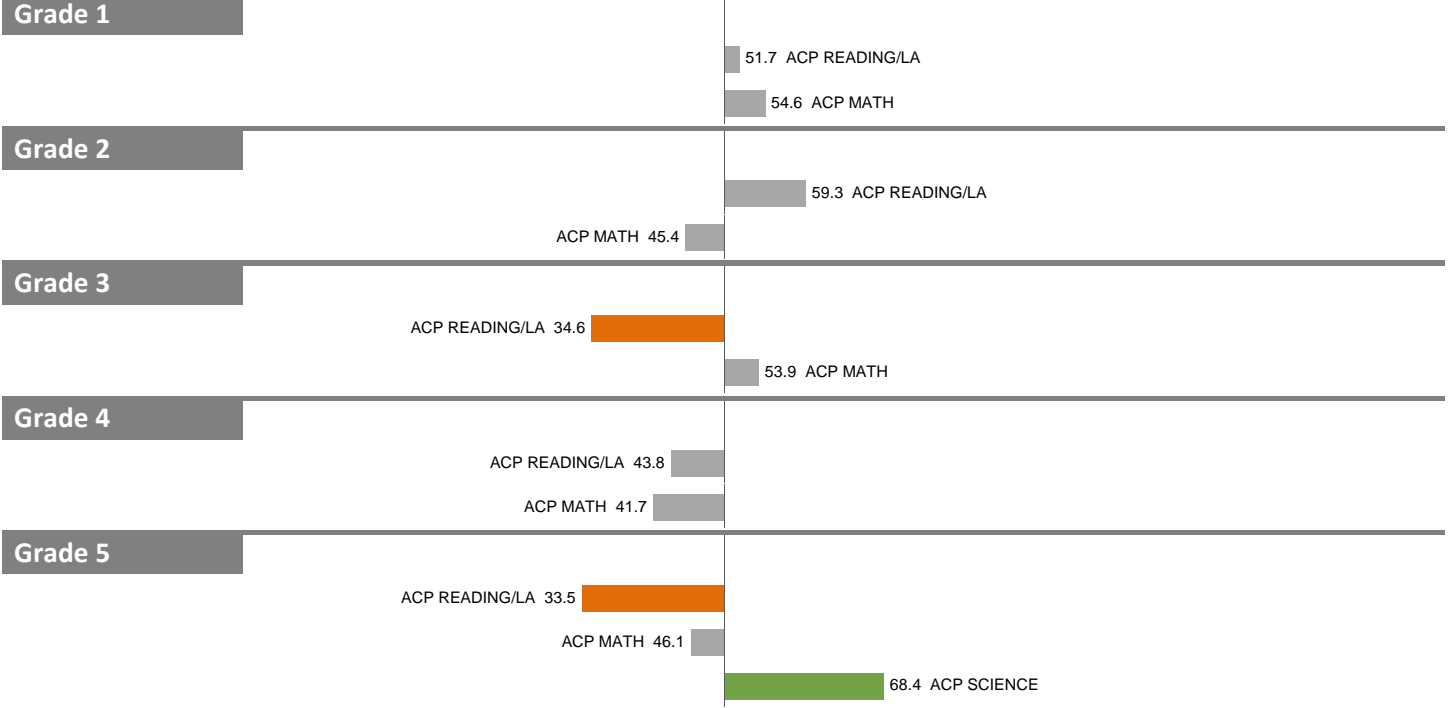
## Norm-Referenced



## STAAR



## Core ACP




NOTES: "Overall SEI" has average 50 and standard deviation 5; an "average" overall SEI is 45 to 55. Component SEIs (e.g. Grade 5 STAAR Reading, PSAT Writing) each have average 50 and standard deviation 10; an "average" component SEI is 40 to 60. Component SEIs are computed only if at least eight test results are available.

# 2018-19 School Effectiveness Index (SEI) Detail

122-C.F. CARR ELEMENTARY SCHOOL

Overall SEI: 54.1



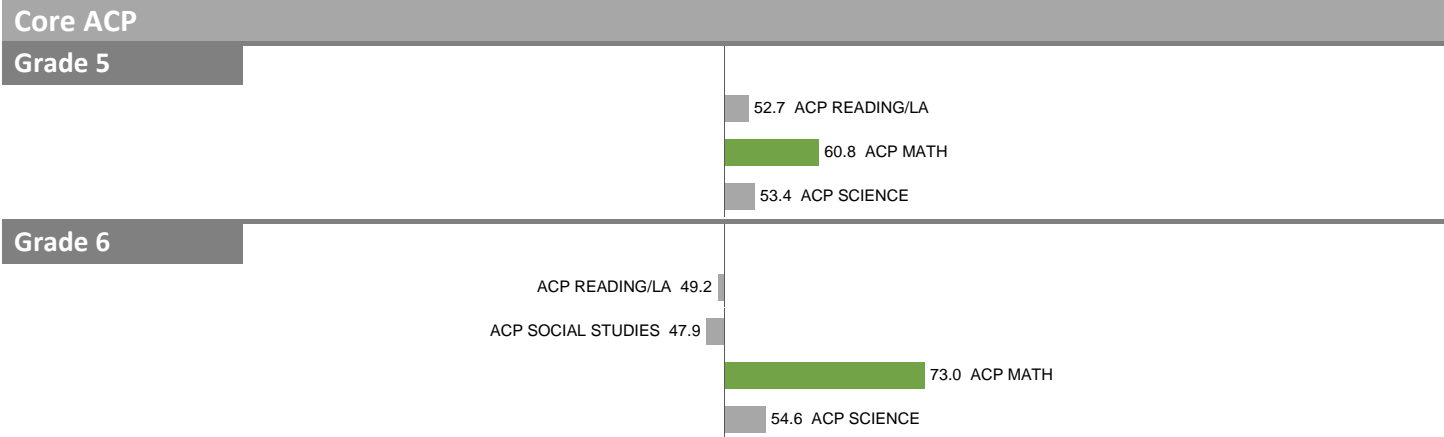
NOTES: "Overall SEI" has average 50 and standard deviation 5; an "average" overall SEI is 45 to 55. Component SEIs (e.g. Grade 5 STAAR Reading, PSAT Writing) each have average 50 and standard deviation 10; an "average" component SEI is 40 to 60. Component SEIs are computed only if at least eight test results are available.



# 2018-19 School Effectiveness Index (SEI) Detail

122-C.F. CARR ELEMENTARY SCHOOL

Overall SEI: 54.1



NOTES: "Overall SEI" has average 50 and standard deviation 5; an "average" overall SEI is 45 to 55. Component SEIs (e.g. Grade 5 STAAR Reading, PSAT Writing) each have average 50 and standard deviation 10; an "average" component SEI is 40 to 60. Component SEIs are computed only if at least eight test results are available.

# 2018-19 School Effectiveness Index (SEI) Detail

125-CASA VIEW ELEMENTARY SCHOOL

Overall SEI: 53.1

Norm-Referenced	
Grade 1	<p>51.5 NORM-REFERENCED READING</p> <p>50.7 NORM-REFERENCED MATH</p>
Grade 2	<p>66.3 NORM-REFERENCED READING</p> <p>61.2 NORM-REFERENCED MATH</p>
STAAR	
Grade 3	<p>50.6 STAAR READING</p> <p>STAAR MATH 49.4</p>
Grade 4	<p>52.4 STAAR READING</p> <p>52.5 STAAR WRITING</p> <p>54.0 STAAR MATH</p>
Grade 5	<p>53.0 STAAR READING</p> <p>53.0 STAAR MATH</p> <p>53.0 STAAR SCIENCE</p>
Core ACP	
Grade 1	<p>ACP READING/LA 49.7</p> <p>51.6 ACP MATH</p>
Grade 2	<p>55.0 ACP READING/LA</p> <p>51.0 ACP MATH</p>
Grade 3	<p>56.1 ACP READING/LA</p> <p>ACP MATH 45.7</p>
Grade 4	<p>50.6 ACP READING/LA</p> <p>52.6 ACP MATH</p>
Grade 5	<p>ACP READING/LA 47.6</p> <p>54.2 ACP MATH</p> <p>55.9 ACP SCIENCE</p>

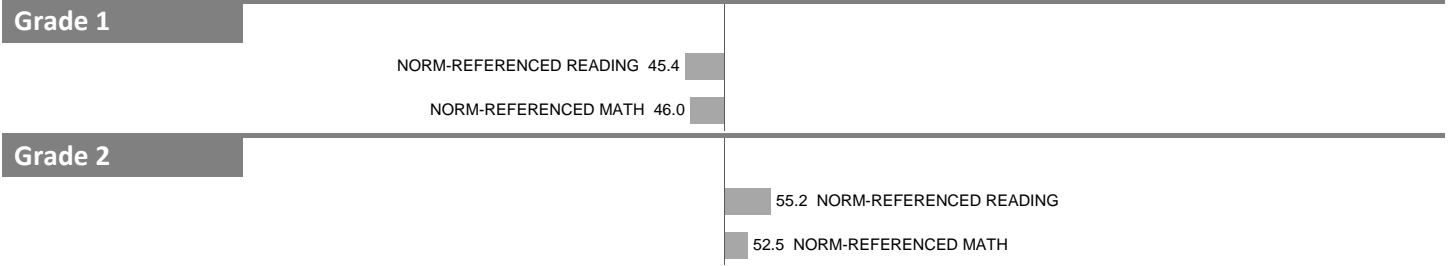
NOTES: "Overall SEI" has average 50 and standard deviation 5; an "average" overall SEI is 45 to 55. Component SEIs (e.g. Grade 5 STAAR Reading, PSAT Writing) each have average 50 and standard deviation 10; an "average" component SEI is 40 to 60. Component SEIs are computed only if at least eight test results are available.

# 2018-19 School Effectiveness Index (SEI) Detail


126-CENTRAL ELEMENTARY SCHOOL

Overall SEI: 61.9


## Norm-Referenced



## STAAR



## Core ACP

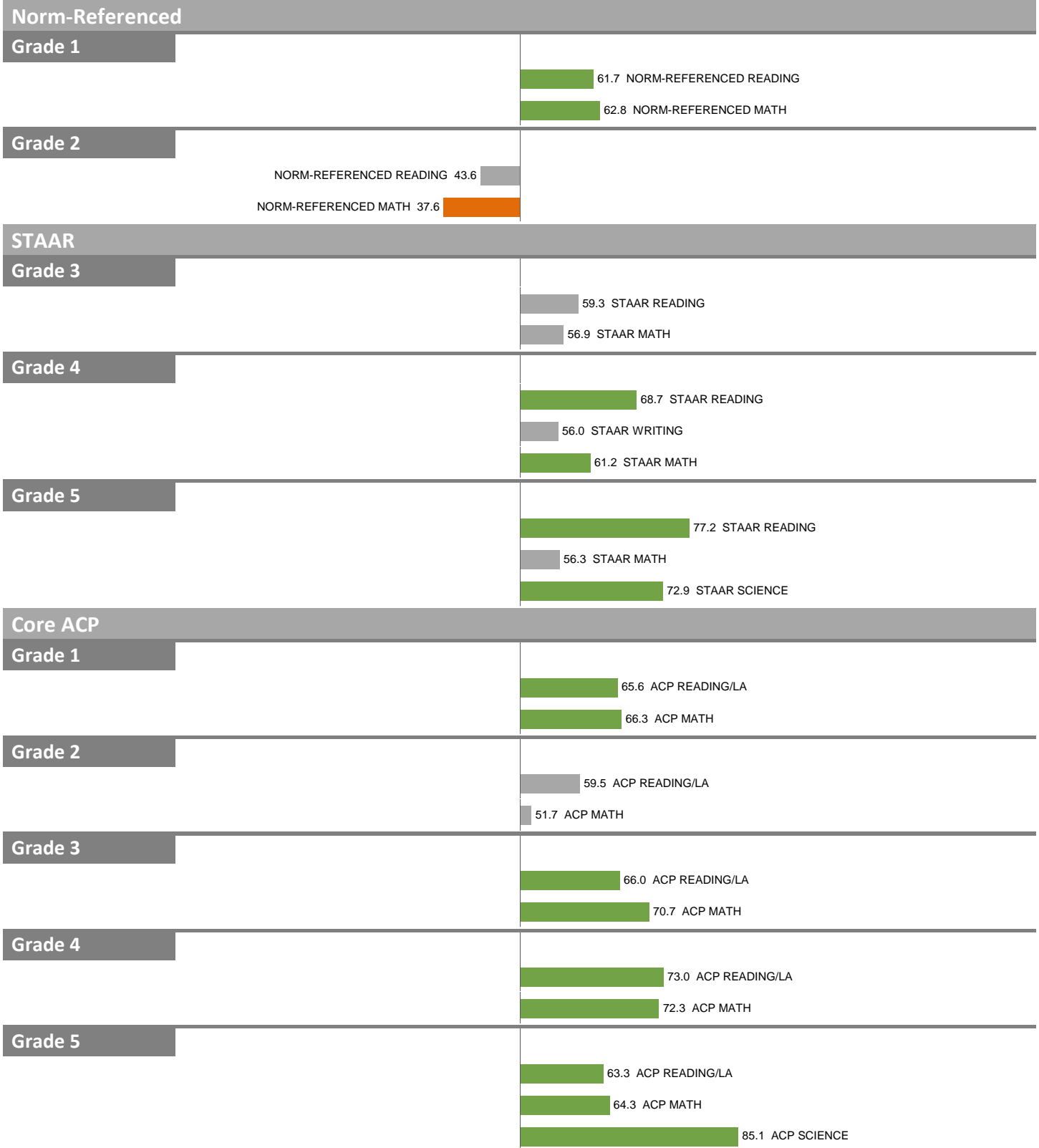


NOTES: "Overall SEI" has average 50 and standard deviation 5; an "average" overall SEI is 45 to 55. Component SEIs (e.g. Grade 5 STAAR Reading, PSAT Writing) each have average 50 and standard deviation 10; an "average" component SEI is 40 to 60. Component SEIs are computed only if at least eight test results are available.

# 2018-19 School Effectiveness Index (SEI) Detail

128–MARTIN LUTHER KING, JR. LEARNING CENTER

Overall SEI: 59.9



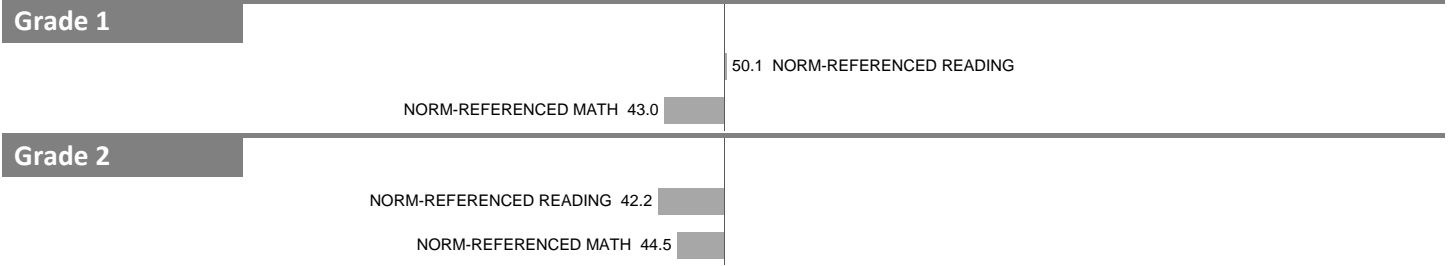
NOTES: "Overall SEI" has average 50 and standard deviation 5; an "average" overall SEI is 45 to 55. Component SEIs (e.g. Grade 5 STAAR Reading, PSAT Writing) each have average 50 and standard deviation 10; an "average" component SEI is 40 to 60. Component SEIs are computed only if at least eight test results are available.

# 2018-19 School Effectiveness Index (SEI) Detail


129-S.S. CONNER ELEMENTARY SCHOOL

Overall SEI: 46.1


## Norm-Referenced



## STAAR



## Core ACP



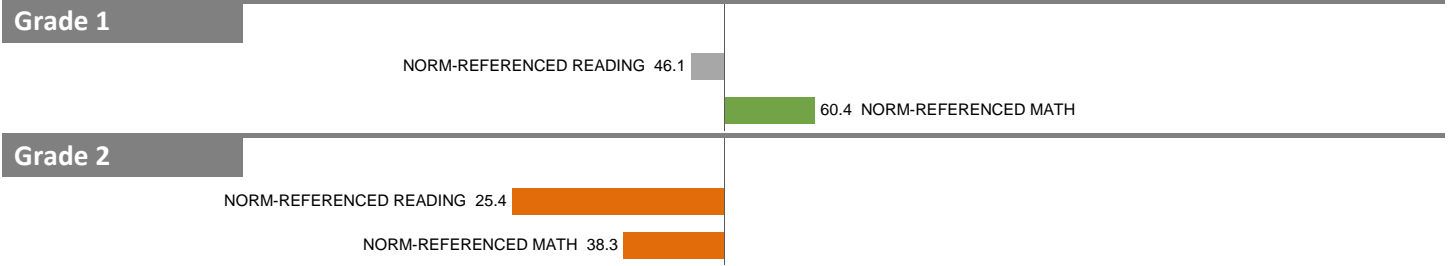
NOTES: "Overall SEI" has average 50 and standard deviation 5; an "average" overall SEI is 45 to 55. Component SEIs (e.g. Grade 5 STAAR Reading, PSAT Writing) each have average 50 and standard deviation 10; an "average" component SEI is 40 to 60. Component SEIs are computed only if at least eight test results are available.

# 2018-19 School Effectiveness Index (SEI) Detail

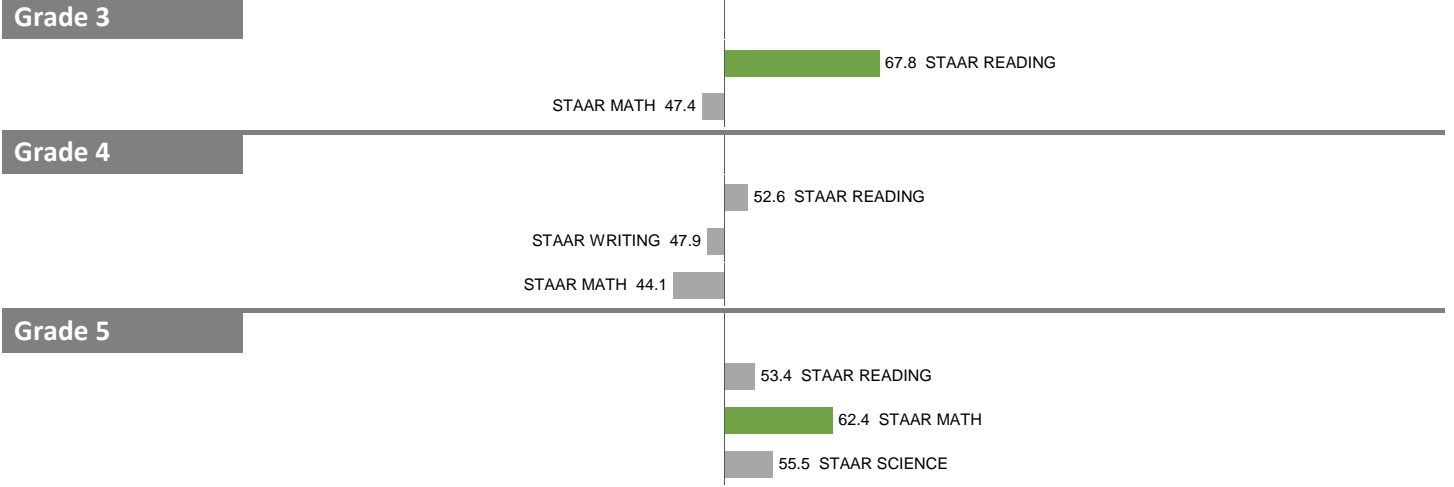
130—LEILA P. COWART ELEMENTARY SCHOOL

Overall SEI: 50.2

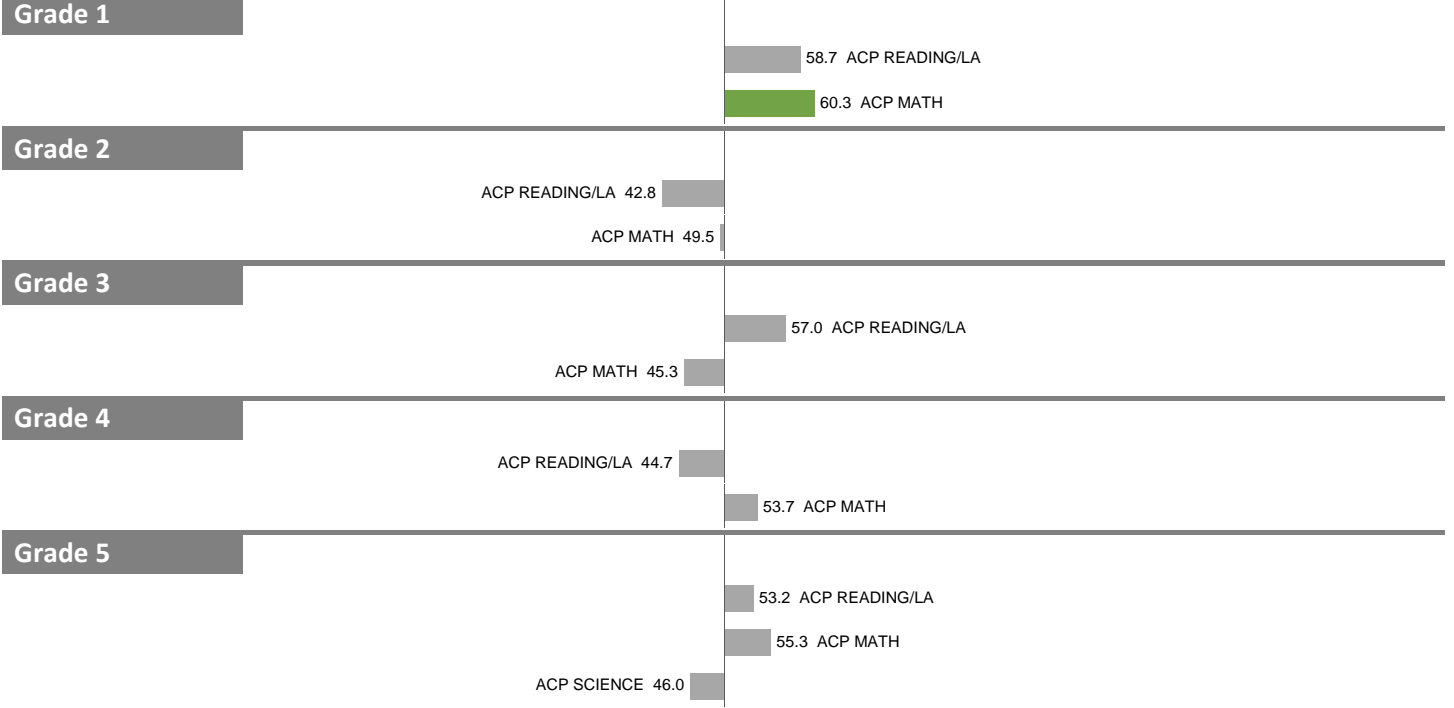
## Norm-Referenced



## STAAR



## Core ACP



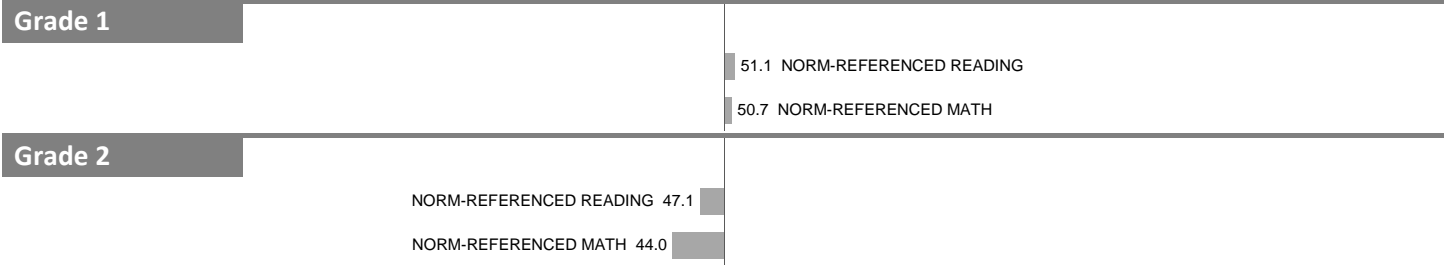
NOTES: "Overall SEI" has average 50 and standard deviation 5; an "average" overall SEI is 45 to 55. Component SEIs (e.g. Grade 5 STAAR Reading, PSAT Writing) each have average 50 and standard deviation 10; an "average" component SEI is 40 to 60. Component SEIs are computed only if at least eight test results are available.

# 2018-19 School Effectiveness Index (SEI) Detail

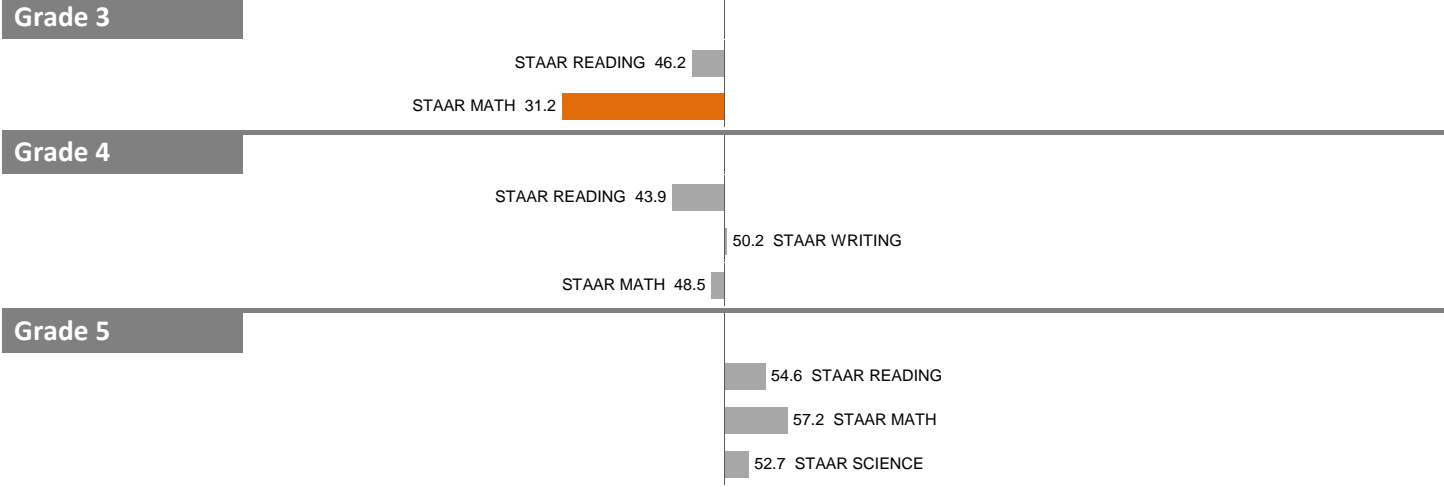
131-IGNACIO ZARAGOZA ELEMENTARY SCHOOL

Overall SEI: 48.0

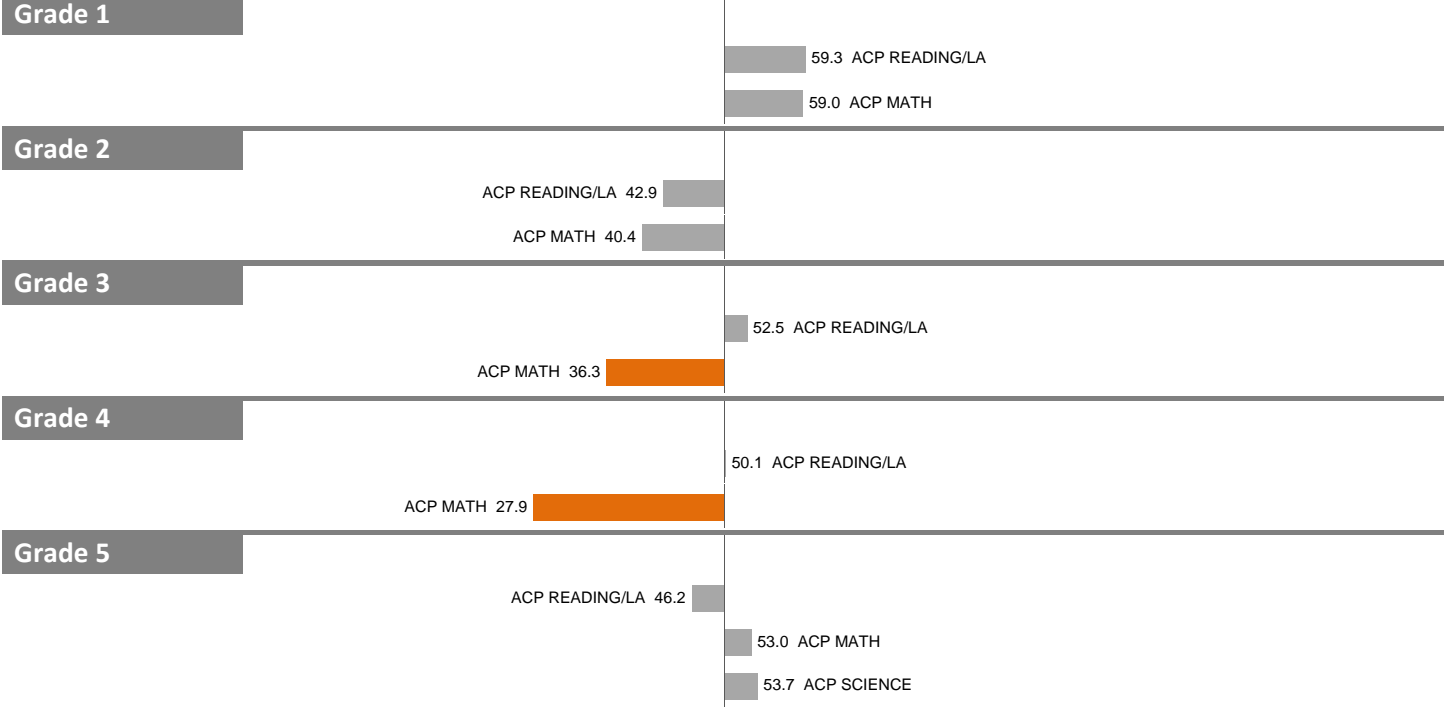
## Norm-Referenced



## STAAR



## Core ACP



NOTES: "Overall SEI" has average 50 and standard deviation 5; an "average" overall SEI is 45 to 55. Component SEIs (e.g. Grade 5 STAAR Reading, PSAT Writing) each have average 50 and standard deviation 10; an "average" component SEI is 40 to 60. Component SEIs are computed only if at least eight test results are available.

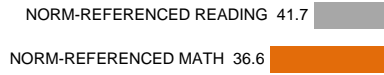
# 2018-19 School Effectiveness Index (SEI) Detail

133-BARBARA JORDAN ELEMENTARY SCHOOL

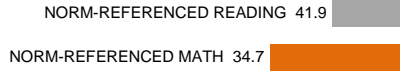
Overall SEI: 44.8

## Norm-Referenced

### Grade 1

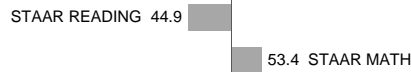


### Grade 2

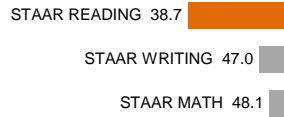


## STAAR

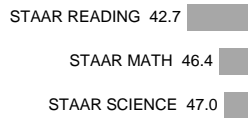
### Grade 3



### Grade 4



### Grade 5

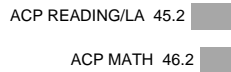


## Core ACP

### Grade 1



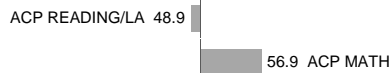
### Grade 2



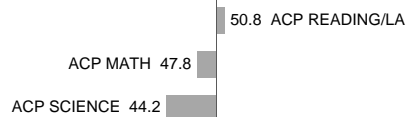
### Grade 3



### Grade 4



### Grade 5



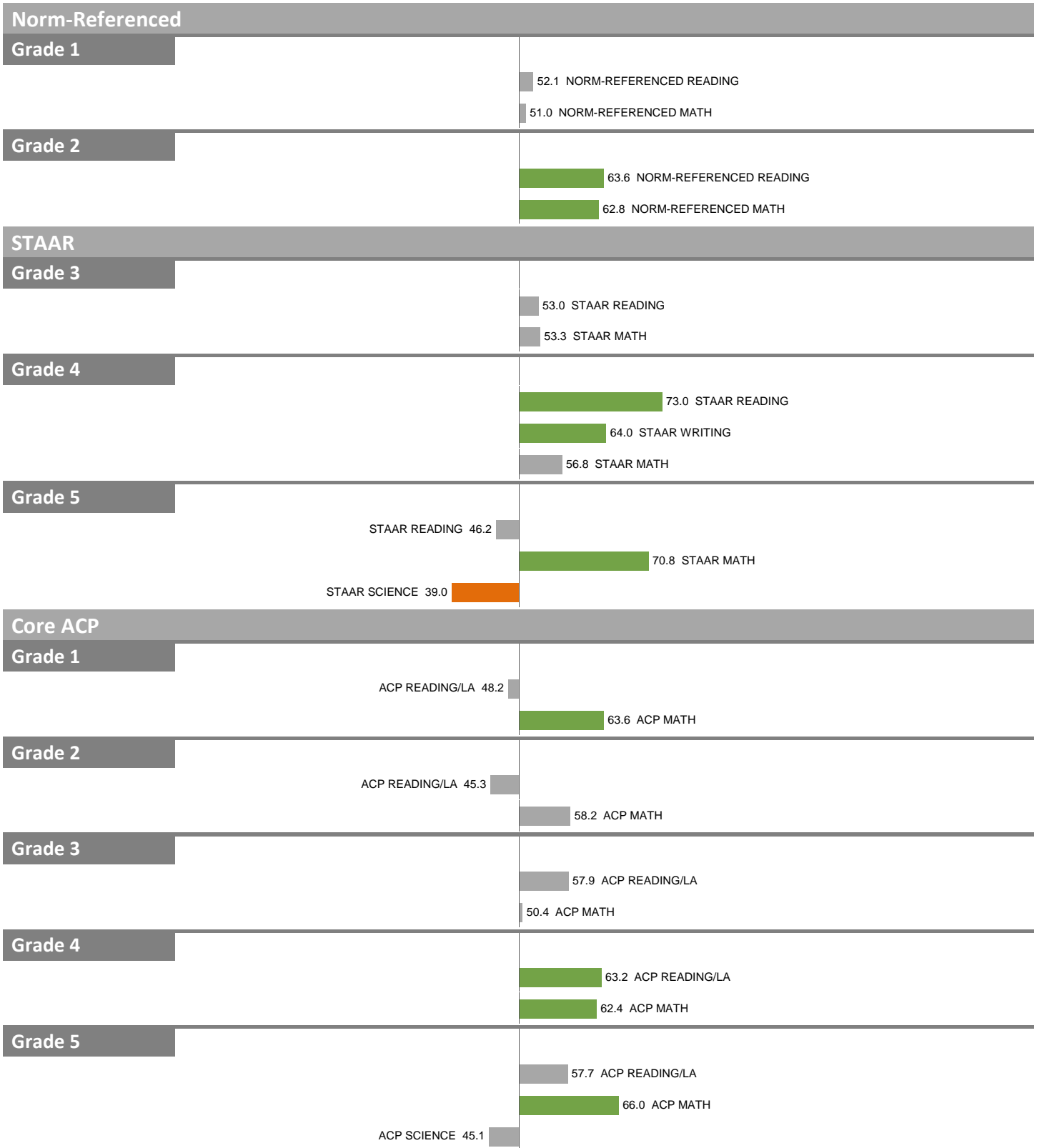
NOTES: "Overall SEI" has average 50 and standard deviation 5; an "average" overall SEI is 45 to 55. Component SEIs (e.g. Grade 5 STAAR Reading, PSAT Writing) each have average 50 and standard deviation 10; an "average" component SEI is 40 to 60. Component SEIs are computed only if at least eight test results are available.



# 2018-19 School Effectiveness Index (SEI) Detail

135–EVERETTE LEE DEGOLYER ELEMENTARY SCHOOL

Overall SEI: 56.2



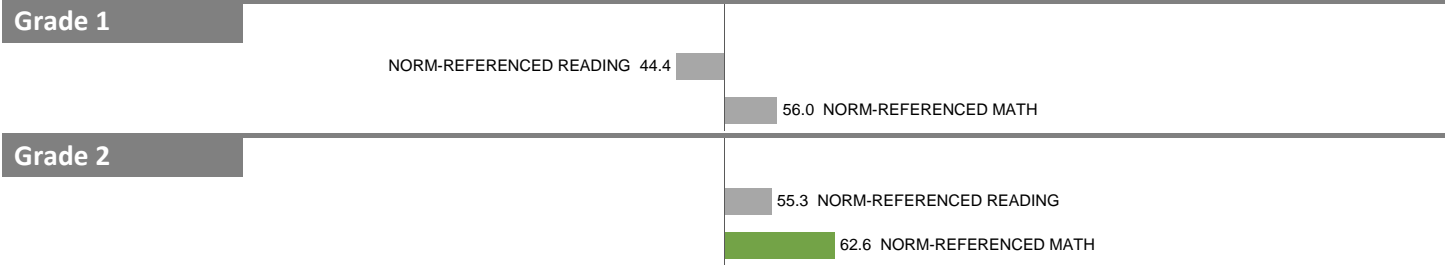
NOTES: "Overall SEI" has average 50 and standard deviation 5; an "average" overall SEI is 45 to 55. Component SEIs (e.g. Grade 5 STAAR Reading, PSAT Writing) each have average 50 and standard deviation 10; an "average" component SEI is 40 to 60. Component SEIs are computed only if at least eight test results are available.

# 2018-19 School Effectiveness Index (SEI) Detail


136–L.O. DONALD ELEMENTARY SCHOOL

Overall SEI: 54.7

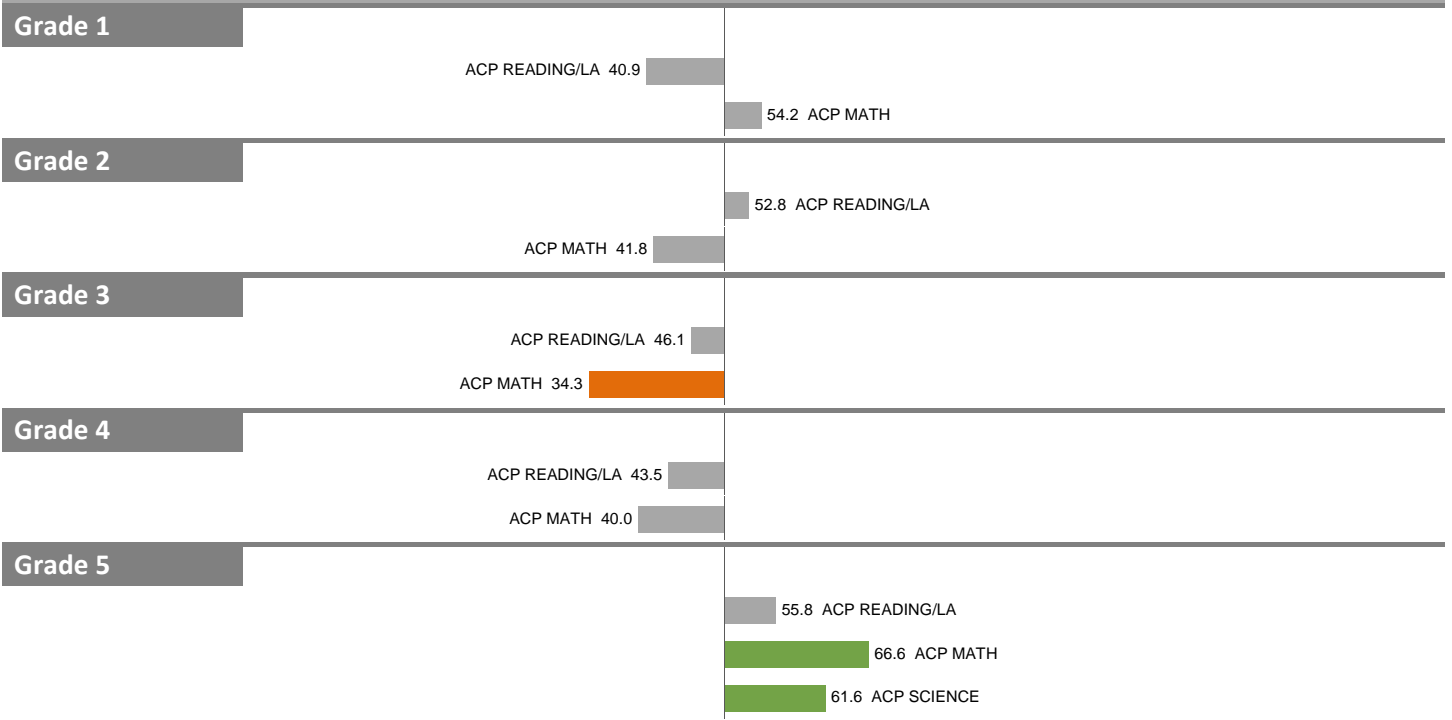
## Norm-Referenced



## STAAR



## Core ACP

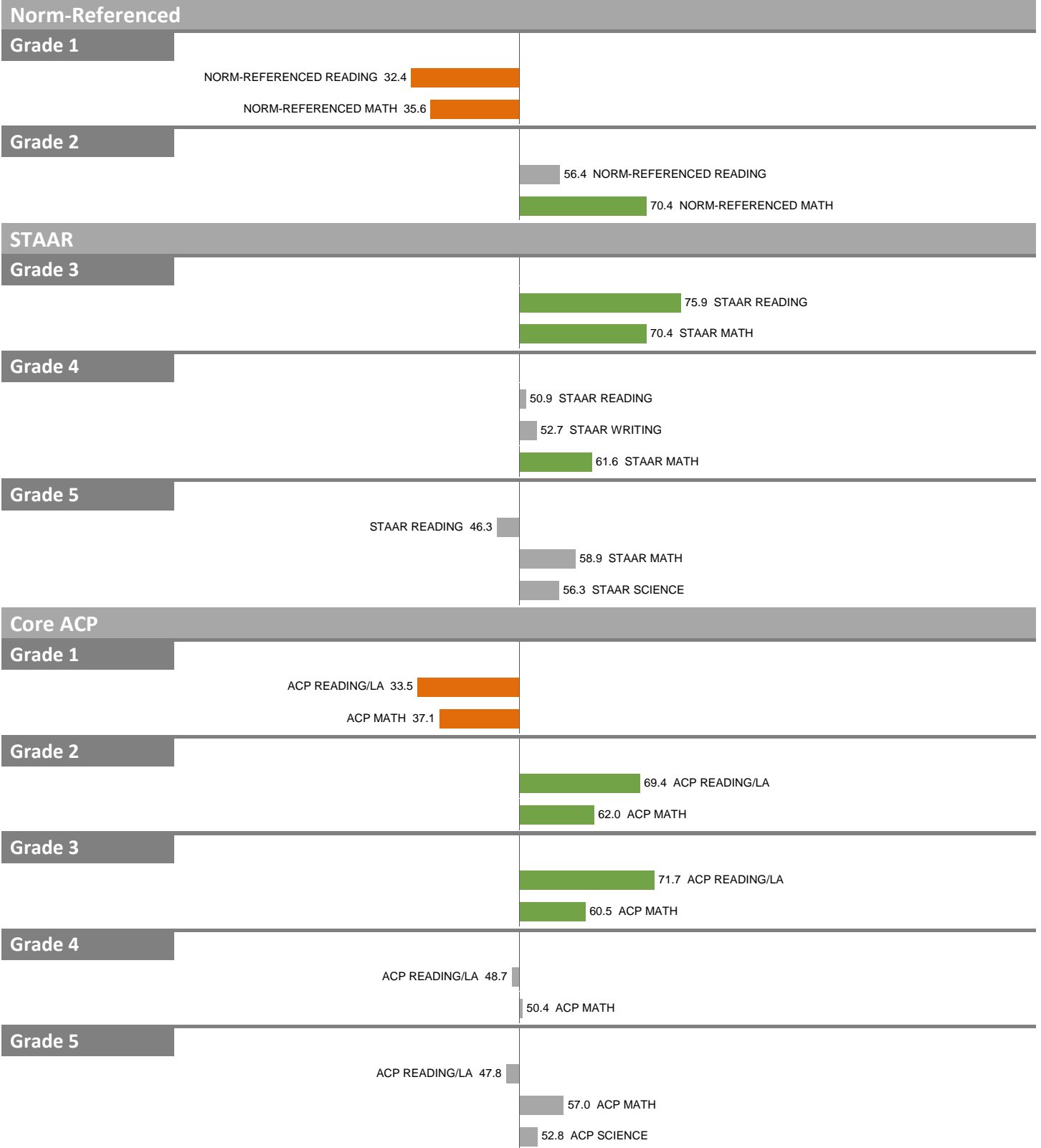


NOTES: "Overall SEI" has average 50 and standard deviation 5; an "average" overall SEI is 45 to 55. Component SEIs (e.g. Grade 5 STAAR Reading, PSAT Writing) each have average 50 and standard deviation 10; an "average" component SEI is 40 to 60. Component SEIs are computed only if at least eight test results are available.

# 2018-19 School Effectiveness Index (SEI) Detail

137–JULIUS DORSEY ELEMENTARY SCHOOL

Overall SEI: 54.7

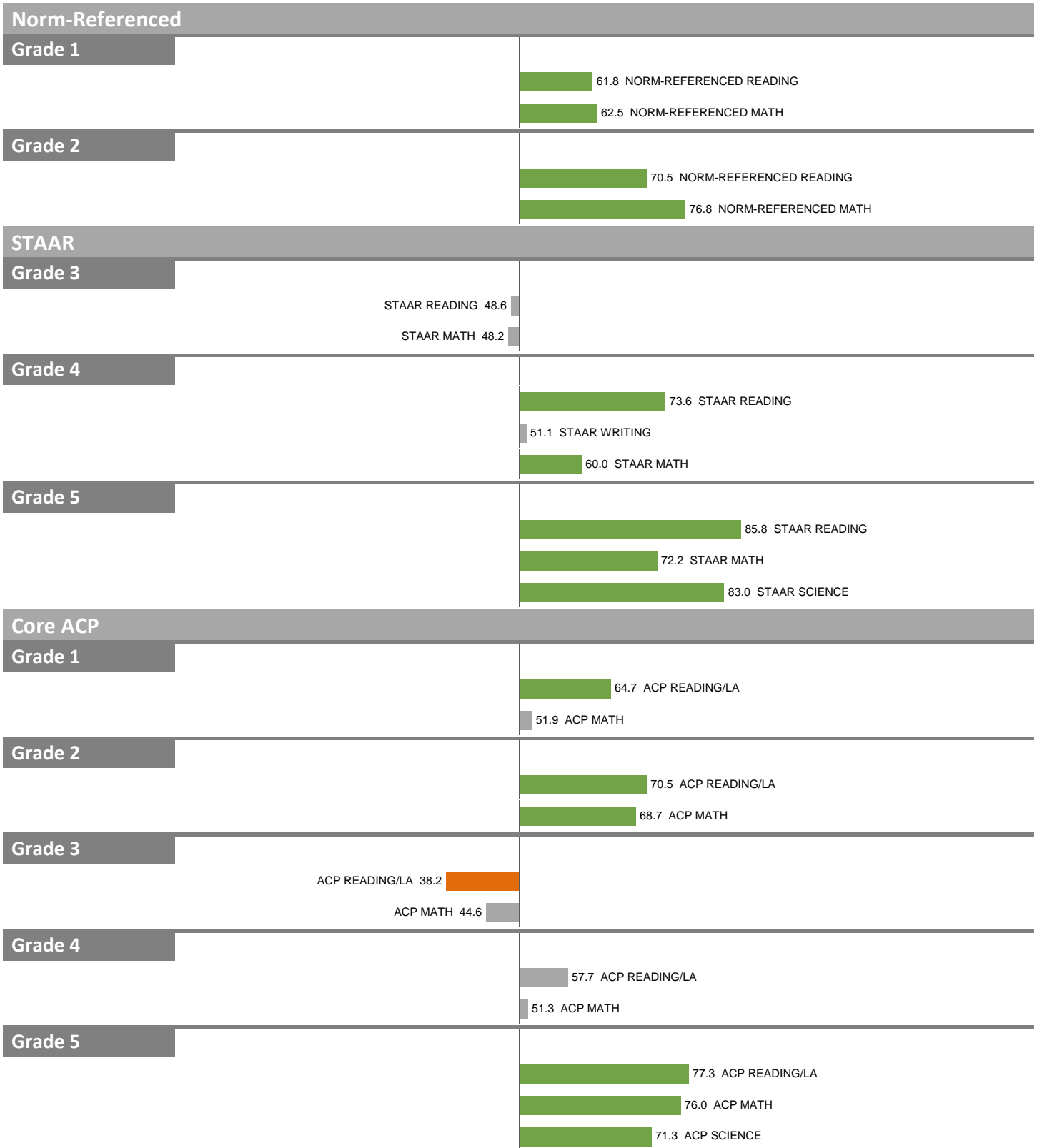


NOTES: "Overall SEI" has average 50 and standard deviation 5; an "average" overall SEI is 45 to 55. Component SEIs (e.g. Grade 5 STAAR Reading, PSAT Writing) each have average 50 and standard deviation 10; an "average" component SEI is 40 to 60. Component SEIs are computed only if at least eight test results are available.

# 2018-19 School Effectiveness Index (SEI) Detail

139-PAUL L. DUNBAR LEARNING CENTER

Overall SEI: 63.8




NOTES: "Overall SEI" has average 50 and standard deviation 5; an "average" overall SEI is 45 to 55. Component SEIs (e.g. Grade 5 STAAR Reading, PSAT Writing) each have average 50 and standard deviation 10; an "average" component SEI is 40 to 60. Component SEIs are computed only if at least eight test results are available.

# 2018-19 School Effectiveness Index (SEI) Detail

141–JILL STONE ELEMENTARY SCHOOL AT VICKERY MEADOW

Overall SEI: 46.5



NOTES: "Overall SEI" has average 50 and standard deviation 5; an "average" overall SEI is 45 to 55. Component SEIs (e.g. Grade 5 STAAR Reading, PSAT Writing) each have average 50 and standard deviation 10; an "average" component SEI is 40 to 60. Component SEIs are computed only if at least eight test results are available.

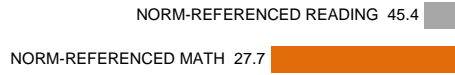
# 2018-19 School Effectiveness Index (SEI) Detail

142-J.N. ERVIN ELEMENTARY SCHOOL

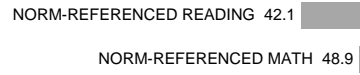
Overall SEI: 47.6

## Norm-Referenced

### Grade 1

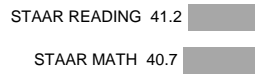


### Grade 2

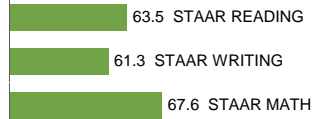


## STAAR

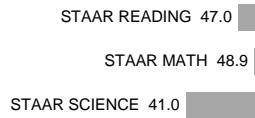
### Grade 3



### Grade 4

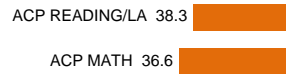


### Grade 5

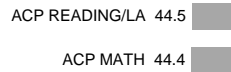


## Core ACP

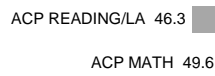
### Grade 1



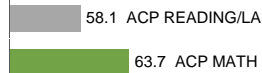
### Grade 2



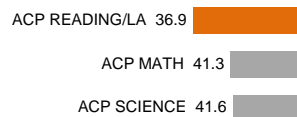
### Grade 3



### Grade 4



### Grade 5



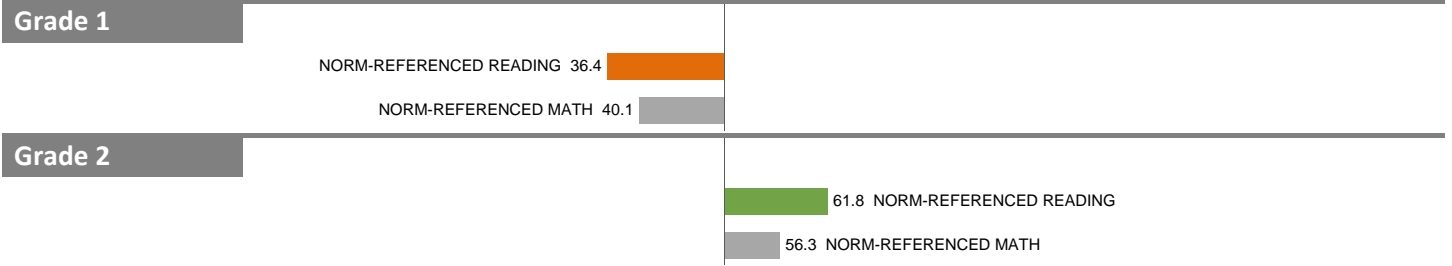
NOTES: "Overall SEI" has average 50 and standard deviation 5; an "average" overall SEI is 45 to 55. Component SEIs (e.g. Grade 5 STAAR Reading, PSAT Writing) each have average 50 and standard deviation 10; an "average" component SEI is 40 to 60. Component SEIs are computed only if at least eight test results are available.

# 2018-19 School Effectiveness Index (SEI) Detail

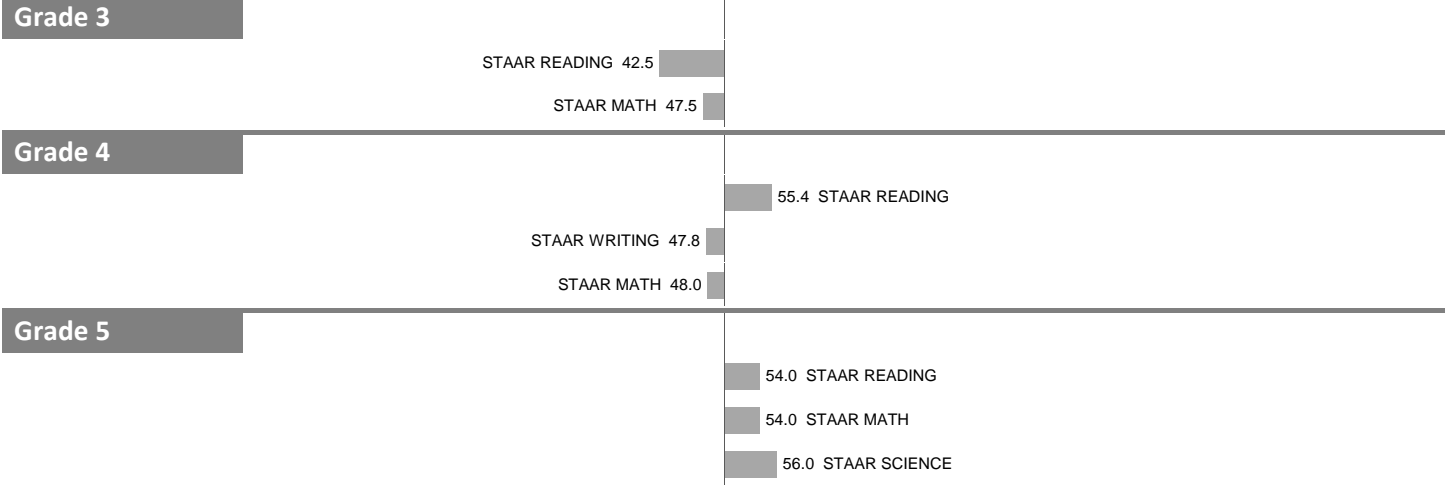
144-TOM W. FIELD ELEMENTARY SCHOOL

Overall SEI: 49.7

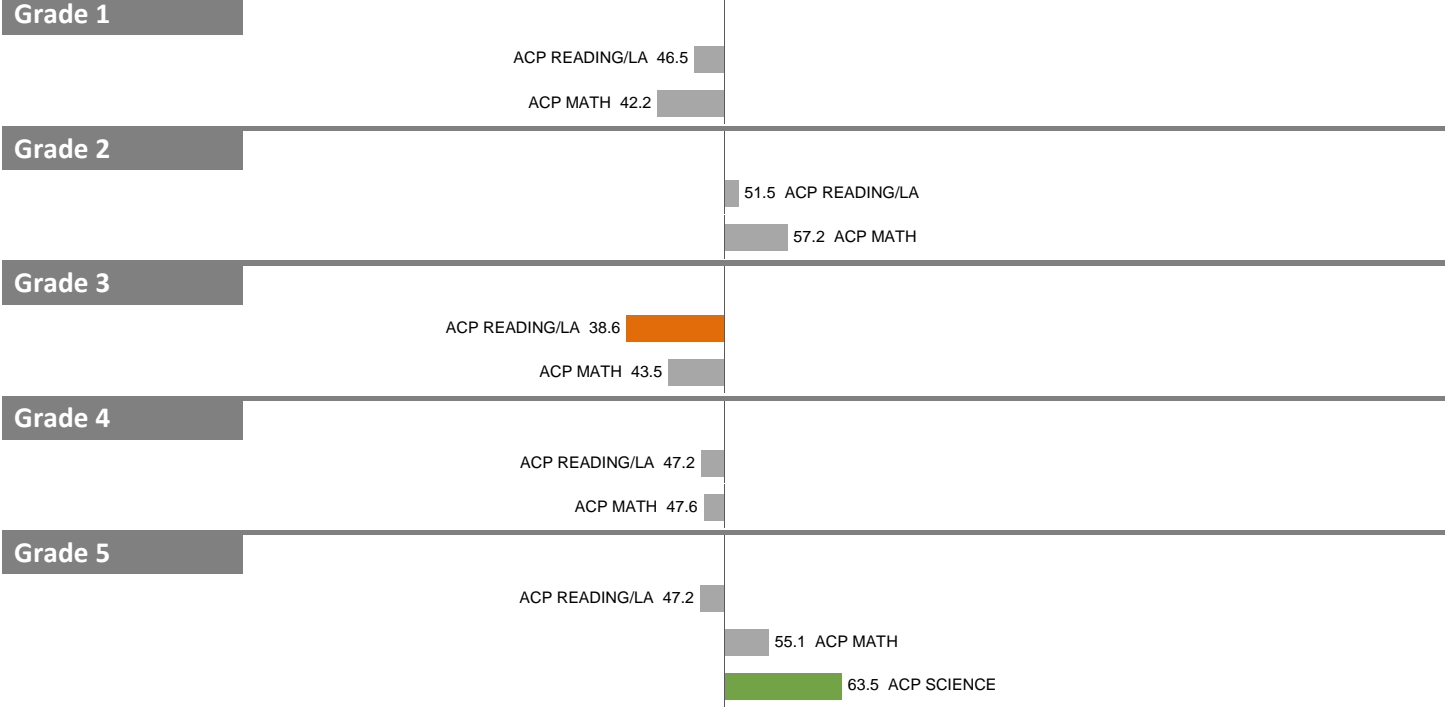
## Norm-Referenced



## STAAR



## Core ACP



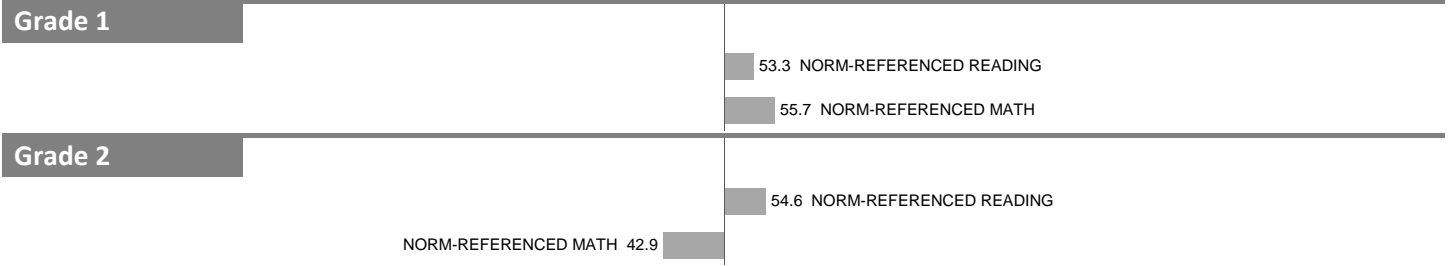
NOTES: "Overall SEI" has average 50 and standard deviation 5; an "average" overall SEI is 45 to 55. Component SEIs (e.g. Grade 5 STAAR Reading, PSAT Writing) each have average 50 and standard deviation 10; an "average" component SEI is 40 to 60. Component SEIs are computed only if at least eight test results are available.

# 2018-19 School Effectiveness Index (SEI) Detail

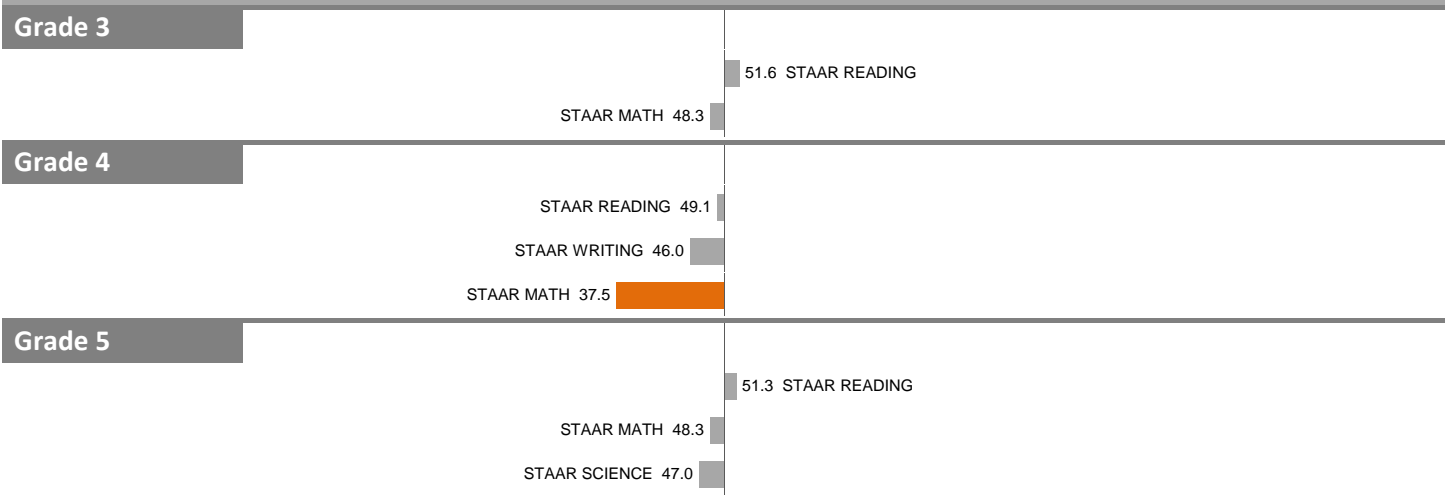
145-STEPHEN C. FOSTER ELEMENTARY SCHOOL

Overall SEI: 49.0

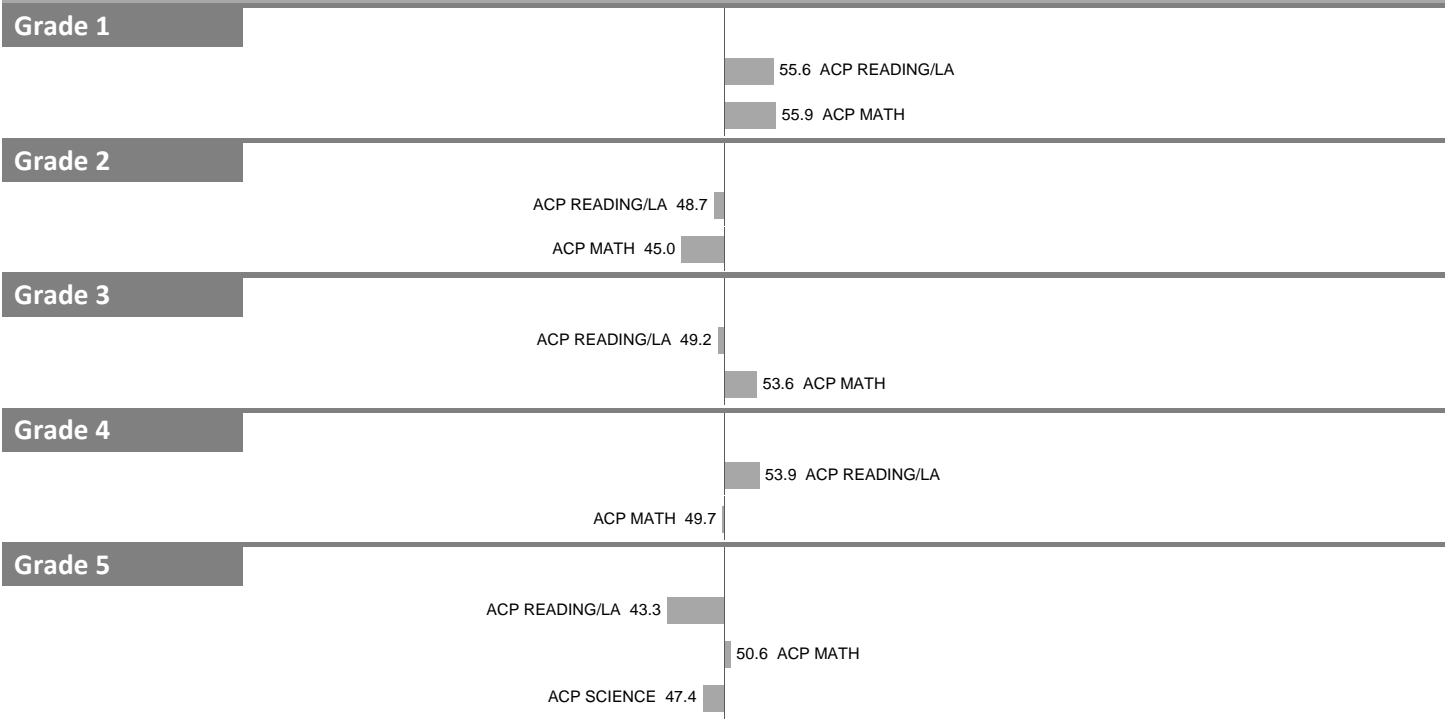
## Norm-Referenced



## STAAR



## Core ACP



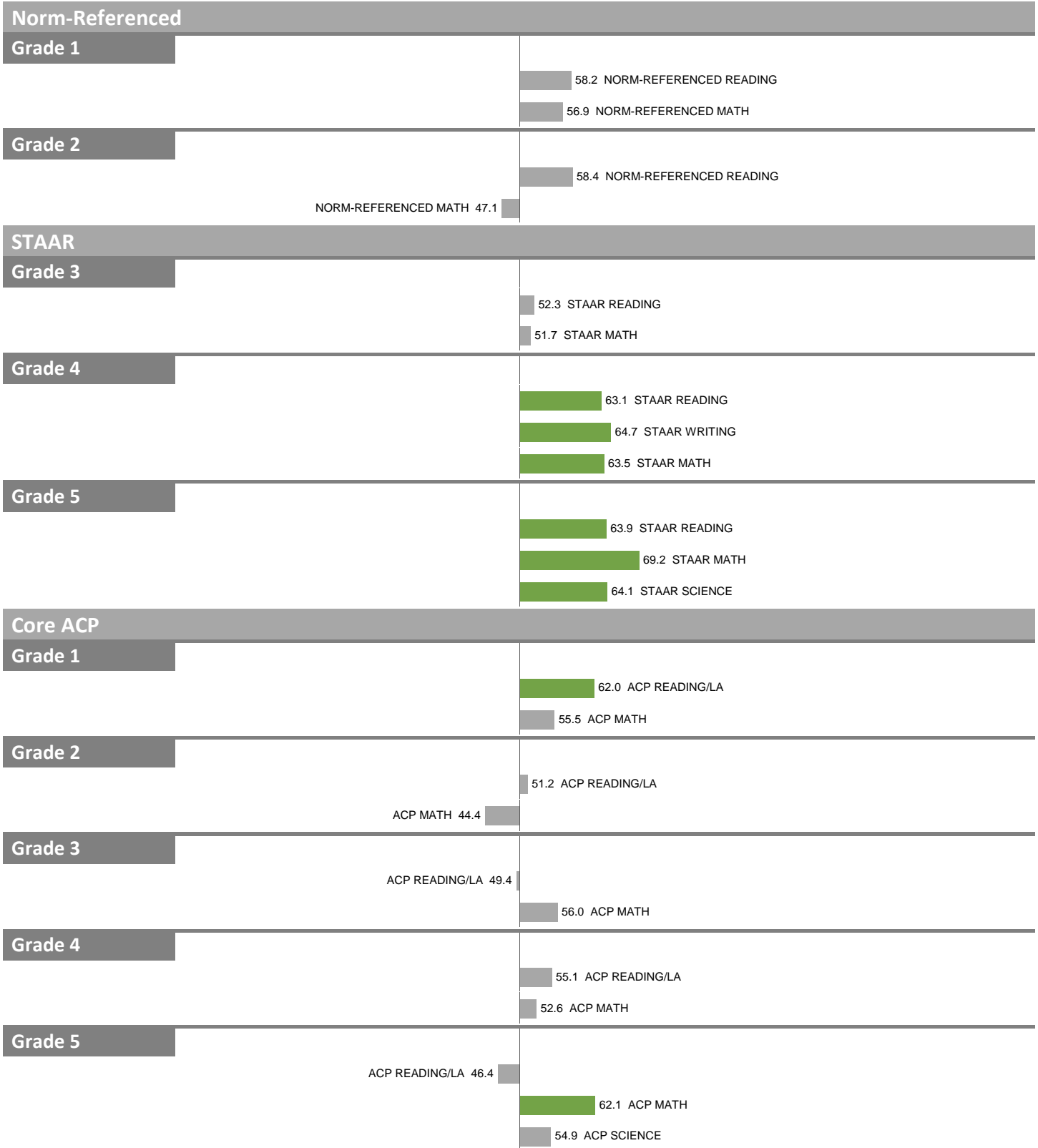
NOTES: "Overall SEI" has average 50 and standard deviation 5; an "average" overall SEI is 45 to 55. Component SEIs (e.g. Grade 5 STAAR Reading, PSAT Writing) each have average 50 and standard deviation 10; an "average" component SEI is 40 to 60. Component SEIs are computed only if at least eight test results are available.



# 2018-19 School Effectiveness Index (SEI) Detail

147-CHARLES A. GILL ELEMENTARY SCHOOL

Overall SEI: 57.5




NOTES: "Overall SEI" has average 50 and standard deviation 5; an "average" overall SEI is 45 to 55. Component SEIs (e.g. Grade 5 STAAR Reading, PSAT Writing) each have average 50 and standard deviation 10; an "average" component SEI is 40 to 60. Component SEIs are computed only if at least eight test results are available.

# 2018-19 School Effectiveness Index (SEI) Detail


148-TOM C. GOOCH ELEMENTARY SCHOOL

Overall SEI: 52.4

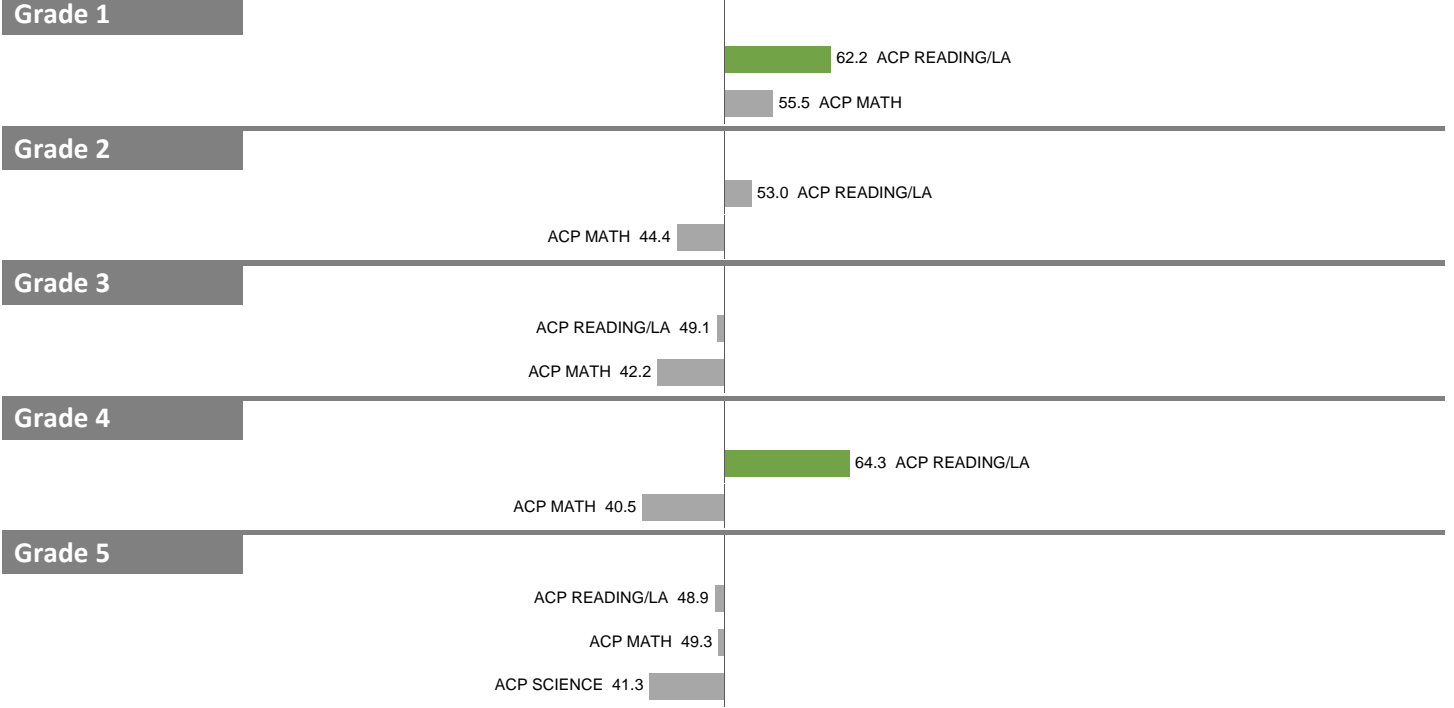
## Norm-Referenced



## STAAR



## Core ACP



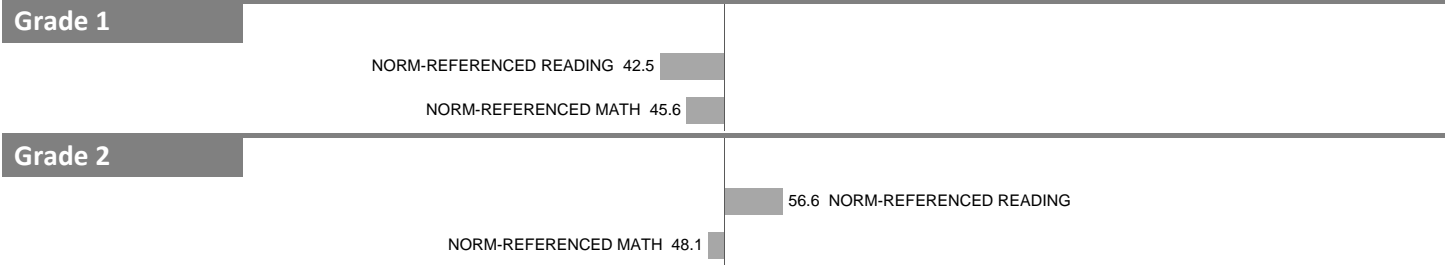
NOTES: "Overall SEI" has average 50 and standard deviation 5; an "average" overall SEI is 45 to 55. Component SEIs (e.g. Grade 5 STAAR Reading, PSAT Writing) each have average 50 and standard deviation 10; an "average" component SEI is 40 to 60. Component SEIs are computed only if at least eight test results are available.

# 2018-19 School Effectiveness Index (SEI) Detail


149—LENORE KIRK HALL ELEMENTARY SCHOOL

Overall SEI: 49.6

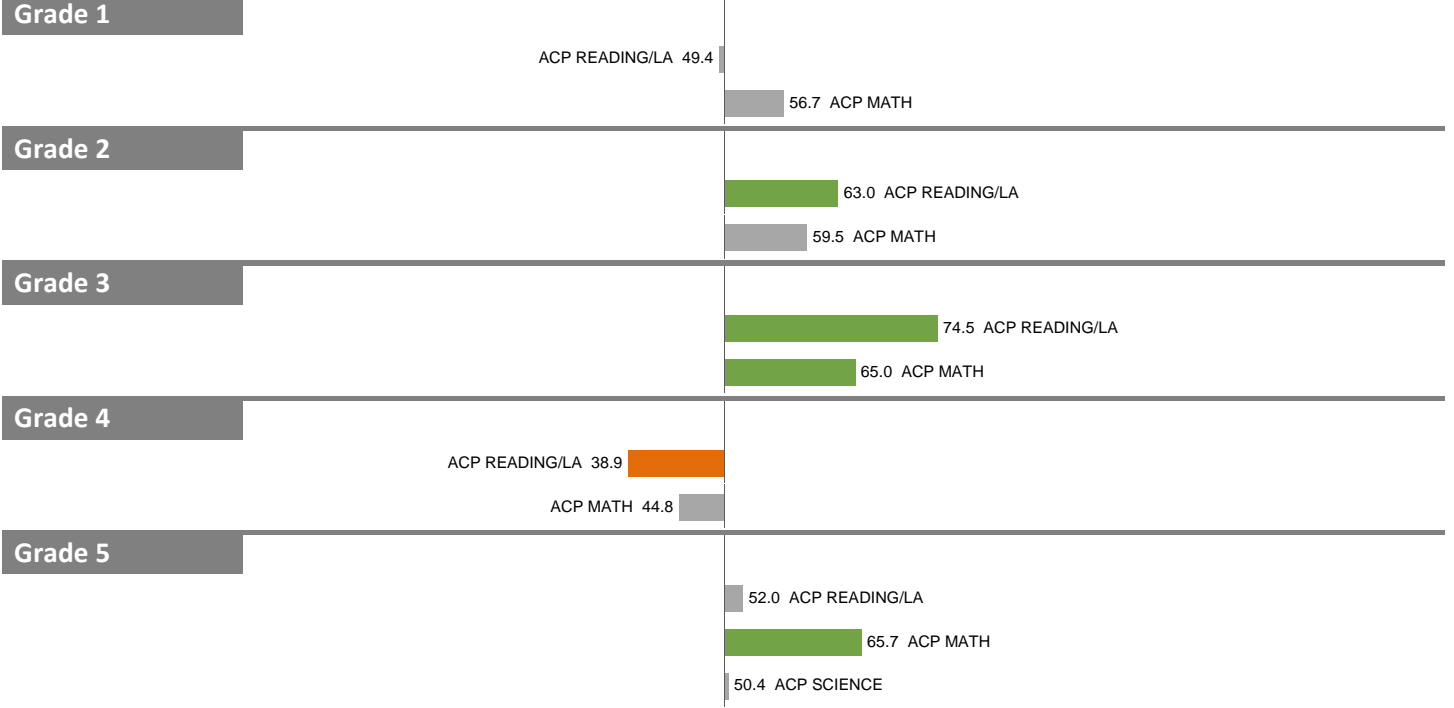
## Norm-Referenced



## STAAR



## Core ACP




NOTES: "Overall SEI" has average 50 and standard deviation 5; an "average" overall SEI is 45 to 55. Component SEIs (e.g. Grade 5 STAAR Reading, PSAT Writing) each have average 50 and standard deviation 10; an "average" component SEI is 40 to 60. Component SEIs are computed only if at least eight test results are available.

# 2018-19 School Effectiveness Index (SEI) Detail

152-MARGARET B. HENDERSON ELEMENTARY SCHOOL

Overall SEI: 61.7




NOTES: "Overall SEI" has average 50 and standard deviation 5; an "average" overall SEI is 45 to 55. Component SEIs (e.g. Grade 5 STAAR Reading, PSAT Writing) each have average 50 and standard deviation 10; an "average" component SEI is 40 to 60. Component SEIs are computed only if at least eight test results are available.

# 2018-19 School Effectiveness Index (SEI) Detail

153-VICTOR H. HEXTER ELEMENTARY SCHOOL

Overall SEI: 54.1

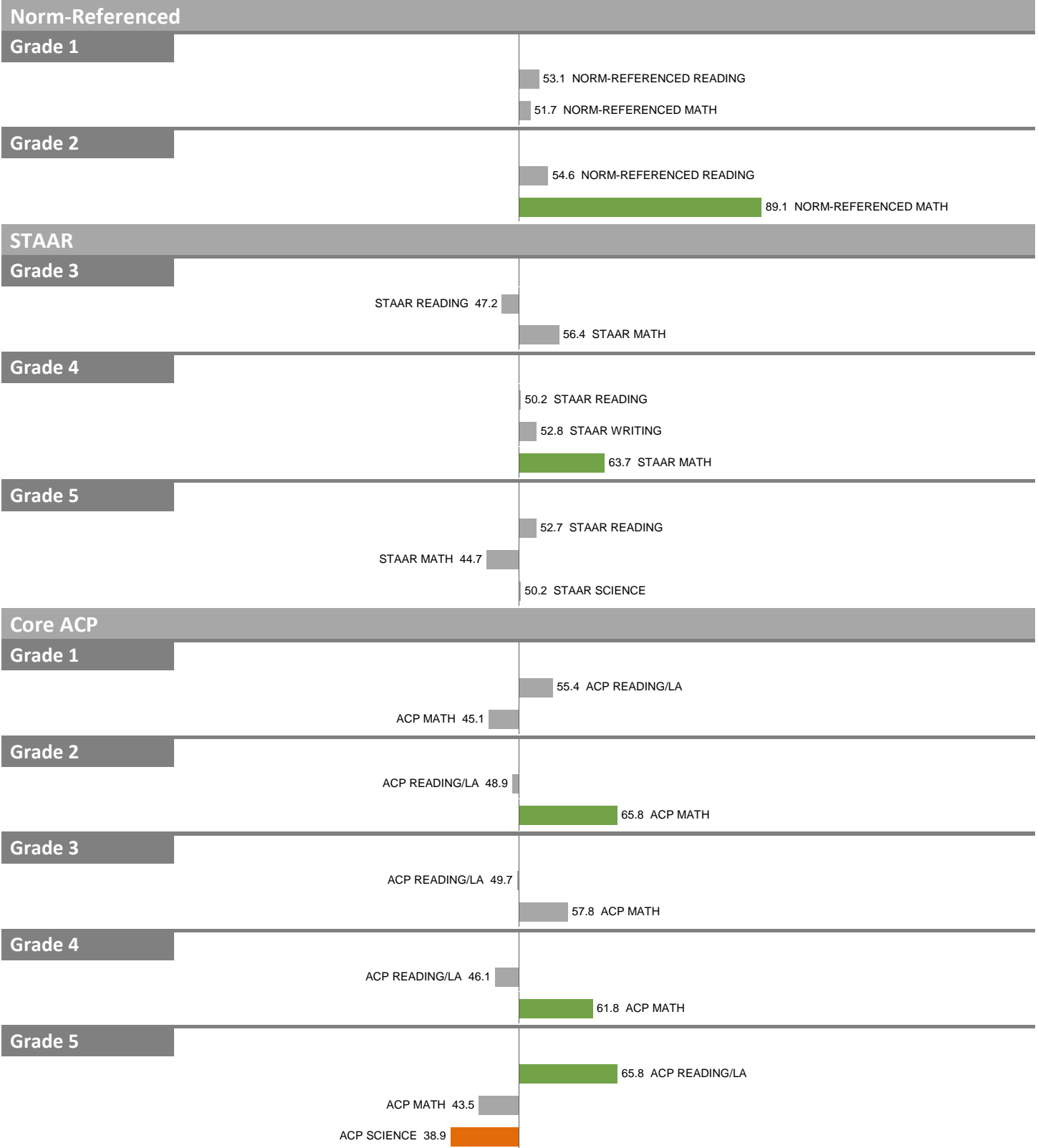


NOTES: "Overall SEI" has average 50 and standard deviation 5; an "average" overall SEI is 45 to 55. Component SEIs (e.g. Grade 5 STAAR Reading, PSAT Writing) each have average 50 and standard deviation 10; an "average" component SEI is 40 to 60. Component SEIs are computed only if at least eight test results are available.

# 2018-19 School Effectiveness Index (SEI) Detail

154-LARRY G. SMITH ELEMENTARY SCHOOL

Overall SEI: 54.4



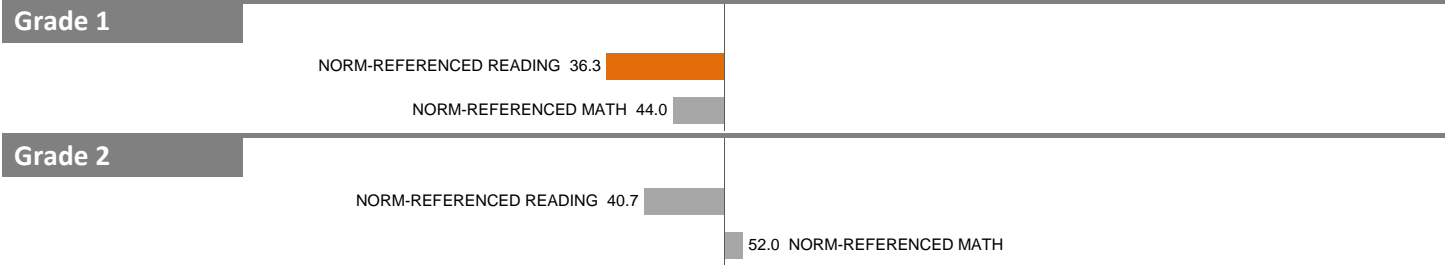
NOTES: "Overall SEI" has average 50 and standard deviation 5; an "average" overall SEI is 45 to 55. Component SEIs (e.g. Grade 5 STAAR Reading, PSAT Writing) each have average 50 and standard deviation 10; an "average" component SEI is 40 to 60. Component SEIs are computed only if at least eight test results are available.

# 2018-19 School Effectiveness Index (SEI) Detail

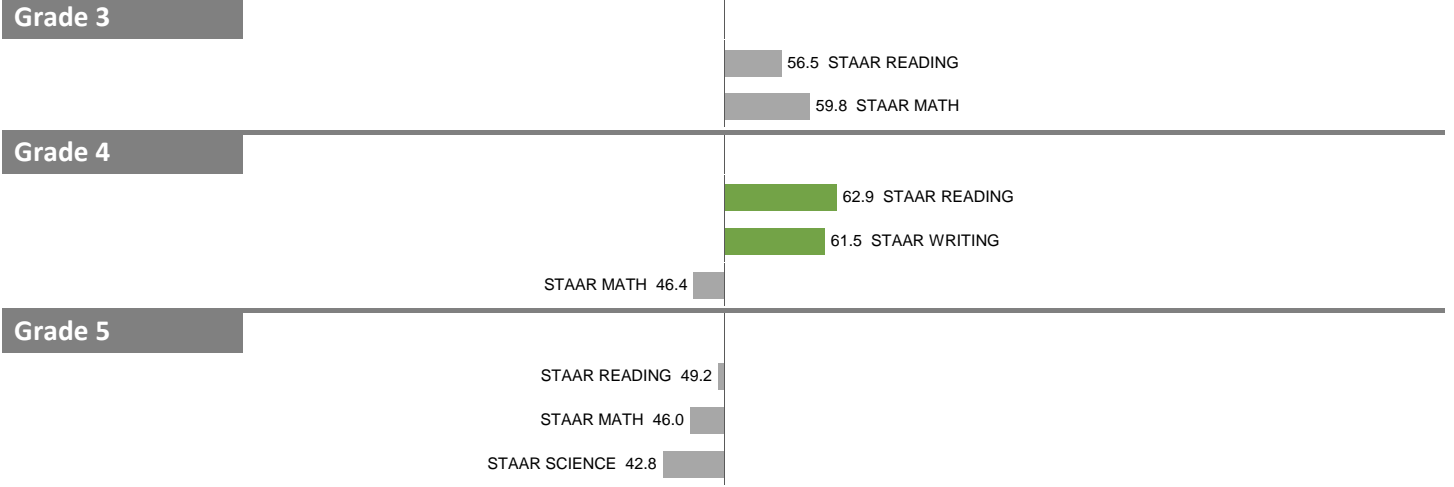
155-C.A. TATUM, JR. ELEMENTARY SCHOOL

Overall SEI: 49.0

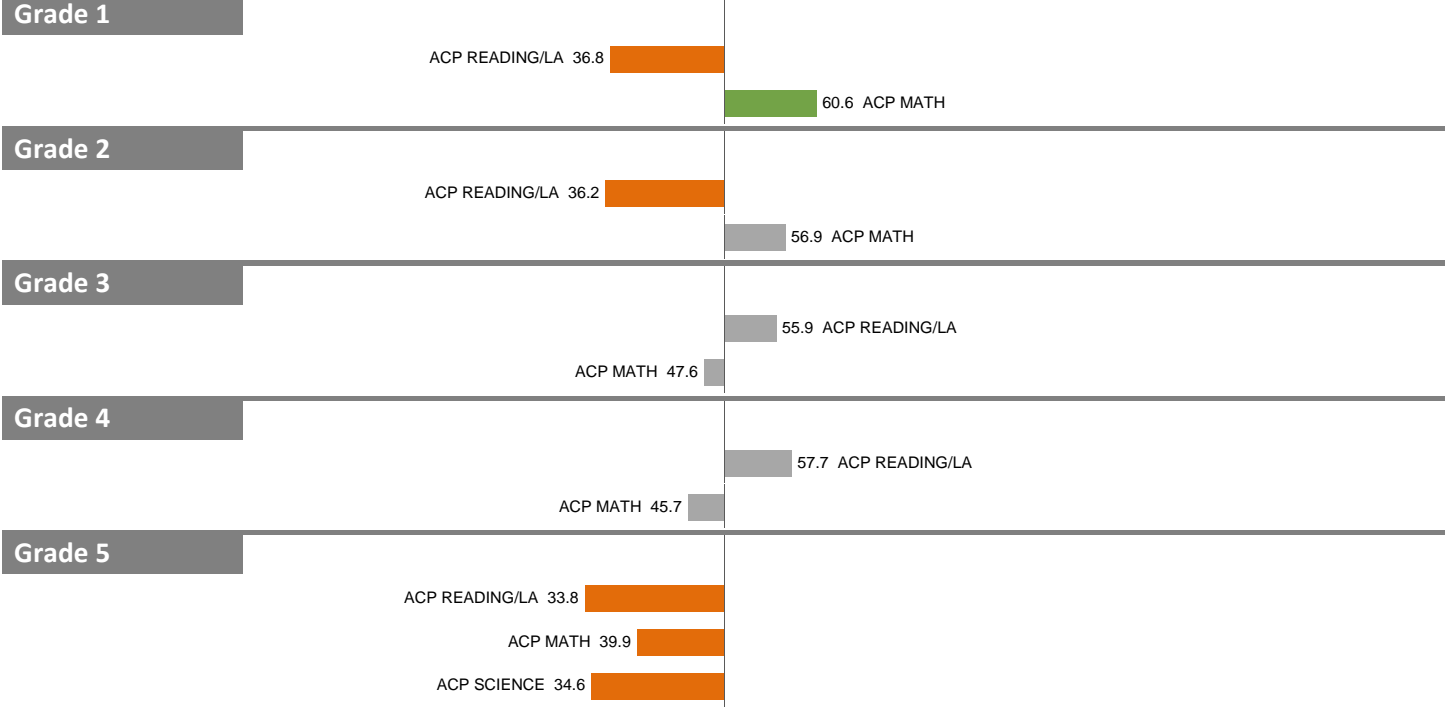
## Norm-Referenced



## STAAR



## Core ACP




NOTES: "Overall SEI" has average 50 and standard deviation 5; an "average" overall SEI is 45 to 55. Component SEIs (e.g. Grade 5 STAAR Reading, PSAT Writing) each have average 50 and standard deviation 10; an "average" component SEI is 40 to 60. Component SEIs are computed only if at least eight test results are available.

# 2018-19 School Effectiveness Index (SEI) Detail

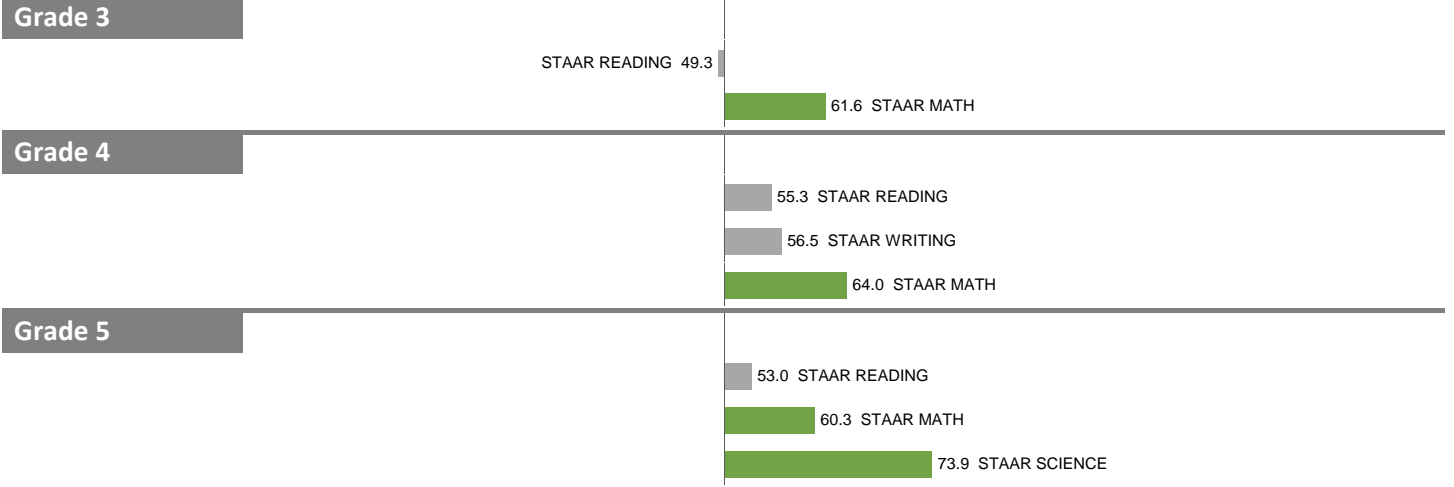
156–NATHANIEL HAWTHORNE ELEMENTARY SCHOOL

Overall SEI: 55.6

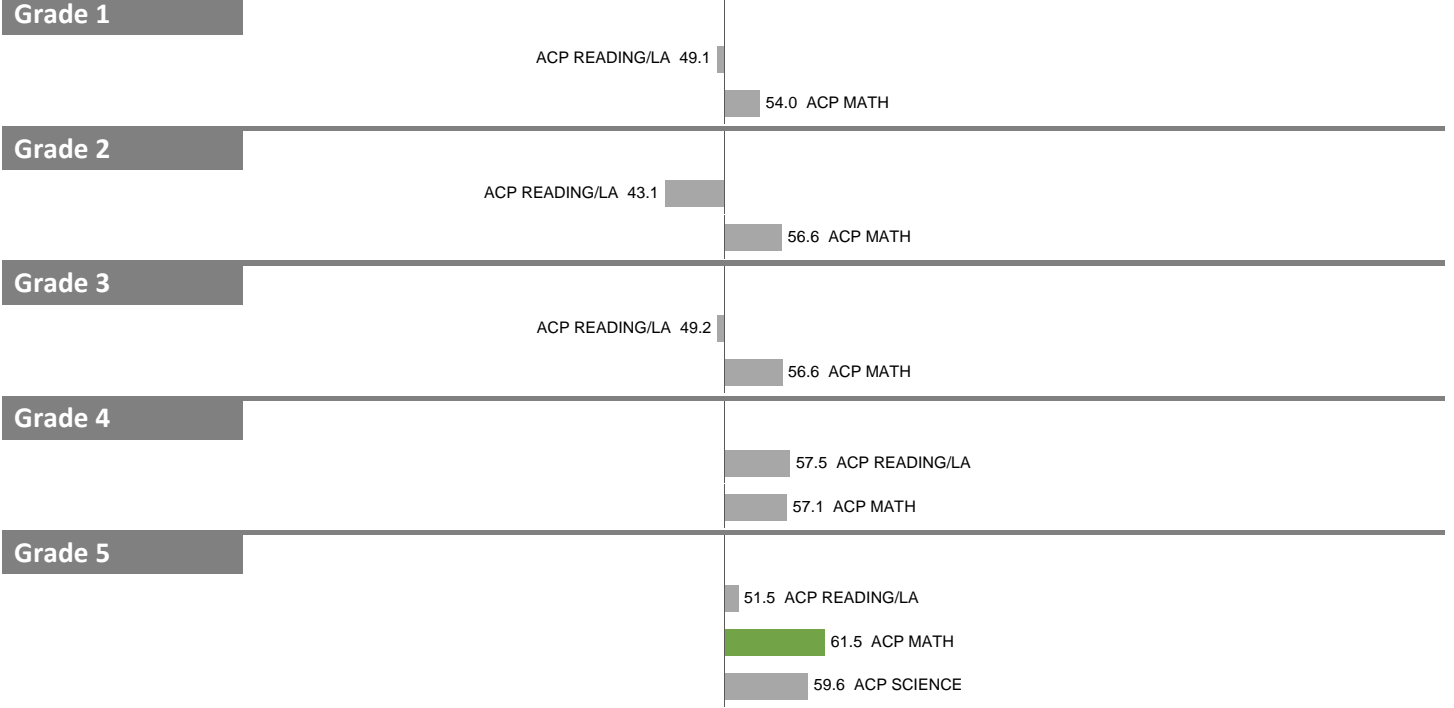
## Norm-Referenced



## STAAR



## Core ACP



NOTES: "Overall SEI" has average 50 and standard deviation 5; an "average" overall SEI is 45 to 55. Component SEIs (e.g. Grade 5 STAAR Reading, PSAT Writing) each have average 50 and standard deviation 10; an "average" component SEI is 40 to 60. Component SEIs are computed only if at least eight test results are available.

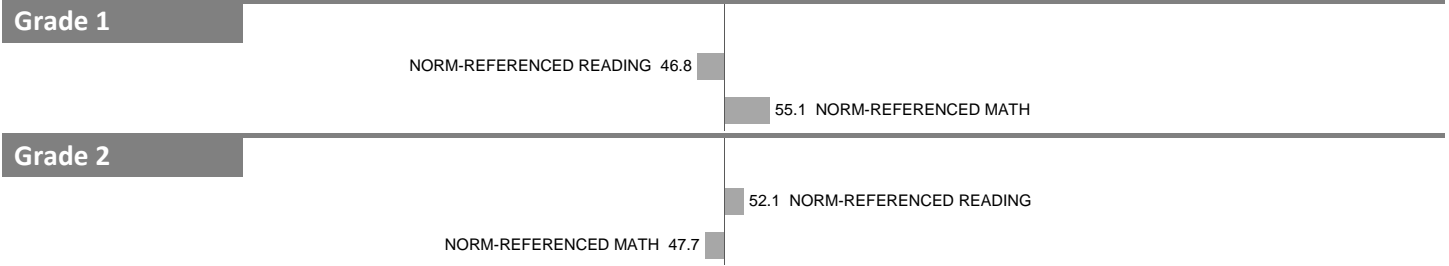


# 2018-19 School Effectiveness Index (SEI) Detail


157-JAMES S. HOGG ELEMENTARY SCHOOL

Overall SEI: 47.6

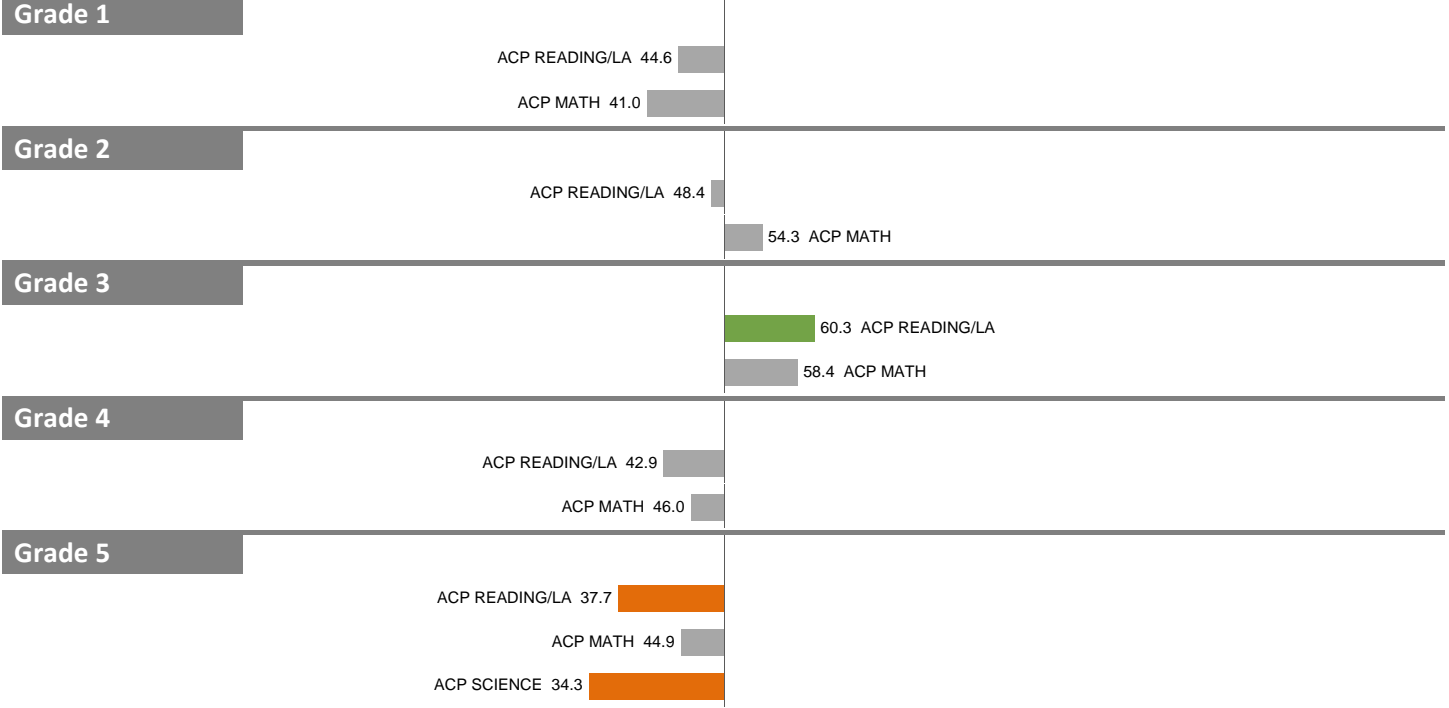
## Norm-Referenced



## STAAR



## Core ACP



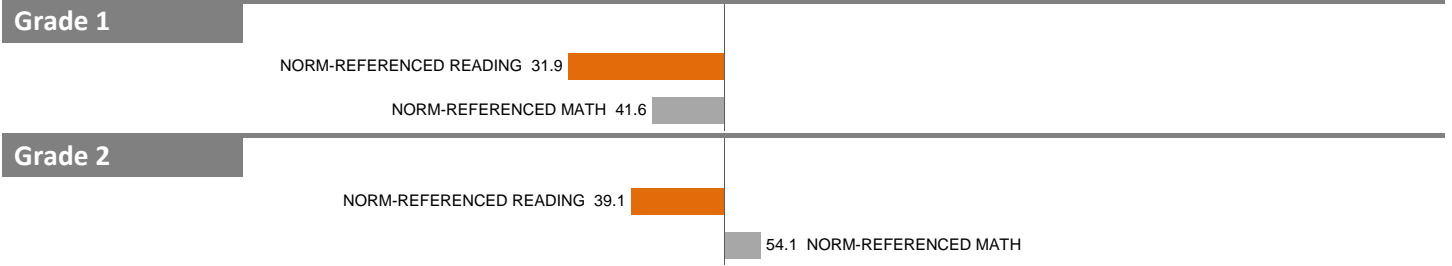
NOTES: "Overall SEI" has average 50 and standard deviation 5; an "average" overall SEI is 45 to 55. Component SEIs (e.g. Grade 5 STAAR Reading, PSAT Writing) each have average 50 and standard deviation 10; an "average" component SEI is 40 to 60. Component SEIs are computed only if at least eight test results are available.

# 2018-19 School Effectiveness Index (SEI) Detail


158—LIDA HOOE ELEMENTARY SCHOOL

Overall SEI: 47.7


## Norm-Referenced



## STAAR



## Core ACP




NOTES: "Overall SEI" has average 50 and standard deviation 5; an "average" overall SEI is 45 to 55. Component SEIs (e.g. Grade 5 STAAR Reading, PSAT Writing) each have average 50 and standard deviation 10; an "average" component SEI is 40 to 60. Component SEIs are computed only if at least eight test results are available.

# 2018-19 School Effectiveness Index (SEI) Detail

159–L.L. HOTCHKISS ELEMENTARY SCHOOL

Overall SEI: 60.7



NOTES: "Overall SEI" has average 50 and standard deviation 5; an "average" overall SEI is 45 to 55. Component SEIs (e.g. Grade 5 STAAR Reading, PSAT Writing) each have average 50 and standard deviation 10; an "average" component SEI is 40 to 60. Component SEIs are computed only if at least eight test results are available.

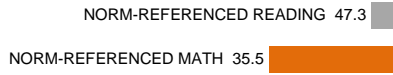
# 2018-19 School Effectiveness Index (SEI) Detail

161-JOHN IRELAND ELEMENTARY SCHOOL

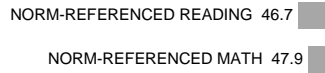
Overall SEI: 47.5

## Norm-Referenced

### Grade 1



### Grade 2

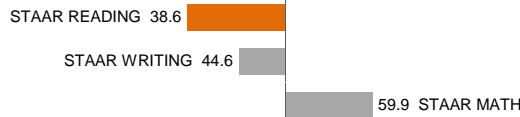


## STAAR

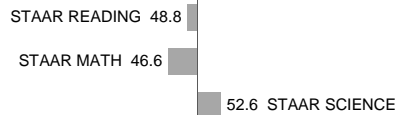
### Grade 3



### Grade 4



### Grade 5

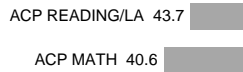


## Core ACP

### Grade 1



### Grade 2



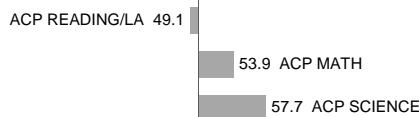
### Grade 3



### Grade 4



### Grade 5




NOTES: "Overall SEI" has average 50 and standard deviation 5; an "average" overall SEI is 45 to 55. Component SEIs (e.g. Grade 5 STAAR Reading, PSAT Writing) each have average 50 and standard deviation 10; an "average" component SEI is 40 to 60. Component SEIs are computed only if at least eight test results are available.

# 2018-19 School Effectiveness Index (SEI) Detail

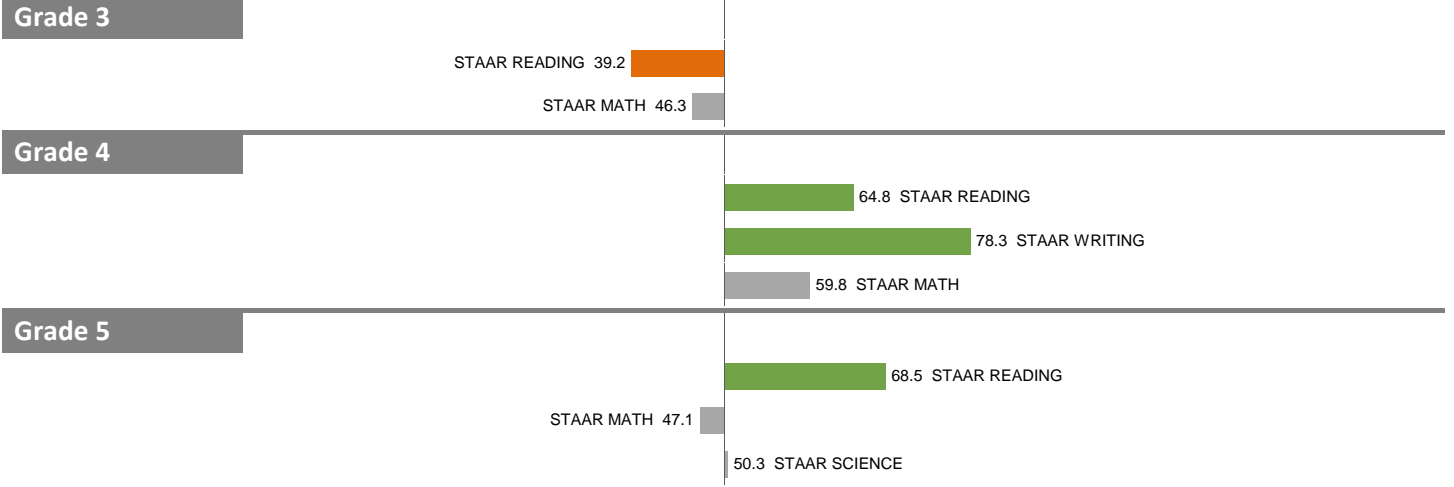
162-MOCKINGBIRD ELEMENTARY SCHOOL

Overall SEI: 56.3


## Norm-Referenced



## STAAR



## Core ACP



NOTES: "Overall SEI" has average 50 and standard deviation 5; an "average" overall SEI is 45 to 55. Component SEIs (e.g. Grade 5 STAAR Reading, PSAT Writing) each have average 50 and standard deviation 10; an "average" component SEI is 40 to 60. Component SEIs are computed only if at least eight test results are available.

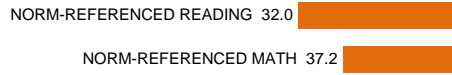
# 2018-19 School Effectiveness Index (SEI) Detail

163—CEDAR CREST ELEMENTARY SCHOOL

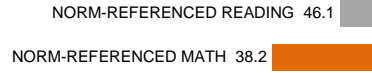
Overall SEI: 37.9

## Norm-Referenced

### Grade 1




### Grade 2

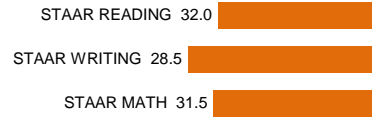


## STAAR

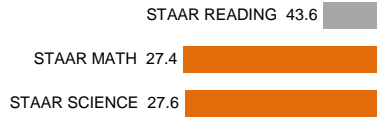
### Grade 3



### Grade 4

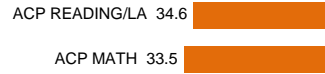


### Grade 5



## Core ACP

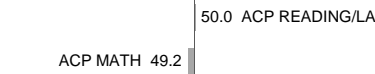
### Grade 1



### Grade 2



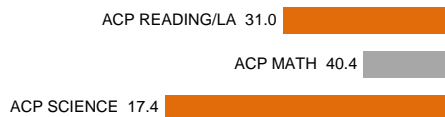
### Grade 3



### Grade 4



### Grade 5



NOTES: "Overall SEI" has average 50 and standard deviation 5; an "average" overall SEI is 45 to 55. Component SEIs (e.g. Grade 5 STAAR Reading, PSAT Writing) each have average 50 and standard deviation 10; an "average" component SEI is 40 to 60. Component SEIs are computed only if at least eight test results are available.


# 2018-19 School Effectiveness Index (SEI) Detail

164-ANSON JONES ELEMENTARY SCHOOL

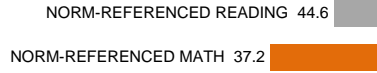
Overall SEI: 46.2

## Norm-Referenced

### Grade 1

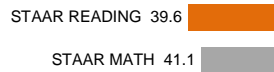


### Grade 2

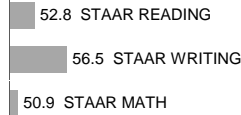


## STAAR

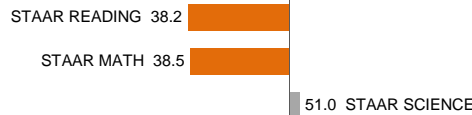
### Grade 3



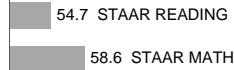
### Grade 4



### Grade 5

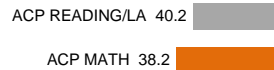


### Grade 6

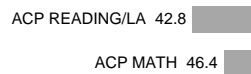


## Core ACP

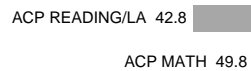
### Grade 1



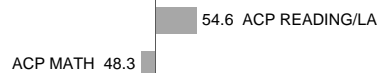
### Grade 2



### Grade 3



### Grade 4

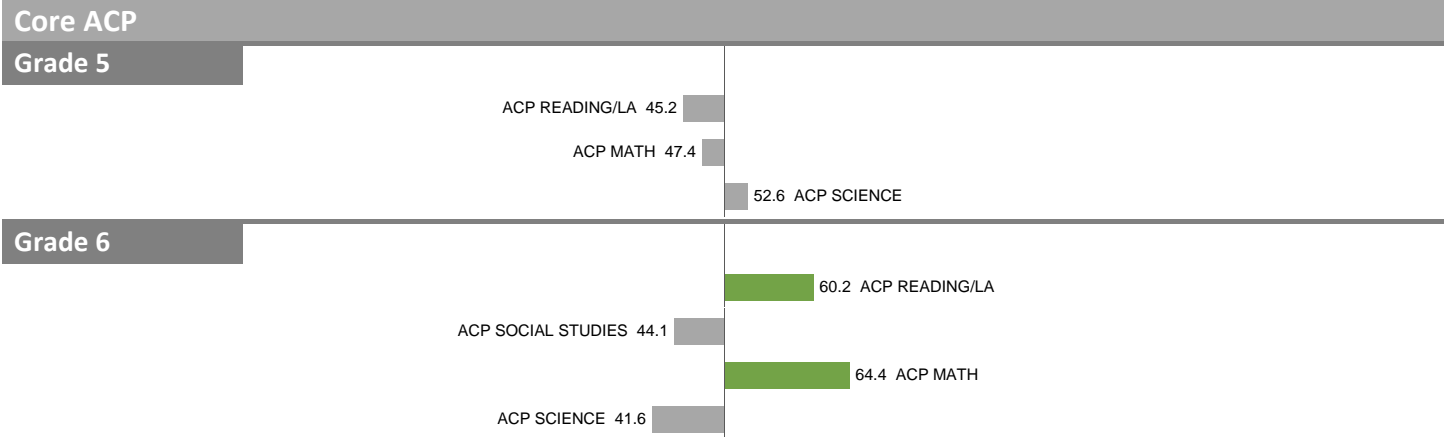


NOTES: "Overall SEI" has average 50 and standard deviation 5; an "average" overall SEI is 45 to 55. Component SEIs (e.g. Grade 5 STAAR Reading, PSAT Writing) each have average 50 and standard deviation 10; an "average" component SEI is 40 to 60. Component SEIs are computed only if at least eight test results are available.

# 2018-19 School Effectiveness Index (SEI) Detail

164-ANSON JONES ELEMENTARY SCHOOL

Overall SEI: 46.2




NOTES: "Overall SEI" has average 50 and standard deviation 5; an "average" overall SEI is 45 to 55. Component SEIs (e.g. Grade 5 STAAR Reading, PSAT Writing) each have average 50 and standard deviation 10; an "average" component SEI is 40 to 60. Component SEIs are computed only if at least eight test results are available.



# 2018-19 School Effectiveness Index (SEI) Detail

166-EDWIN J. KIEST ELEMENTARY SCHOOL

Overall SEI: 52.5



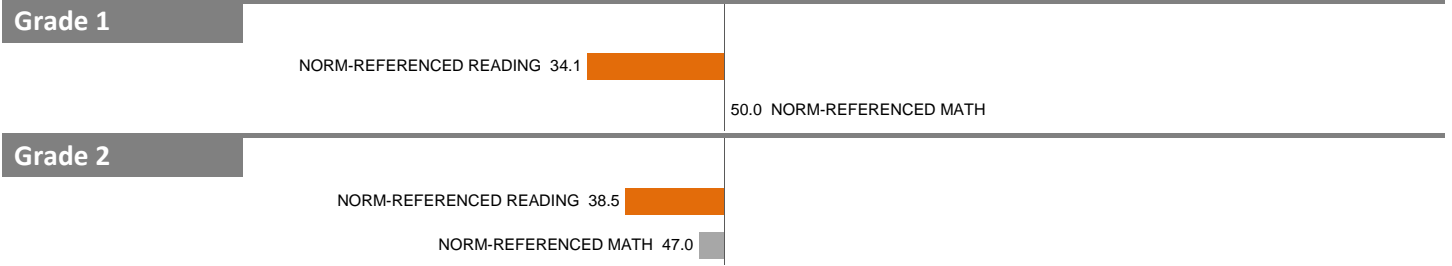
NOTES: "Overall SEI" has average 50 and standard deviation 5; an "average" overall SEI is 45 to 55. Component SEIs (e.g. Grade 5 STAAR Reading, PSAT Writing) each have average 50 and standard deviation 10; an "average" component SEI is 40 to 60. Component SEIs are computed only if at least eight test results are available.

# 2018-19 School Effectiveness Index (SEI) Detail

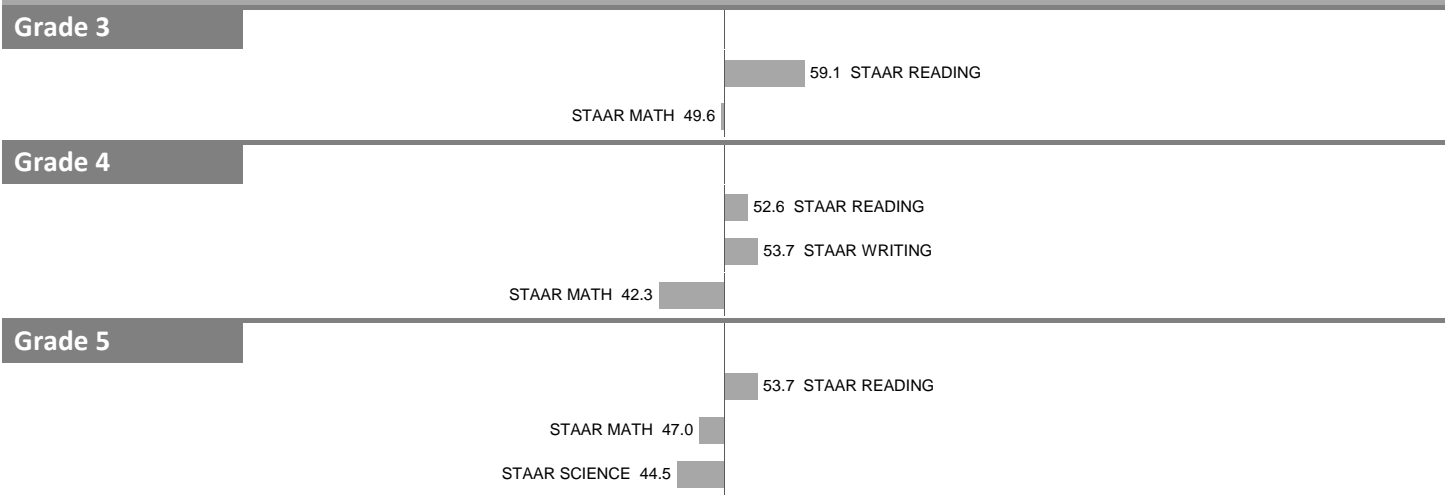
167-KLEBERG ELEMENTARY SCHOOL

Overall SEI: 47.1

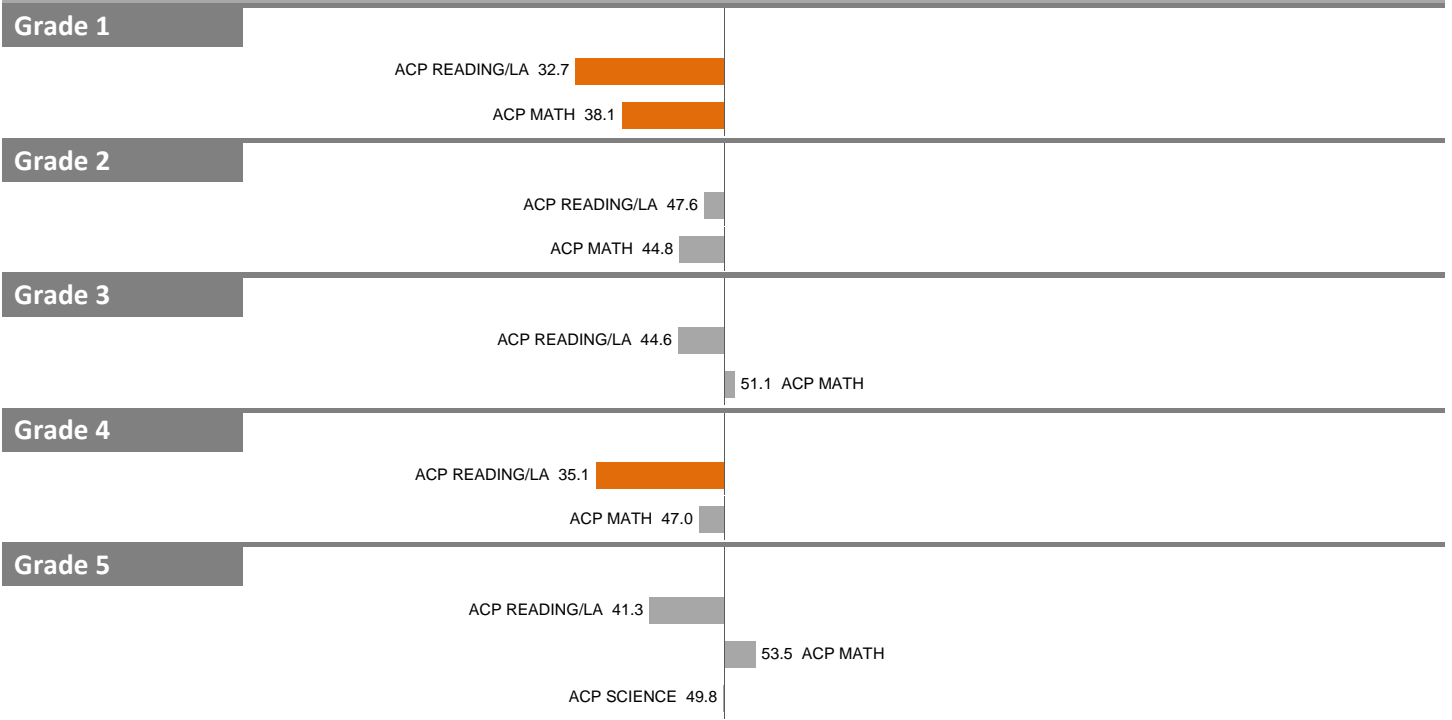
## Norm-Referenced



## STAAR



## Core ACP




NOTES: "Overall SEI" has average 50 and standard deviation 5; an "average" overall SEI is 45 to 55. Component SEIs (e.g. Grade 5 STAAR Reading, PSAT Writing) each have average 50 and standard deviation 10; an "average" component SEI is 40 to 60. Component SEIs are computed only if at least eight test results are available.

# 2018-19 School Effectiveness Index (SEI) Detail

168—OBADIAH KNIGHT ELEMENTARY SCHOOL

Overall SEI: 50.1




NOTES: "Overall SEI" has average 50 and standard deviation 5; an "average" overall SEI is 45 to 55. Component SEIs (e.g. Grade 5 STAAR Reading, PSAT Writing) each have average 50 and standard deviation 10; an "average" component SEI is 40 to 60. Component SEIs are computed only if at least eight test results are available.

# 2018-19 School Effectiveness Index (SEI) Detail

169—ARTHUR KRAMER ELEMENTARY SCHOOL

Overall SEI: 52.0



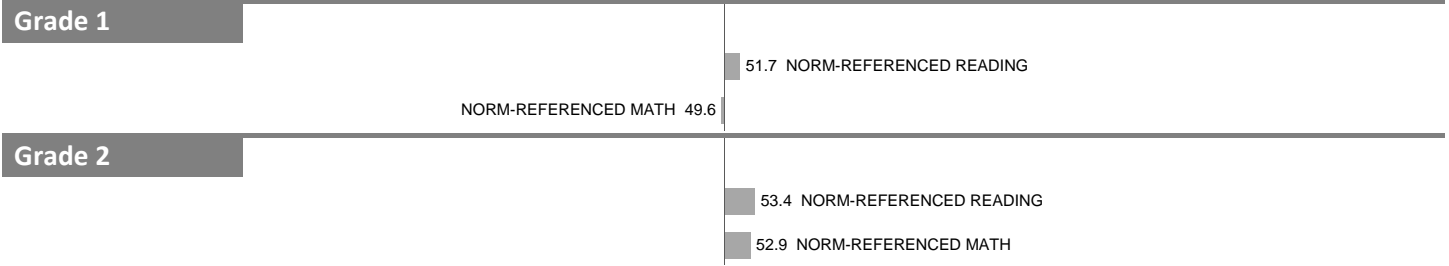
NOTES: "Overall SEI" has average 50 and standard deviation 5; an "average" overall SEI is 45 to 55. Component SEIs (e.g. Grade 5 STAAR Reading, PSAT Writing) each have average 50 and standard deviation 10; an "average" component SEI is 40 to 60. Component SEIs are computed only if at least eight test results are available.

# 2018-19 School Effectiveness Index (SEI) Detail

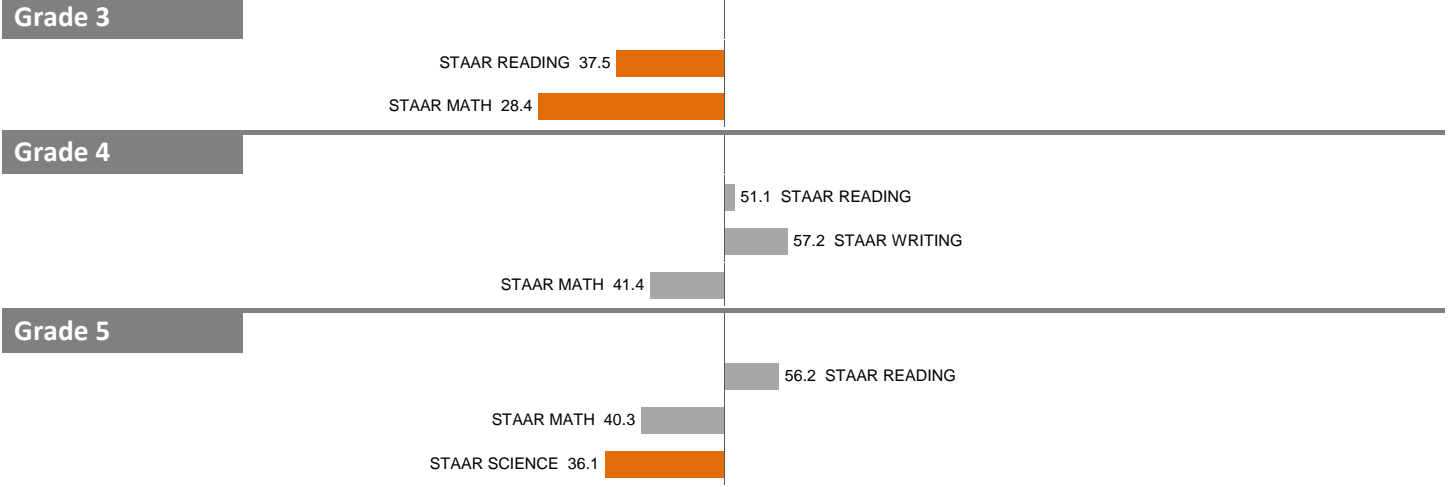
170-RICHARD LAGOW ELEMENTARY SCHOOL

Overall SEI: 47.1


## Norm-Referenced



## STAAR



## Core ACP

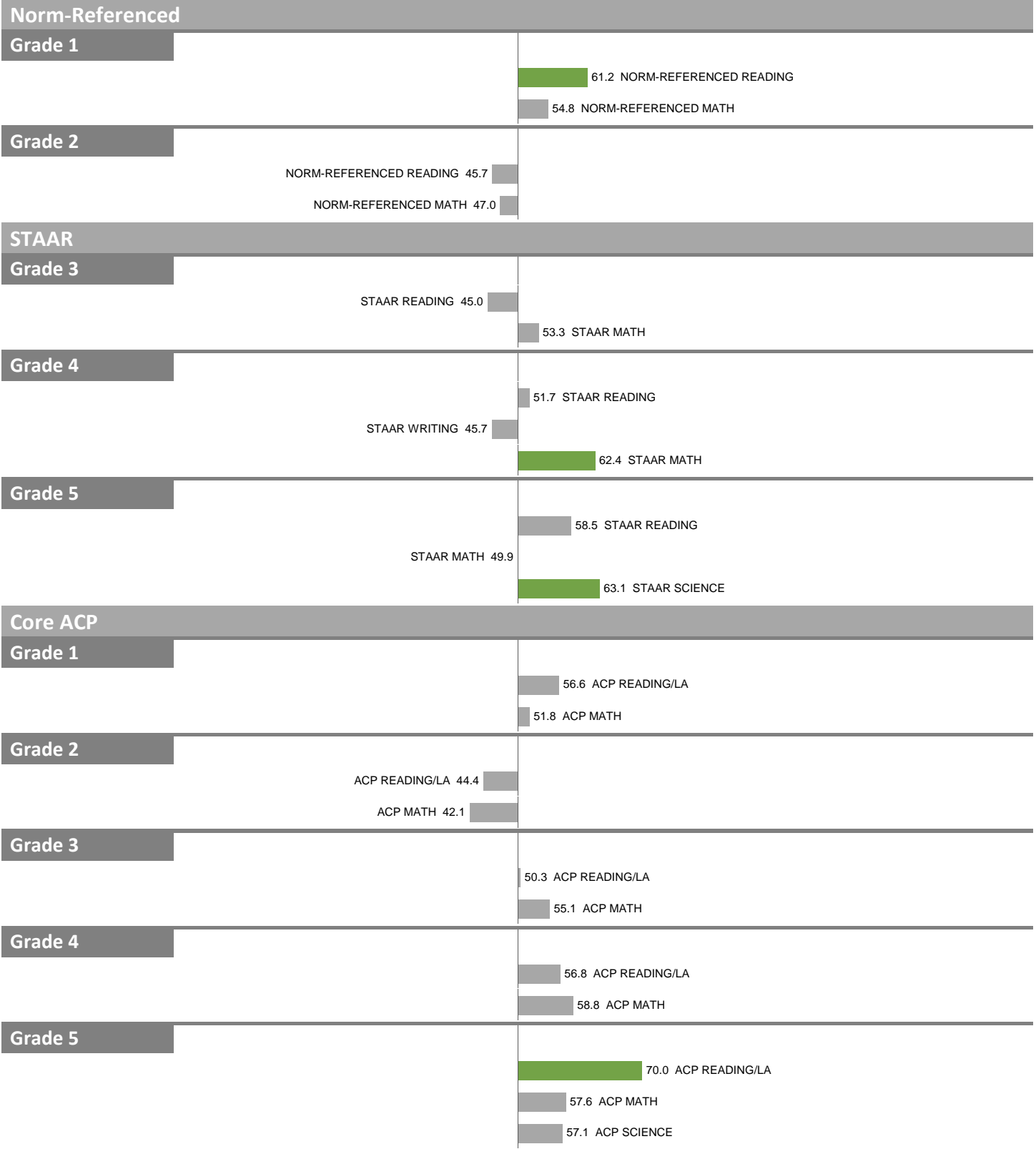


NOTES: "Overall SEI" has average 50 and standard deviation 5; an "average" overall SEI is 45 to 55. Component SEIs (e.g. Grade 5 STAAR Reading, PSAT Writing) each have average 50 and standard deviation 10; an "average" component SEI is 40 to 60. Component SEIs are computed only if at least eight test results are available.

# 2018-19 School Effectiveness Index (SEI) Detail

171-LAKEWOOD ELEMENTARY SCHOOL

Overall SEI: 53.0




NOTES: "Overall SEI" has average 50 and standard deviation 5; an "average" overall SEI is 45 to 55. Component SEIs (e.g. Grade 5 STAAR Reading, PSAT Writing) each have average 50 and standard deviation 10; an "average" component SEI is 40 to 60. Component SEIs are computed only if at least eight test results are available.

# 2018-19 School Effectiveness Index (SEI) Detail

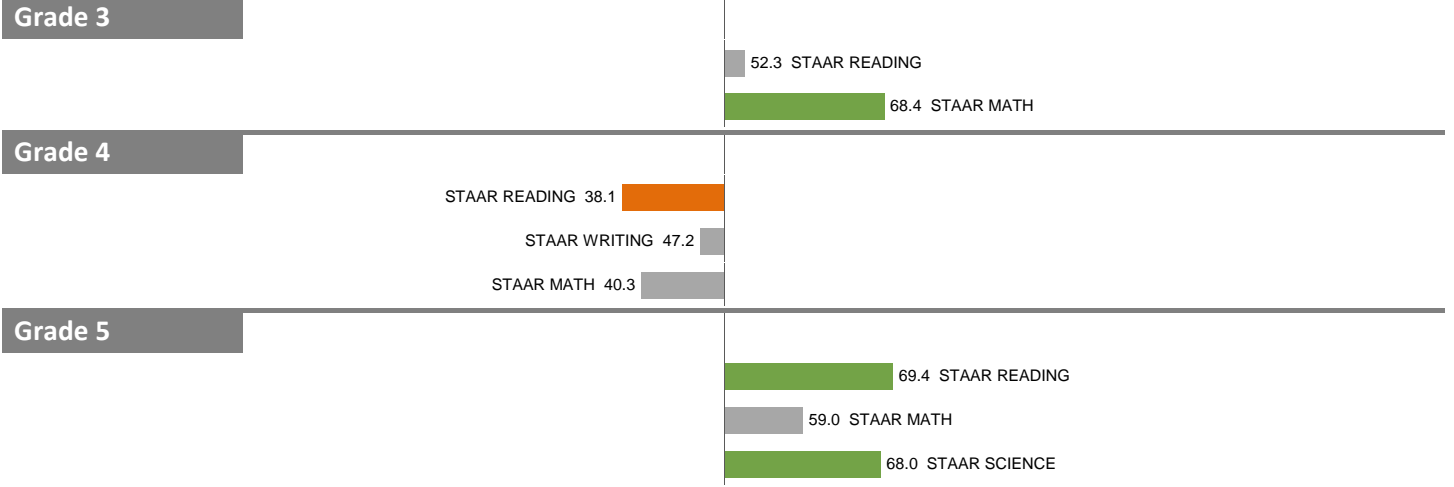
172-JIMMIE TYLER BRASHEAR ELEMENTARY SCHOOL

Overall SEI: 53.1

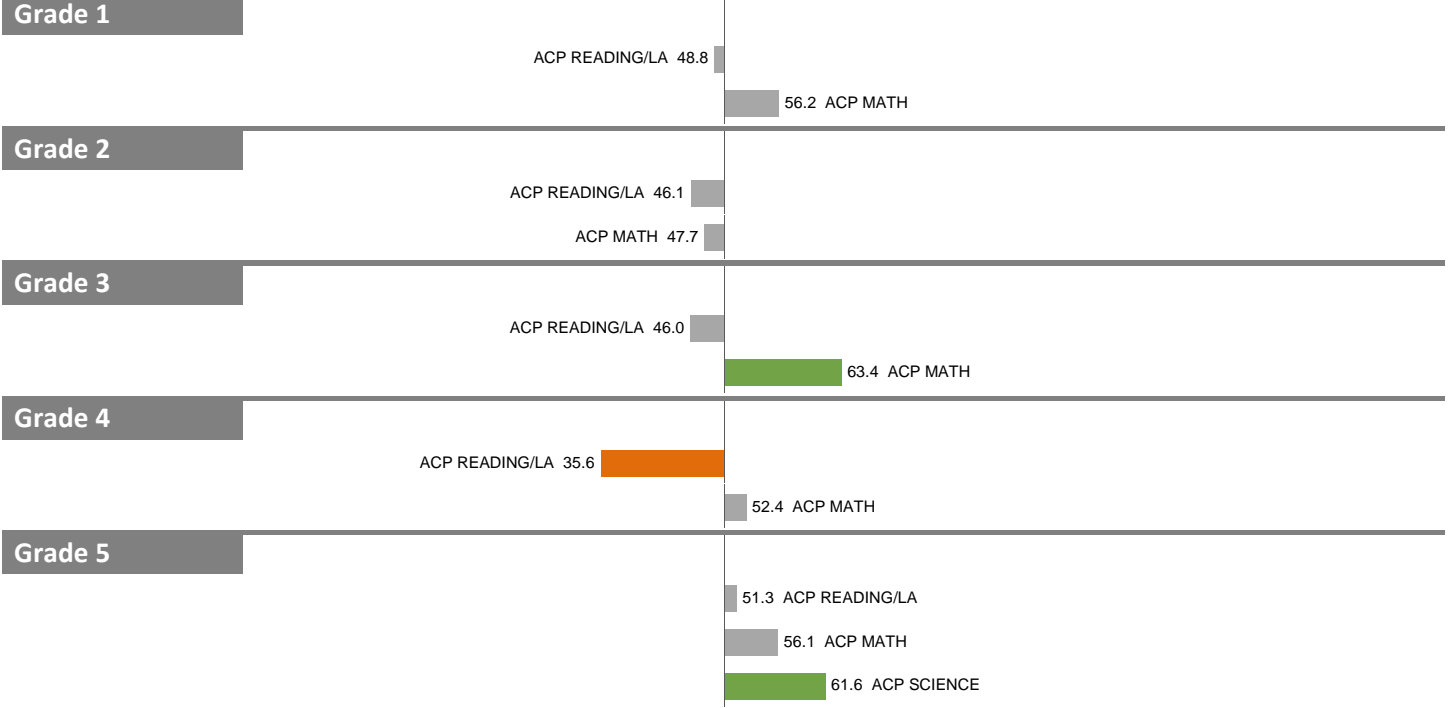
## Norm-Referenced



## STAAR



## Core ACP



NOTES: "Overall SEI" has average 50 and standard deviation 5; an "average" overall SEI is 45 to 55. Component SEIs (e.g. Grade 5 STAAR Reading, PSAT Writing) each have average 50 and standard deviation 10; an "average" component SEI is 40 to 60. Component SEIs are computed only if at least eight test results are available.

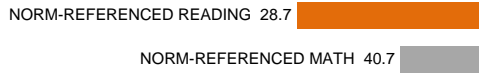
# 2018-19 School Effectiveness Index (SEI) Detail

173–SIDNEY LANIER ELEMENTARY SCHOOL

Overall SEI: 42.9

## Norm-Referenced

### Grade 1

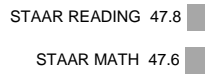


### Grade 2

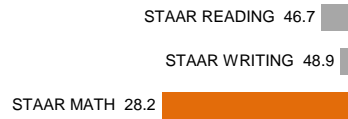


## STAAR

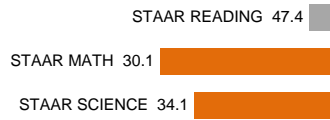
### Grade 3



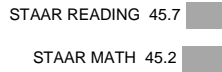
### Grade 4



### Grade 5



### Grade 6

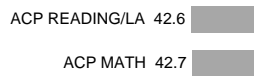


## Core ACP

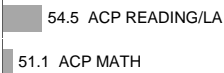
### Grade 1




### Grade 2



### Grade 3



### Grade 4



NOTES: "Overall SEI" has average 50 and standard deviation 5; an "average" overall SEI is 45 to 55. Component SEIs (e.g. Grade 5 STAAR Reading, PSAT Writing) each have average 50 and standard deviation 10; an "average" component SEI is 40 to 60. Component SEIs are computed only if at least eight test results are available.



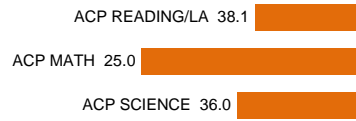
# 2018-19 School Effectiveness Index (SEI) Detail

173—SIDNEY LANIER ELEMENTARY SCHOOL

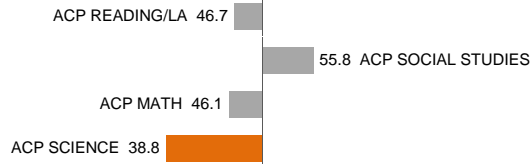
Overall SEI: 42.9

## Core ACP

### Grade 5



### Grade 6



NOTES: "Overall SEI" has average 50 and standard deviation 5; an "average" overall SEI is 45 to 55. Component SEIs (e.g. Grade 5 STAAR Reading, PSAT Writing) each have average 50 and standard deviation 10; an "average" component SEI is 40 to 60. Component SEIs are computed only if at least eight test results are available.

# 2018-19 School Effectiveness Index (SEI) Detail

174—GENEVA HEIGHTS ELEMENTARY SCHOOL

Overall SEI: 45.4

## Norm-Referenced

### Grade 1

NORM-REFERENCED READING 48.6

NORM-REFERENCED MATH 48.6

### Grade 2

60.2 NORM-REFERENCED READING

50.9 NORM-REFERENCED MATH

## STAAR

### Grade 3

STAAR READING 32.0

STAAR MATH 44.4

### Grade 4

52.6 STAAR READING

STAAR WRITING 35.6

STAAR MATH 42.4

### Grade 5

50.3 STAAR READING

STAAR MATH 36.7

STAAR SCIENCE 41.0

## Core ACP

### Grade 1

ACP READING/LA 41.8

54.0 ACP MATH

### Grade 2

ACP READING/LA 42.5

ACP MATH 48.3

### Grade 3

ACP READING/LA 38.8

ACP MATH 46.3

### Grade 4

ACP READING/LA 36.0

ACP MATH 46.7

### Grade 5

ACP READING/LA 39.5

57.0 ACP MATH


ACP SCIENCE 41.0

NOTES: "Overall SEI" has average 50 and standard deviation 5; an "average" overall SEI is 45 to 55. Component SEIs (e.g. Grade 5 STAAR Reading, PSAT Writing) each have average 50 and standard deviation 10; an "average" component SEI is 40 to 60. Component SEIs are computed only if at least eight test results are available.

# 2018-19 School Effectiveness Index (SEI) Detail

175–UMPHREY LEE ELEMENTARY SCHOOL

Overall SEI: 51.0



NOTES: "Overall SEI" has average 50 and standard deviation 5; an "average" overall SEI is 45 to 55. Component SEIs (e.g. Grade 5 STAAR Reading, PSAT Writing) each have average 50 and standard deviation 10; an "average" component SEI is 40 to 60. Component SEIs are computed only if at least eight test results are available.

# 2018-19 School Effectiveness Index (SEI) Detail

176-JACK LOWE, SR. ELEMENTARY SCHOOL

Overall SEI: 55.9




NOTES: "Overall SEI" has average 50 and standard deviation 5; an "average" overall SEI is 45 to 55. Component SEIs (e.g. Grade 5 STAAR Reading, PSAT Writing) each have average 50 and standard deviation 10; an "average" component SEI is 40 to 60. Component SEIs are computed only if at least eight test results are available.

# 2018-19 School Effectiveness Index (SEI) Detail

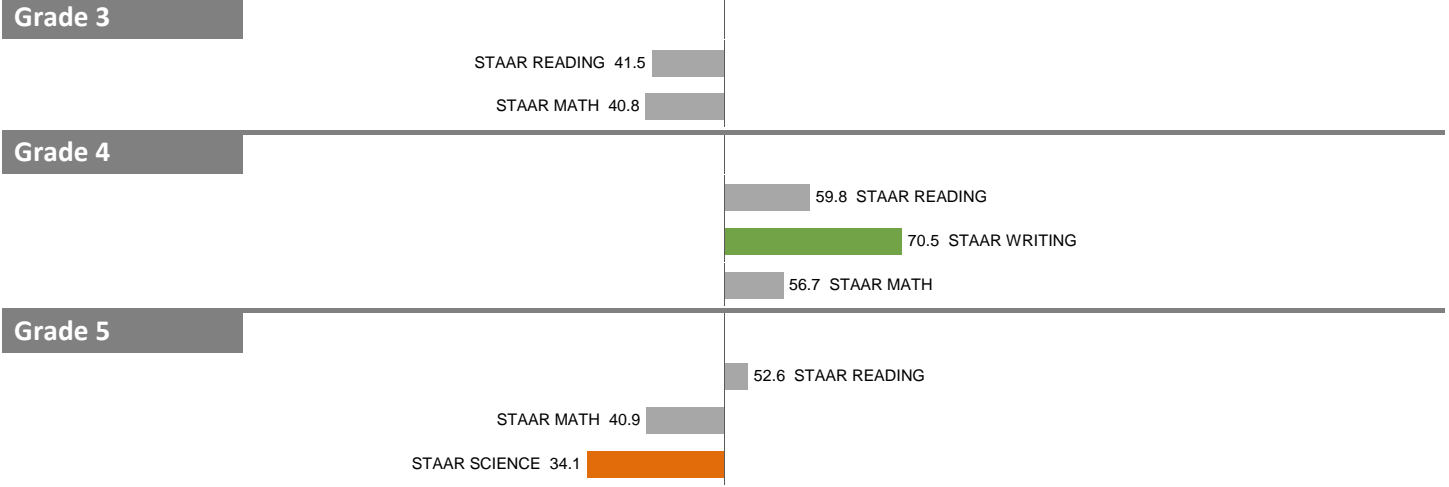
177-WILLIAM LIPSCOMB ELEMENTARY SCHOOL

Overall SEI: 49.2

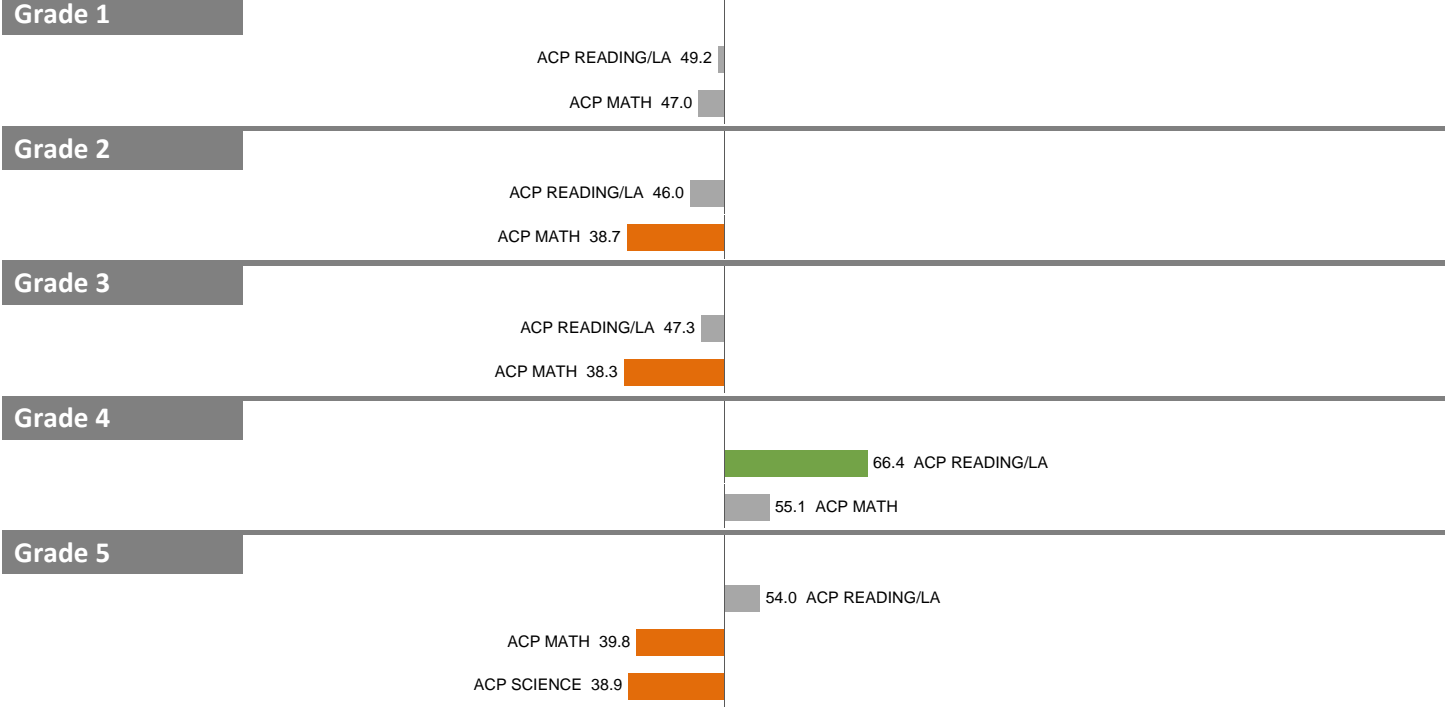
## Norm-Referenced



## STAAR



## Core ACP

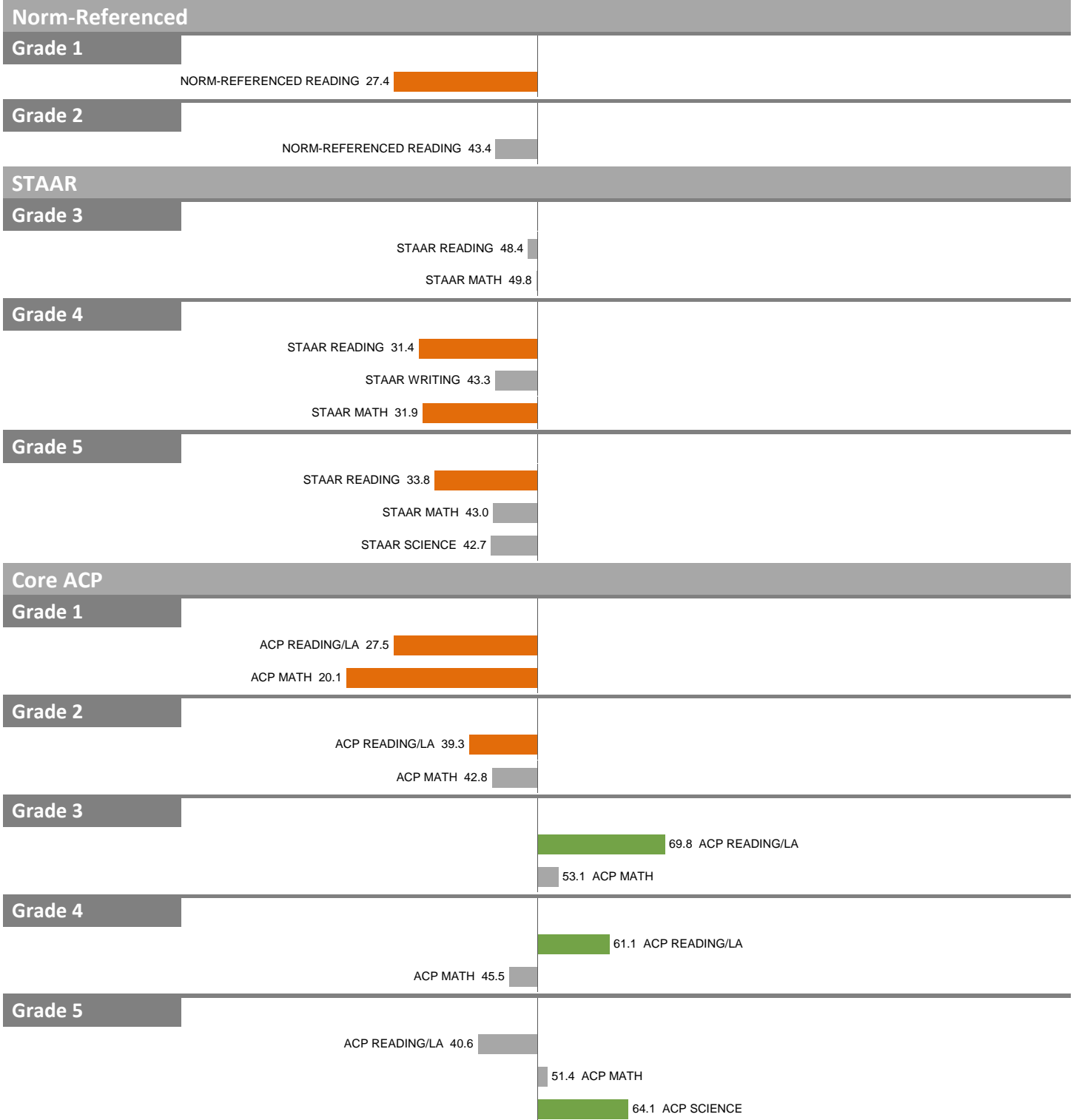


NOTES: "Overall SEI" has average 50 and standard deviation 5; an "average" overall SEI is 45 to 55. Component SEIs (e.g. Grade 5 STAAR Reading, PSAT Writing) each have average 50 and standard deviation 10; an "average" component SEI is 40 to 60. Component SEIs are computed only if at least eight test results are available.

# 2018-19 School Effectiveness Index (SEI) Detail

178—H.I. HOLLAND ELEMENTARY SCHOOL AT LISBON

Overall SEI: 41.7



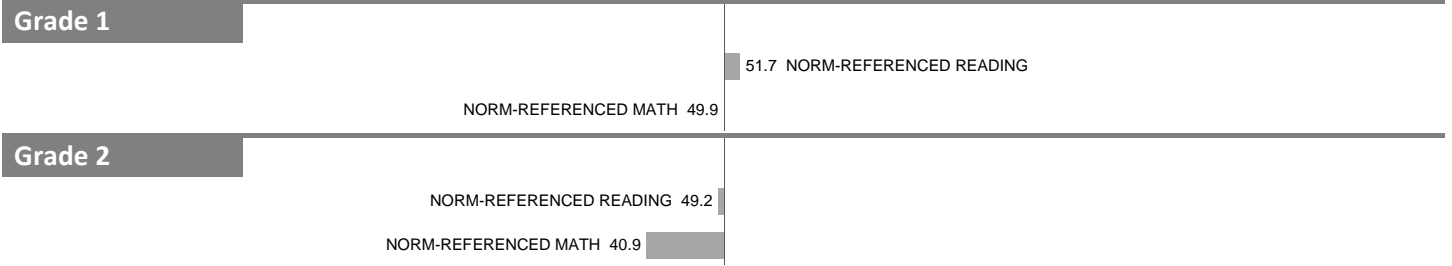
NOTES: "Overall SEI" has average 50 and standard deviation 5; an "average" overall SEI is 45 to 55. Component SEIs (e.g. Grade 5 STAAR Reading, PSAT Writing) each have average 50 and standard deviation 10; an "average" component SEI is 40 to 60. Component SEIs are computed only if at least eight test results are available.

# 2018-19 School Effectiveness Index (SEI) Detail

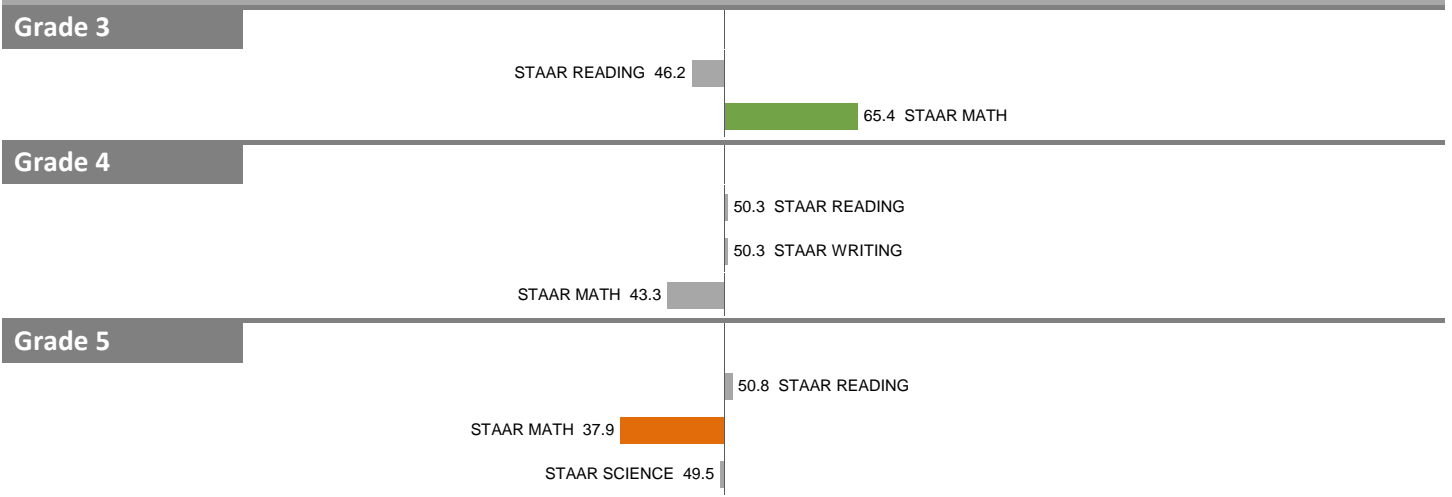
180-B.H. MACON ELEMENTARY SCHOOL

Overall SEI: 48.1

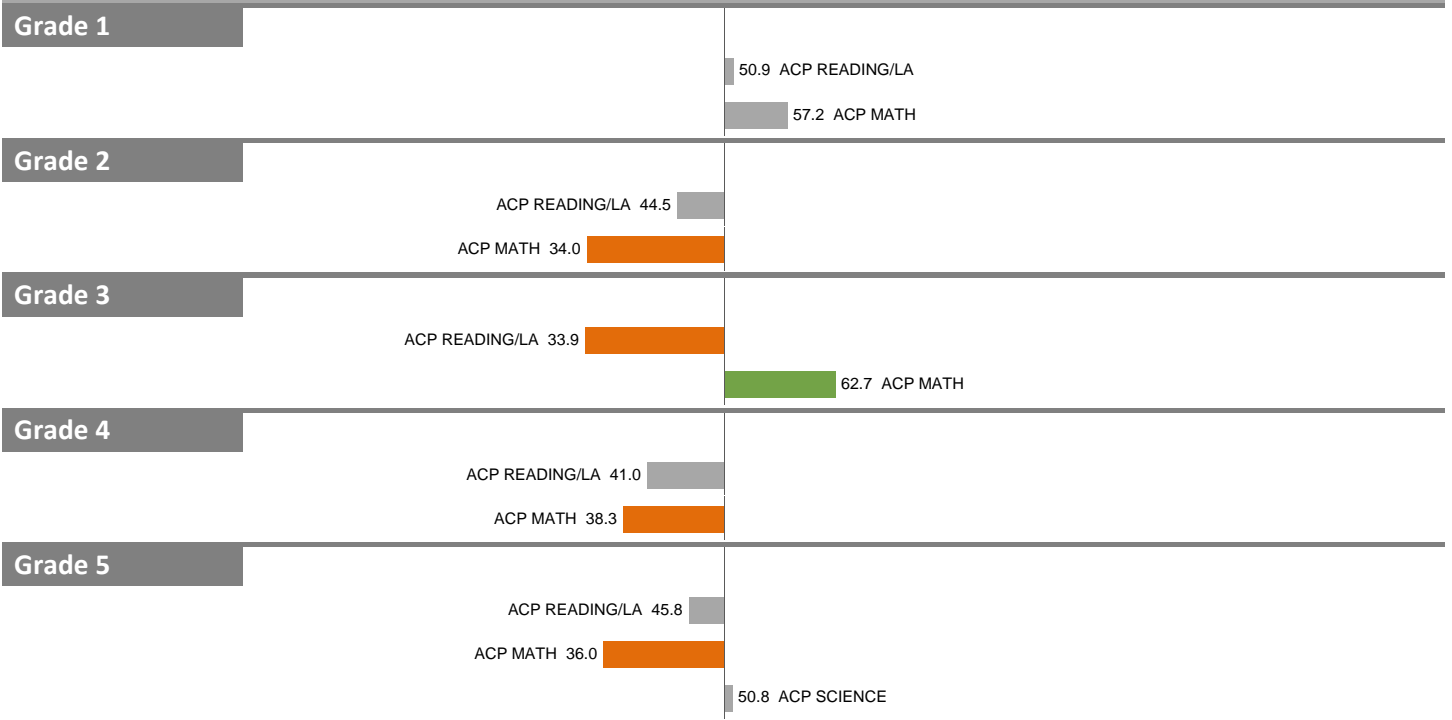
## Norm-Referenced



## STAAR



## Core ACP



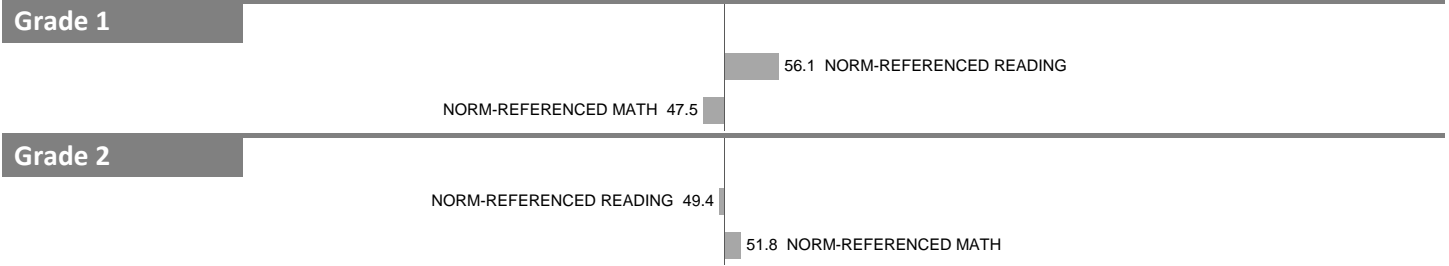
NOTES: "Overall SEI" has average 50 and standard deviation 5; an "average" overall SEI is 45 to 55. Component SEIs (e.g. Grade 5 STAAR Reading, PSAT Writing) each have average 50 and standard deviation 10; an "average" component SEI is 40 to 60. Component SEIs are computed only if at least eight test results are available.

# 2018-19 School Effectiveness Index (SEI) Detail


181-MAPLE LAWN ELEMENTARY SCHOOL

Overall SEI: 50.8

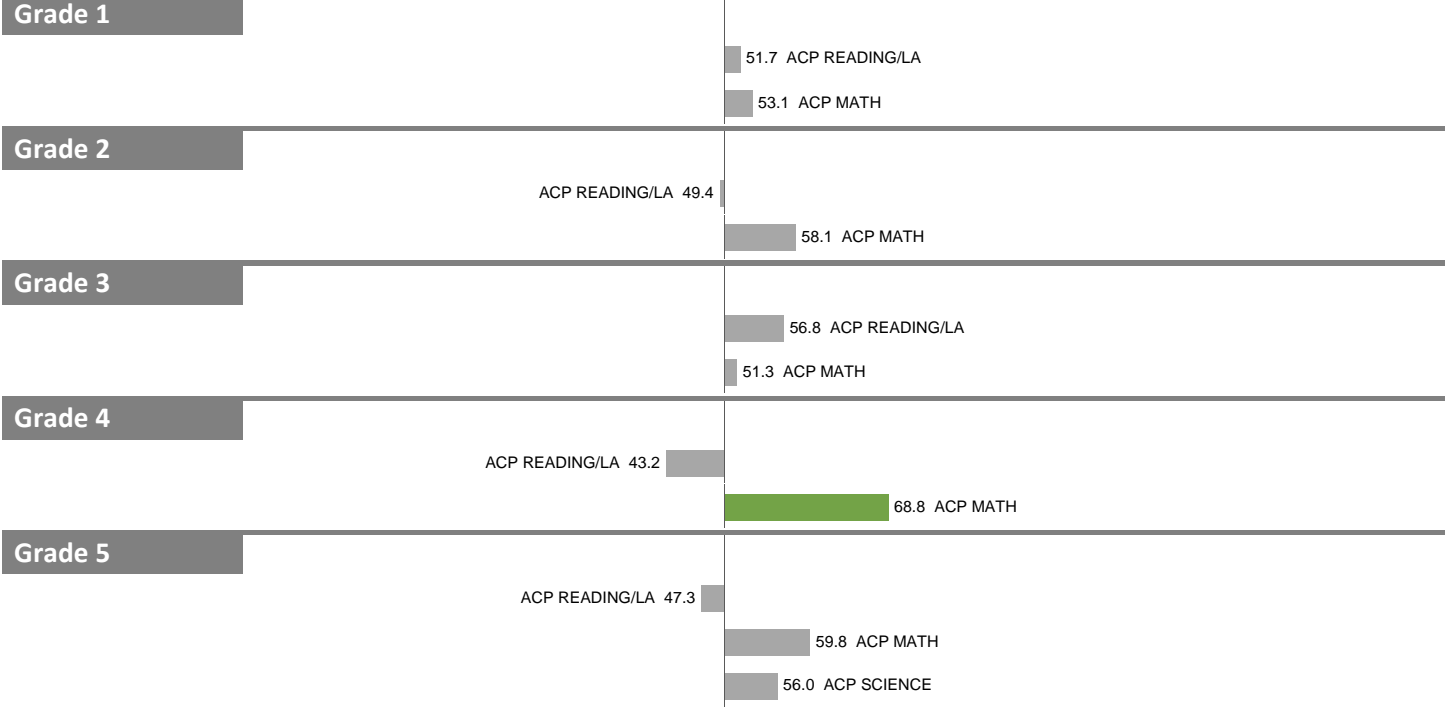
## Norm-Referenced



## STAAR



## Core ACP



NOTES: "Overall SEI" has average 50 and standard deviation 5; an "average" overall SEI is 45 to 55. Component SEIs (e.g. Grade 5 STAAR Reading, PSAT Writing) each have average 50 and standard deviation 10; an "average" component SEI is 40 to 60. Component SEIs are computed only if at least eight test results are available.



# 2018-19 School Effectiveness Index (SEI) Detail

182—HERBERT MARCUS ELEMENTARY SCHOOL

Overall SEI: 47.4

## Norm-Referenced

### Grade 1

NORM-REFERENCED READING 48.9

NORM-REFERENCED MATH 45.4

### Grade 2

59.1 NORM-REFERENCED READING

NORM-REFERENCED MATH 43.4

## STAAR

### Grade 3

52.3 STAAR READING

STAAR MATH 49.8

### Grade 4

STAAR READING 39.7

STAAR WRITING 49.9

STAAR MATH 37.9

### Grade 5

STAAR READING 47.3

51.3 STAAR MATH

STAAR SCIENCE 42.1

## Core ACP

### Grade 1

56.9 ACP READING/LA

ACP MATH 38.7

### Grade 2

51.0 ACP READING/LA

ACP MATH 47.7

### Grade 3

ACP READING/LA 48.8

ACP MATH 48.7

### Grade 4

ACP READING/LA 41.7

ACP MATH 44.2

### Grade 5

ACP READING/LA 48.6

52.1 ACP MATH


ACP SCIENCE 44.7

NOTES: "Overall SEI" has average 50 and standard deviation 5; an "average" overall SEI is 45 to 55. Component SEIs (e.g. Grade 5 STAAR Reading, PSAT Writing) each have average 50 and standard deviation 10; an "average" component SEI is 40 to 60. Component SEIs are computed only if at least eight test results are available.

# 2018-19 School Effectiveness Index (SEI) Detail

183—THOMAS L. MARSALIS ELEMENTARY SCHOOL

Overall SEI: 53.9



NOTES: "Overall SEI" has average 50 and standard deviation 5; an "average" overall SEI is 45 to 55. Component SEIs (e.g. Grade 5 STAAR Reading, PSAT Writing) each have average 50 and standard deviation 10; an "average" component SEI is 40 to 60. Component SEIs are computed only if at least eight test results are available.

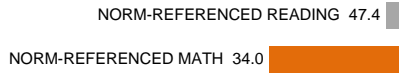
# 2018-19 School Effectiveness Index (SEI) Detail

184-BEN MILAM ELEMENTARY SCHOOL

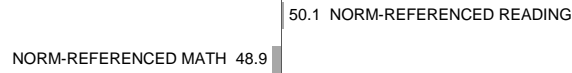
Overall SEI: 48.1

## Norm-Referenced

### Grade 1

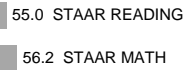


### Grade 2

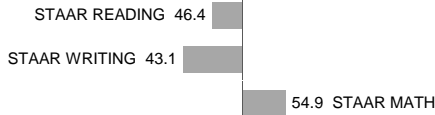


## STAAR

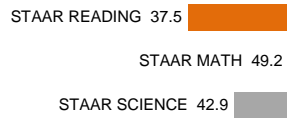
### Grade 3



### Grade 4



### Grade 5

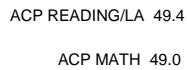


## Core ACP

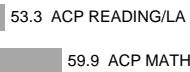
### Grade 1



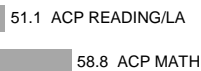
### Grade 2



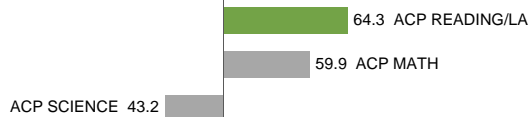
### Grade 3



### Grade 4



### Grade 5



NOTES: "Overall SEI" has average 50 and standard deviation 5; an "average" overall SEI is 45 to 55. Component SEIs (e.g. Grade 5 STAAR Reading, PSAT Writing) each have average 50 and standard deviation 10; an "average" component SEI is 40 to 60. Component SEIs are computed only if at least eight test results are available.

# 2018-19 School Effectiveness Index (SEI) Detail

185–WILLIAM B. MILLER ELEMENTARY SCHOOL

Overall SEI: 44.6

## Norm-Referenced

### Grade 1

NORM-REFERENCED READING 42.9

NORM-REFERENCED MATH 41.7

### Grade 2

53.7 NORM-REFERENCED READING

NORM-REFERENCED MATH 42.7

## STAAR

### Grade 3

STAAR READING 42.8

STAAR MATH 42.4

### Grade 4

STAAR READING 47.3

STAAR WRITING 48.6

STAAR MATH 41.8

### Grade 5

STAAR READING 45.1

STAAR MATH 43.1

STAAR SCIENCE 43.2

## Core ACP

### Grade 1

ACP READING/LA 32.2

ACP MATH 45.1

### Grade 2

ACP READING/LA 48.7

ACP MATH 48.7

### Grade 3

ACP READING/LA 47.3

ACP MATH 36.4

### Grade 4

ACP READING/LA 45.3

ACP MATH 36.7

### Grade 5

ACP READING/LA 45.3

ACP MATH 41.9

ACP SCIENCE 43.4

NOTES: "Overall SEI" has average 50 and standard deviation 5; an "average" overall SEI is 45 to 55. Component SEIs (e.g. Grade 5 STAAR Reading, PSAT Writing) each have average 50 and standard deviation 10; an "average" component SEI is 40 to 60. Component SEIs are computed only if at least eight test results are available.

# 2018-19 School Effectiveness Index (SEI) Detail

186-ROGER Q. MILLS ELEMENTARY SCHOOL

Overall SEI: 40.8

## Norm-Referenced

### Grade 1

NORM-REFERENCED READING 40.9

NORM-REFERENCED MATH 40.1

### Grade 2

53.5 NORM-REFERENCED READING

NORM-REFERENCED MATH 49.5

## STAAR

### Grade 3

STAAR READING 45.2

STAAR MATH 44.2

### Grade 4

STAAR READING 36.9

STAAR WRITING 26.6

STAAR MATH 42.1

### Grade 5

STAAR READING 35.9

STAAR MATH 37.9

STAAR SCIENCE 30.7

## Core ACP

### Grade 1

ACP READING/LA 37.8

ACP MATH 35.0

### Grade 2

ACP READING/LA 46.7

ACP MATH 48.7

### Grade 3

ACP READING/LA 42.7

ACP MATH 29.3

### Grade 4

ACP READING/LA 33.0

ACP MATH 34.1

### Grade 5

ACP READING/LA 42.9

ACP MATH 45.5

ACP SCIENCE 36.5

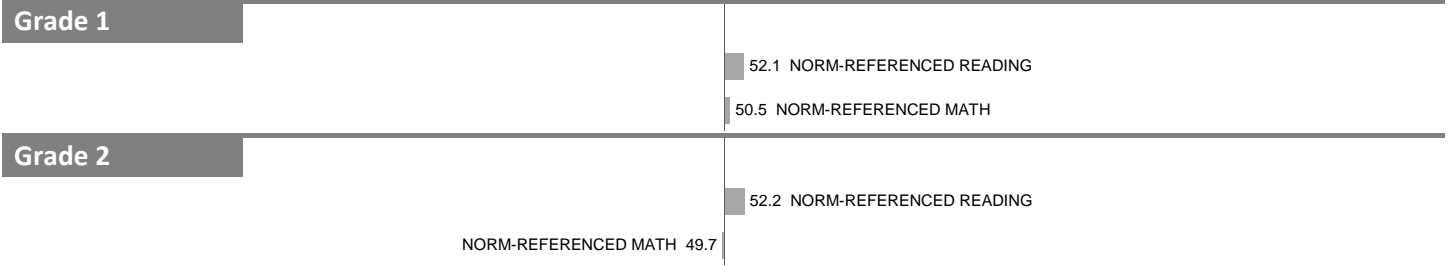
NOTES: "Overall SEI" has average 50 and standard deviation 5; an "average" overall SEI is 45 to 55. Component SEIs (e.g. Grade 5 STAAR Reading, PSAT Writing) each have average 50 and standard deviation 10; an "average" component SEI is 40 to 60. Component SEIs are computed only if at least eight test results are available.

# 2018-19 School Effectiveness Index (SEI) Detail

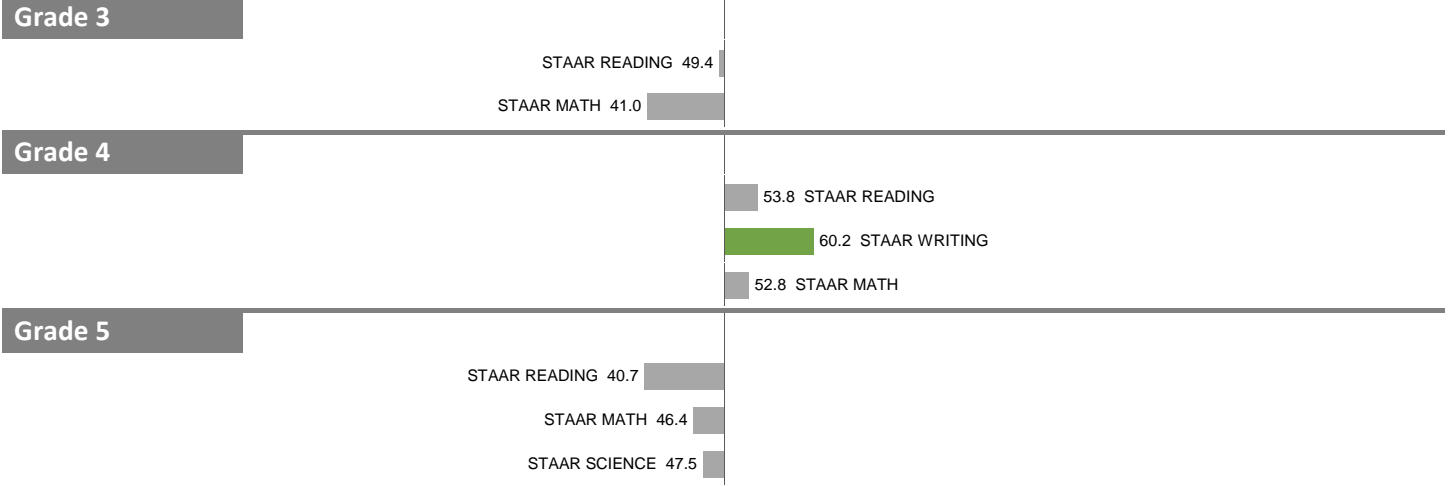
187–NANCY MOSELEY ELEMENTARY SCHOOL

Overall SEI: 49.5

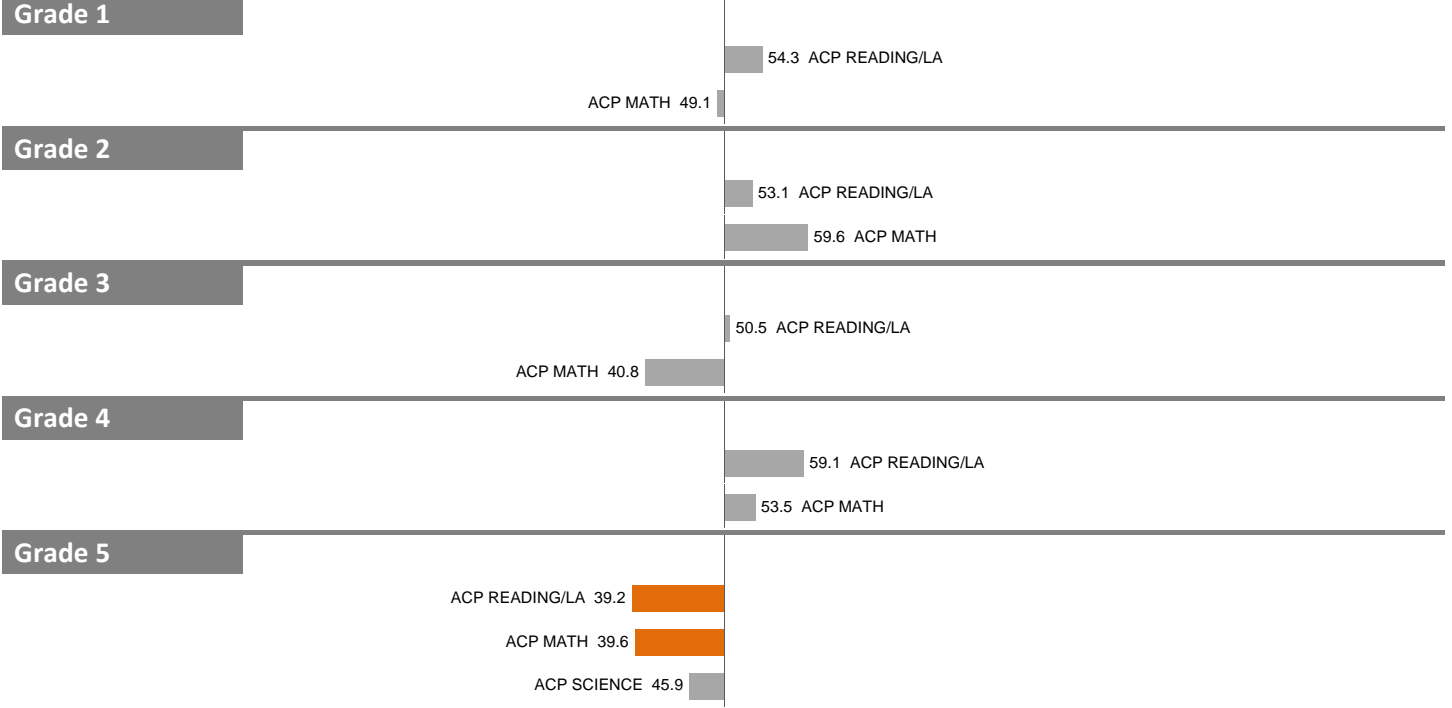
## Norm-Referenced



## STAAR



## Core ACP




NOTES: "Overall SEI" has average 50 and standard deviation 5; an "average" overall SEI is 45 to 55. Component SEIs (e.g. Grade 5 STAAR Reading, PSAT Writing) each have average 50 and standard deviation 10; an "average" component SEI is 40 to 60. Component SEIs are computed only if at least eight test results are available.

# 2018-19 School Effectiveness Index (SEI) Detail


188-MOUNT AUBURN STEAM ACADEMY

Overall SEI: 47.7

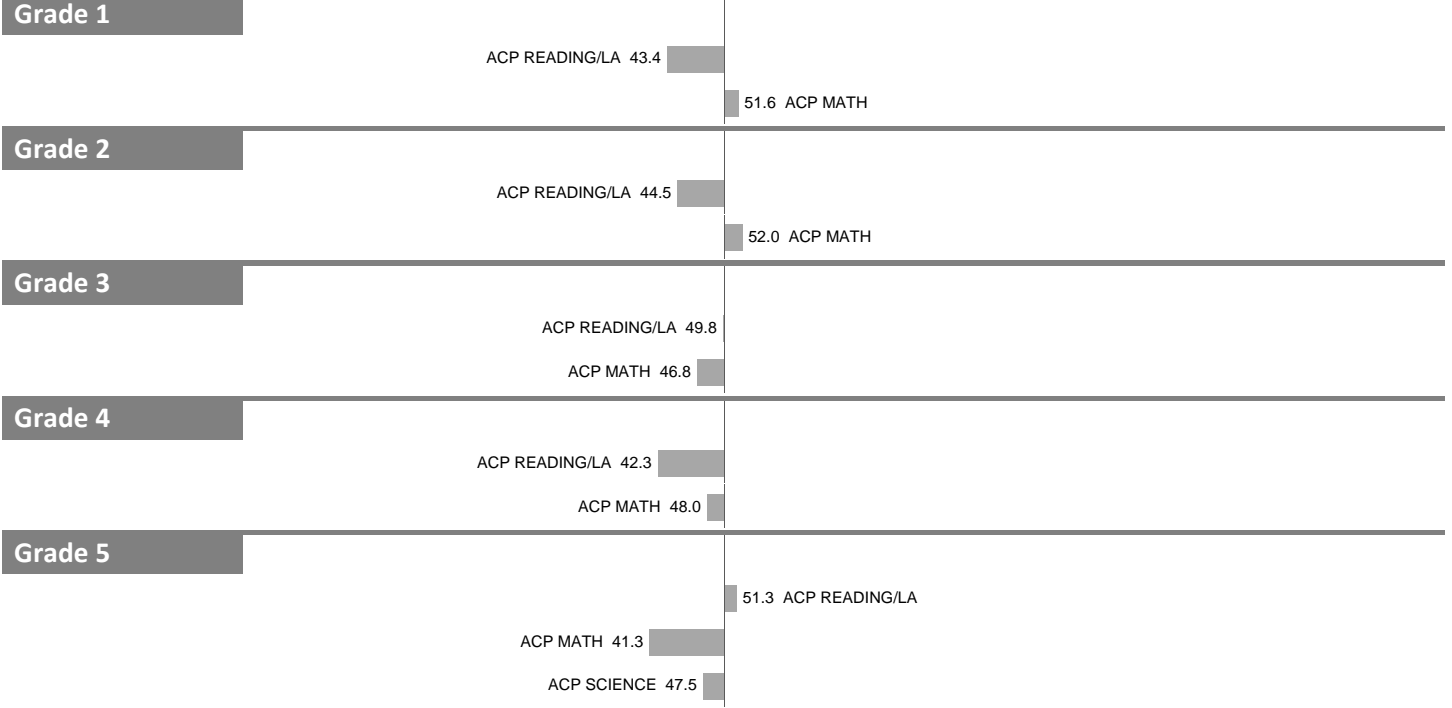
## Norm-Referenced



## STAAR



## Core ACP




NOTES: "Overall SEI" has average 50 and standard deviation 5; an "average" overall SEI is 45 to 55. Component SEIs (e.g. Grade 5 STAAR Reading, PSAT Writing) each have average 50 and standard deviation 10; an "average" component SEI is 40 to 60. Component SEIs are computed only if at least eight test results are available.

# 2018-19 School Effectiveness Index (SEI) Detail

189—CLARA OLIVER ELEMENTARY SCHOOL

Overall SEI: 51.7



NOTES: "Overall SEI" has average 50 and standard deviation 5; an "average" overall SEI is 45 to 55. Component SEIs (e.g. Grade 5 STAAR Reading, PSAT Writing) each have average 50 and standard deviation 10; an "average" component SEI is 40 to 60. Component SEIs are computed only if at least eight test results are available.




# 2018-19 School Effectiveness Index (SEI) Detail


190—GEORGE PEABODY ELEMENTARY SCHOOL

Overall SEI: 52.8

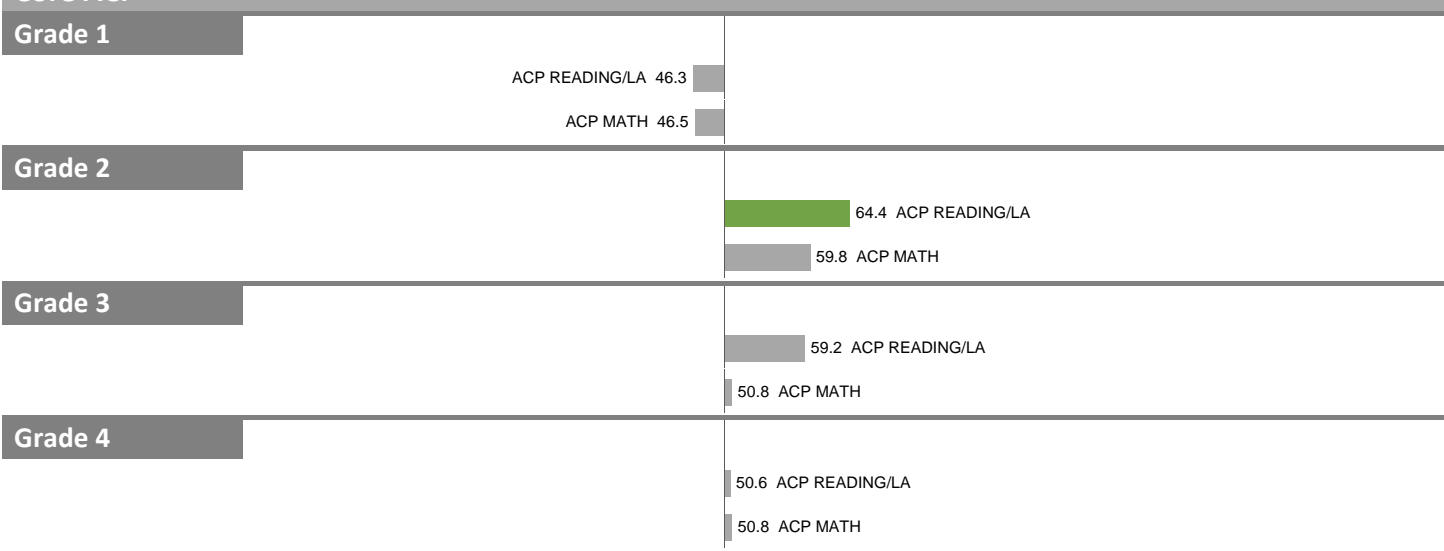
## Norm-Referenced



## STAAR



## Core ACP



NOTES: "Overall SEI" has average 50 and standard deviation 5; an "average" overall SEI is 45 to 55. Component SEIs (e.g. Grade 5 STAAR Reading, PSAT Writing) each have average 50 and standard deviation 10; an "average" component SEI is 40 to 60. Component SEIs are computed only if at least eight test results are available.

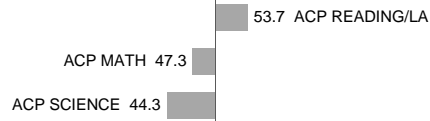
# 2018-19 School Effectiveness Index (SEI) Detail

190—GEORGE PEABODY ELEMENTARY SCHOOL

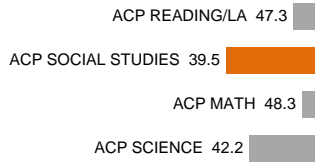
Overall SEI: 52.8

## Core ACP

### Grade 5



### Grade 6



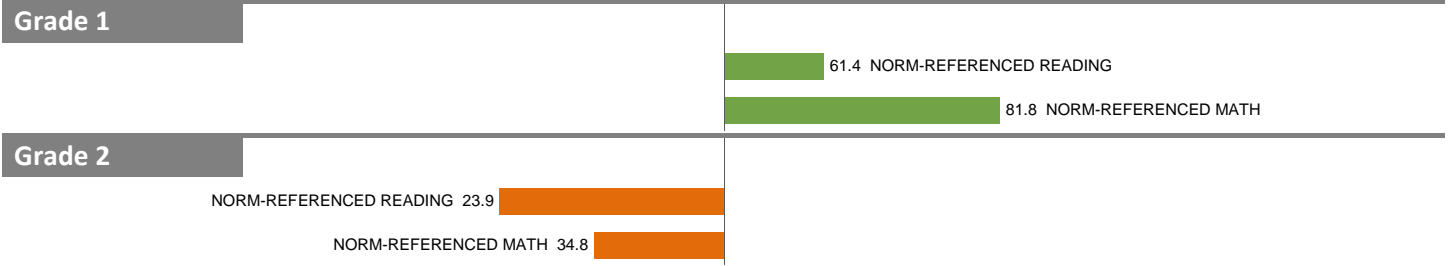
NOTES: "Overall SEI" has average 50 and standard deviation 5; an "average" overall SEI is 45 to 55. Component SEIs (e.g. Grade 5 STAAR Reading, PSAT Writing) each have average 50 and standard deviation 10; an "average" component SEI is 40 to 60. Component SEIs are computed only if at least eight test results are available.

# 2018-19 School Effectiveness Index (SEI) Detail

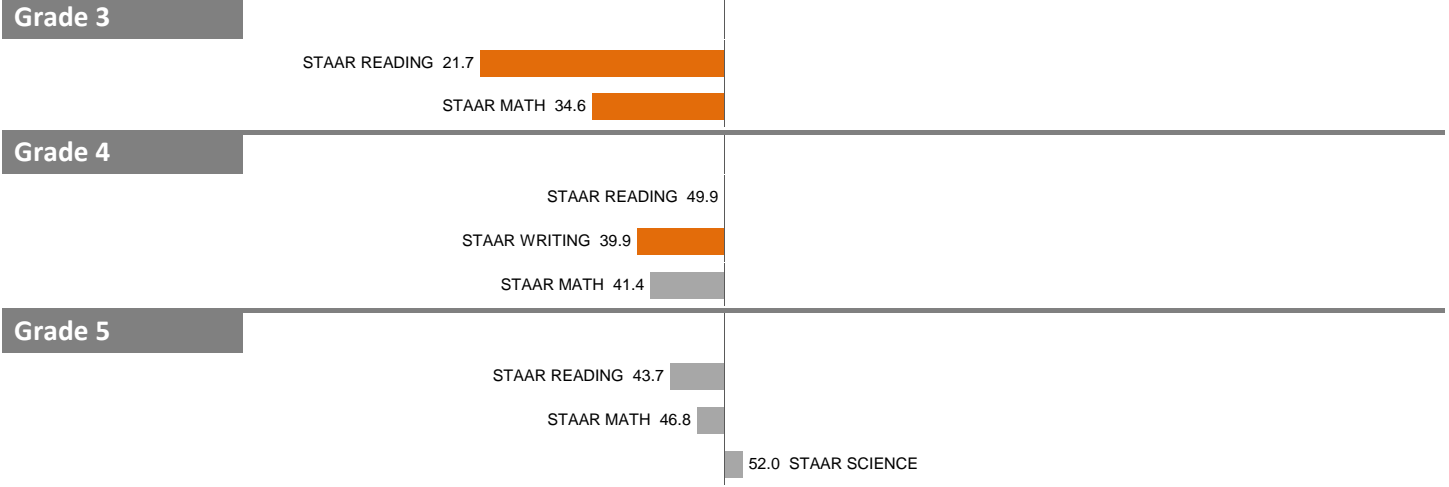
191-ELISHA M. PEASE ELEMENTARY SCHOOL

Overall SEI: 44.6

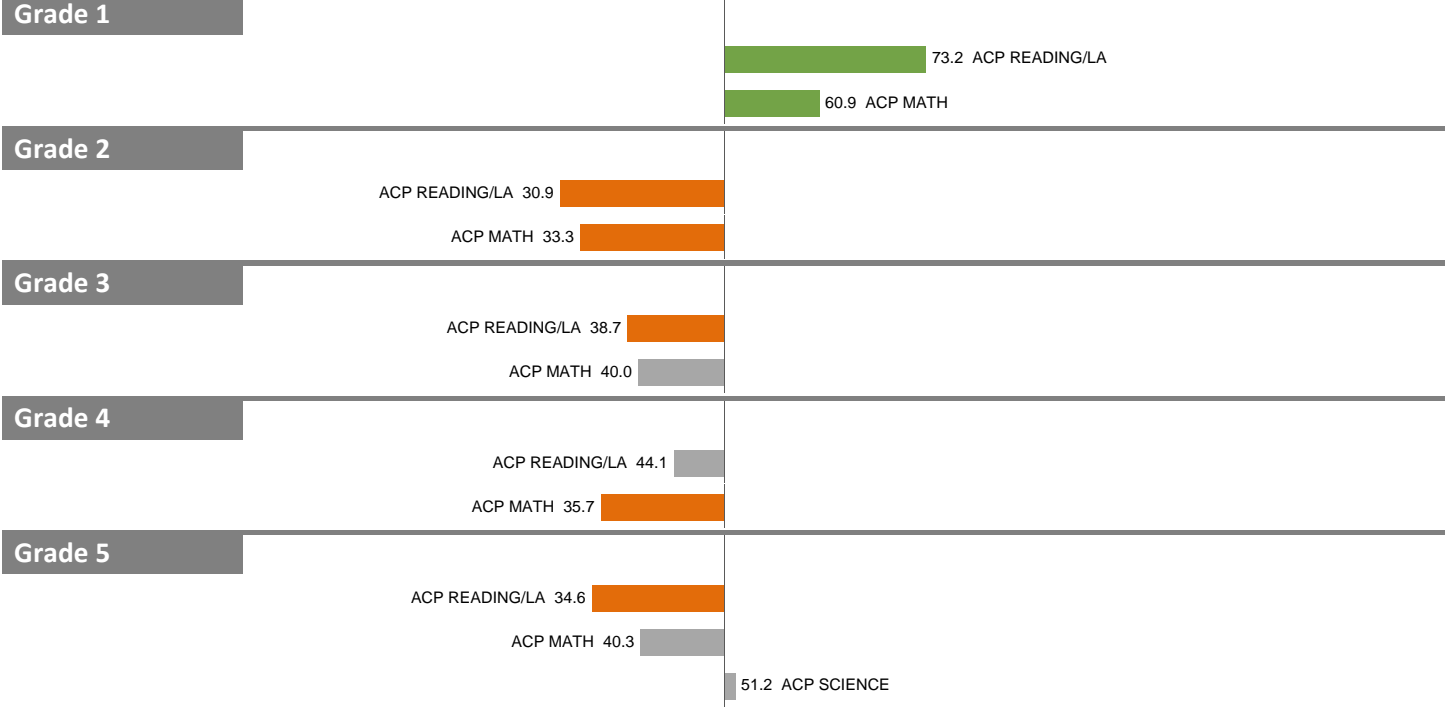
## Norm-Referenced



## STAAR



## Core ACP



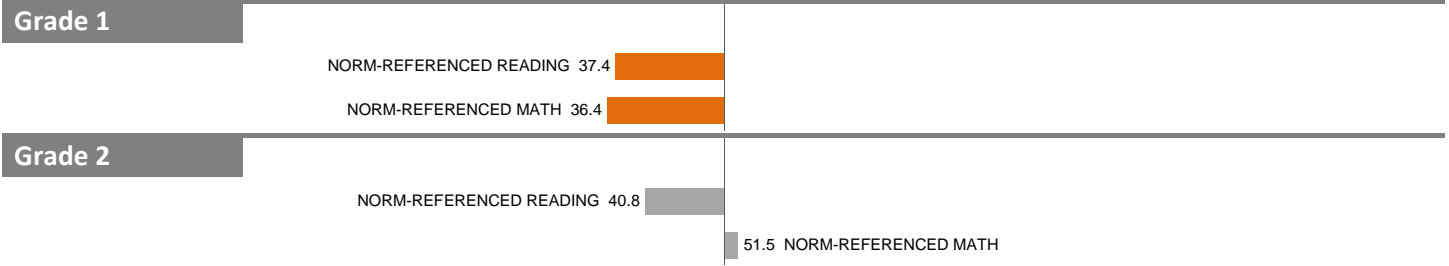
NOTES: "Overall SEI" has average 50 and standard deviation 5; an "average" overall SEI is 45 to 55. Component SEIs (e.g. Grade 5 STAAR Reading, PSAT Writing) each have average 50 and standard deviation 10; an "average" component SEI is 40 to 60. Component SEIs are computed only if at least eight test results are available.

# 2018-19 School Effectiveness Index (SEI) Detail

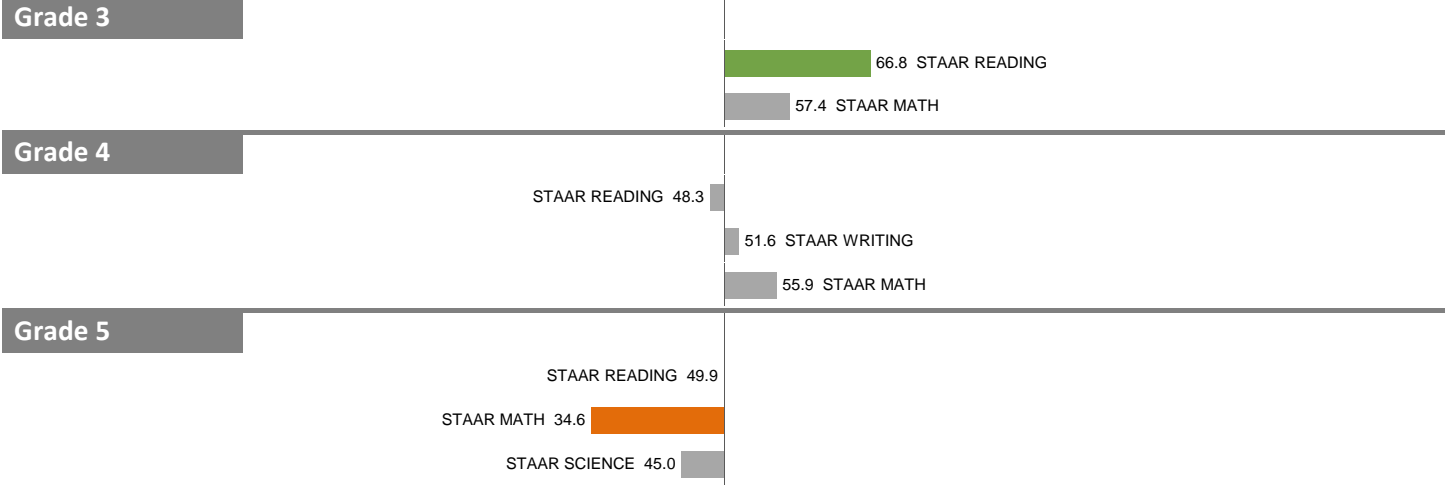
192-JOHN F. PEELER ELEMENTARY SCHOOL

Overall SEI: 47.2

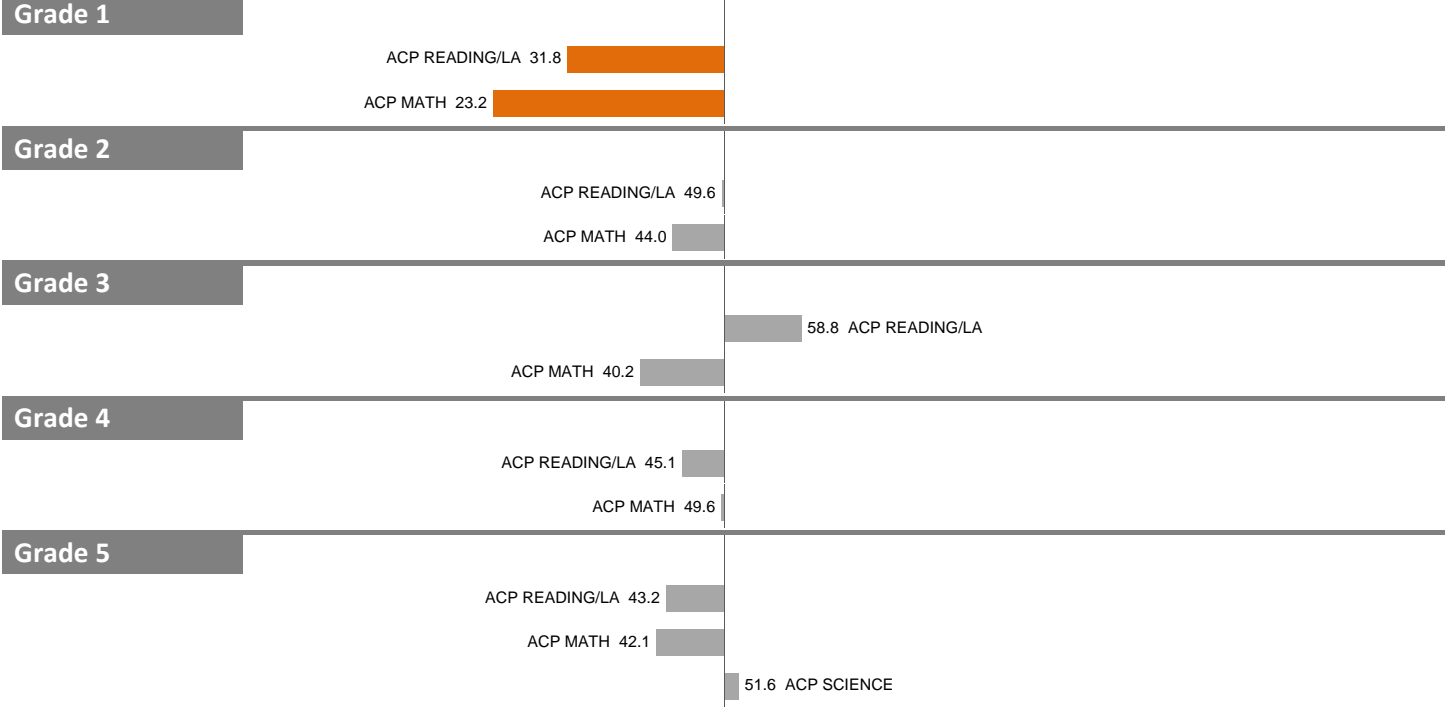
## Norm-Referenced



## STAAR



## Core ACP




NOTES: "Overall SEI" has average 50 and standard deviation 5; an "average" overall SEI is 45 to 55. Component SEIs (e.g. Grade 5 STAAR Reading, PSAT Writing) each have average 50 and standard deviation 10; an "average" component SEI is 40 to 60. Component SEIs are computed only if at least eight test results are available.

# 2018-19 School Effectiveness Index (SEI) Detail

193—JOHN J. PERSHING ELEMENTARY SCHOOL

Overall SEI: 53.1



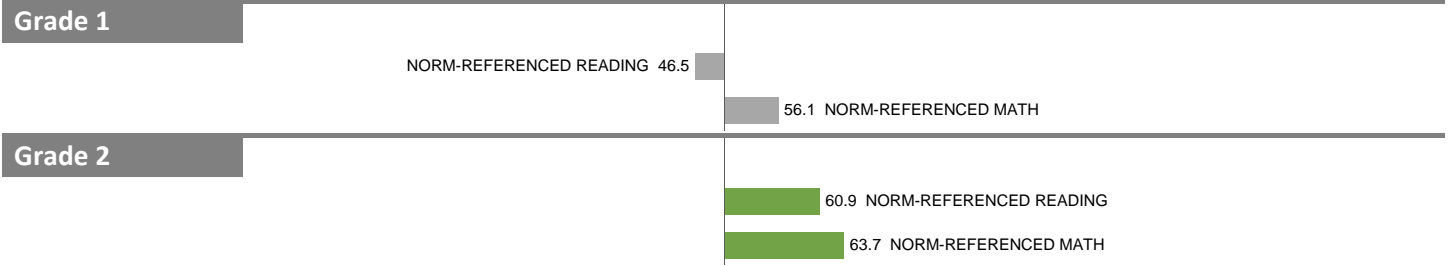
NOTES: "Overall SEI" has average 50 and standard deviation 5; an "average" overall SEI is 45 to 55. Component SEIs (e.g. Grade 5 STAAR Reading, PSAT Writing) each have average 50 and standard deviation 10; an "average" component SEI is 40 to 60. Component SEIs are computed only if at least eight test results are available.

# 2018-19 School Effectiveness Index (SEI) Detail


194-K.B. POLK ELEMENTARY SCHOOL

Overall SEI: 48.7

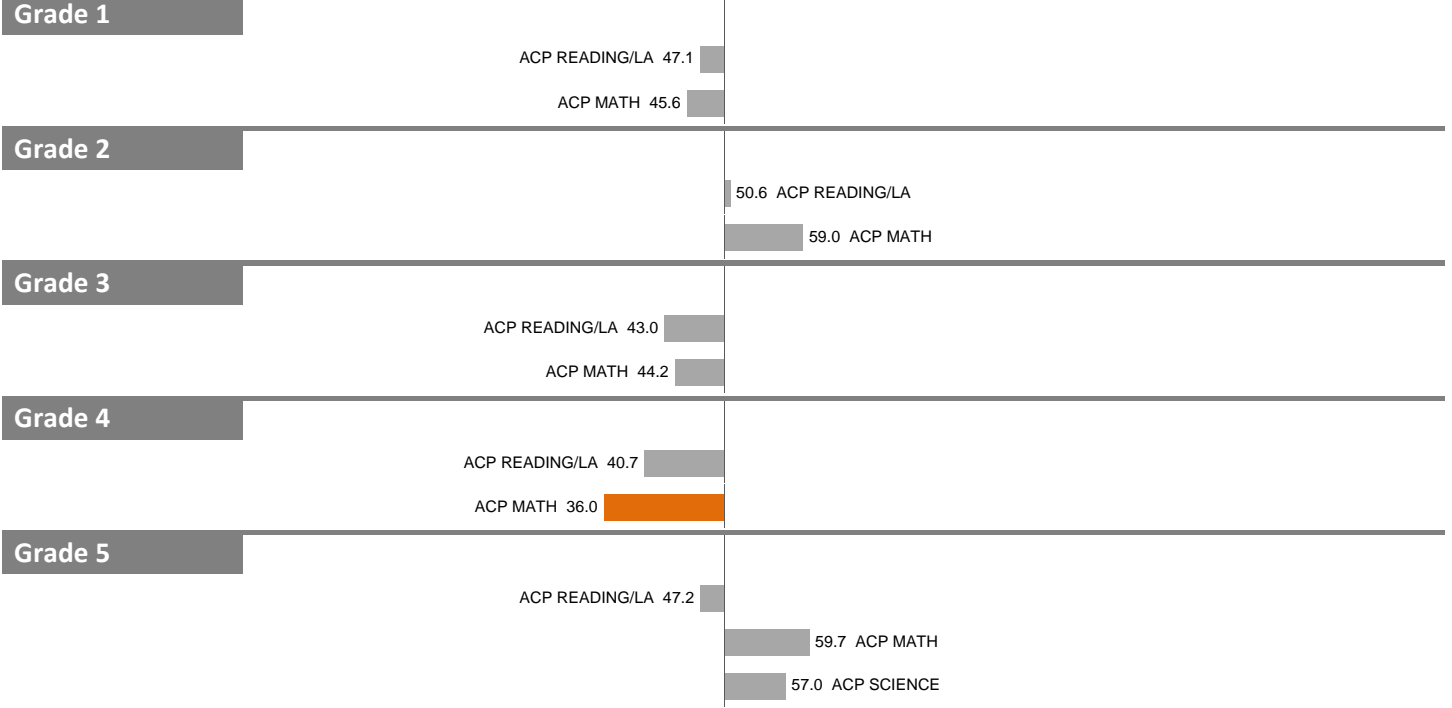
## Norm-Referenced



## STAAR



## Core ACP



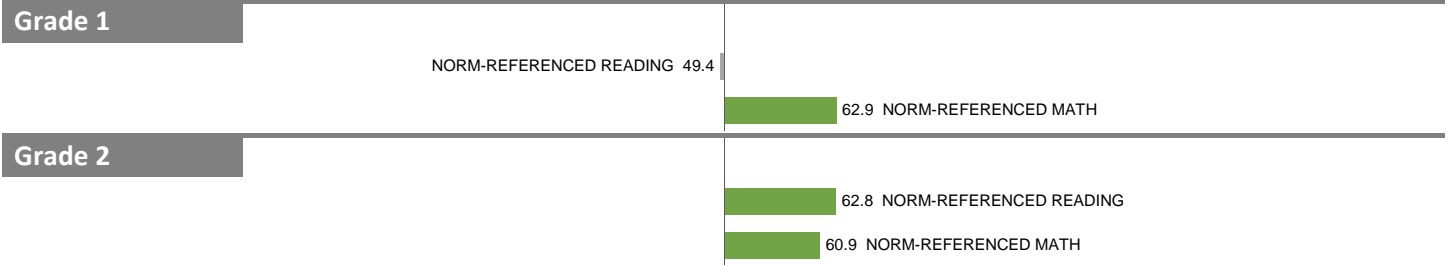
NOTES: "Overall SEI" has average 50 and standard deviation 5; an "average" overall SEI is 45 to 55. Component SEIs (e.g. Grade 5 STAAR Reading, PSAT Writing) each have average 50 and standard deviation 10; an "average" component SEI is 40 to 60. Component SEIs are computed only if at least eight test results are available.

# 2018-19 School Effectiveness Index (SEI) Detail

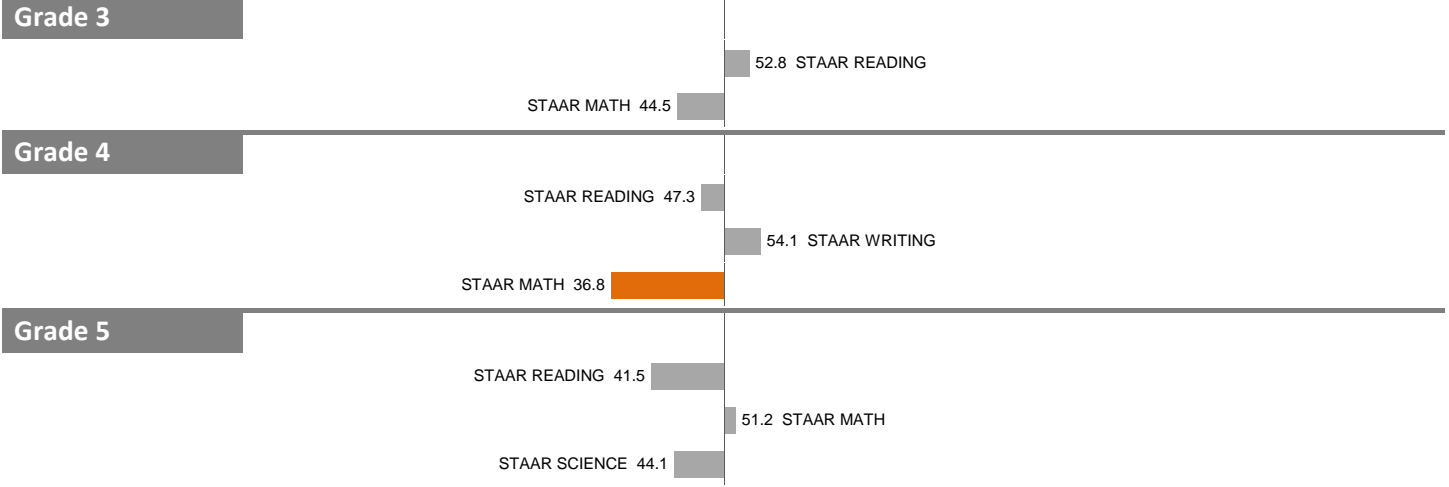
195—PRESTON HOLLOW ELEMENTARY SCHOOL

Overall SEI: 50.3


## Norm-Referenced



## STAAR



## Core ACP




NOTES: "Overall SEI" has average 50 and standard deviation 5; an "average" overall SEI is 45 to 55. Component SEIs (e.g. Grade 5 STAAR Reading, PSAT Writing) each have average 50 and standard deviation 10; an "average" component SEI is 40 to 60. Component SEIs are computed only if at least eight test results are available.

# 2018-19 School Effectiveness Index (SEI) Detail

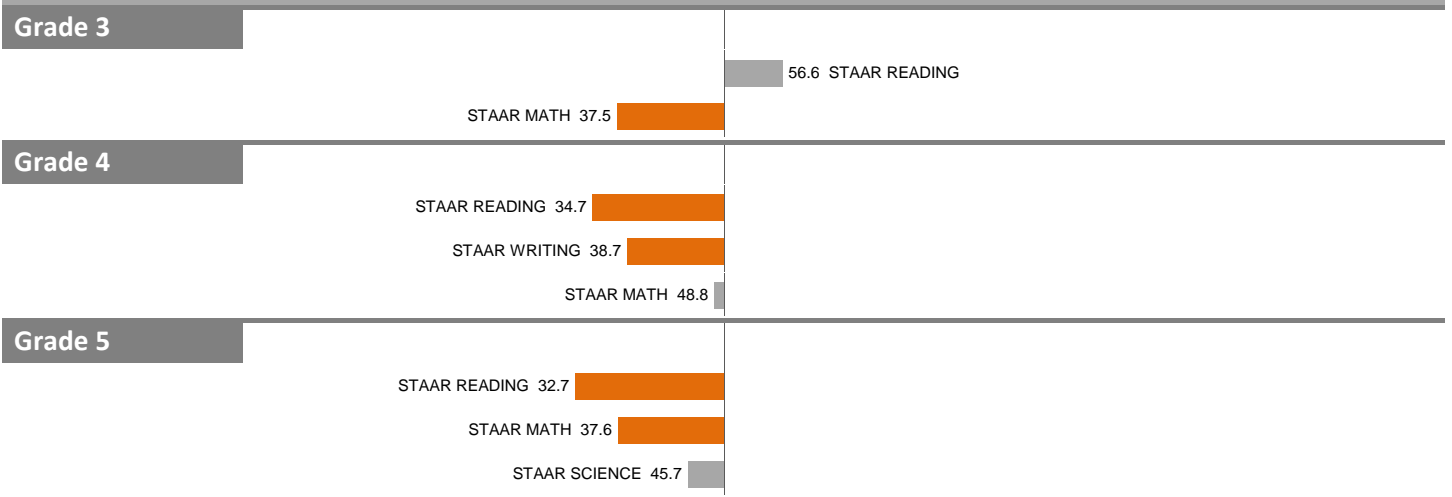
197-JOHN H. REAGAN ELEMENTARY SCHOOL

Overall SEI: 44.7

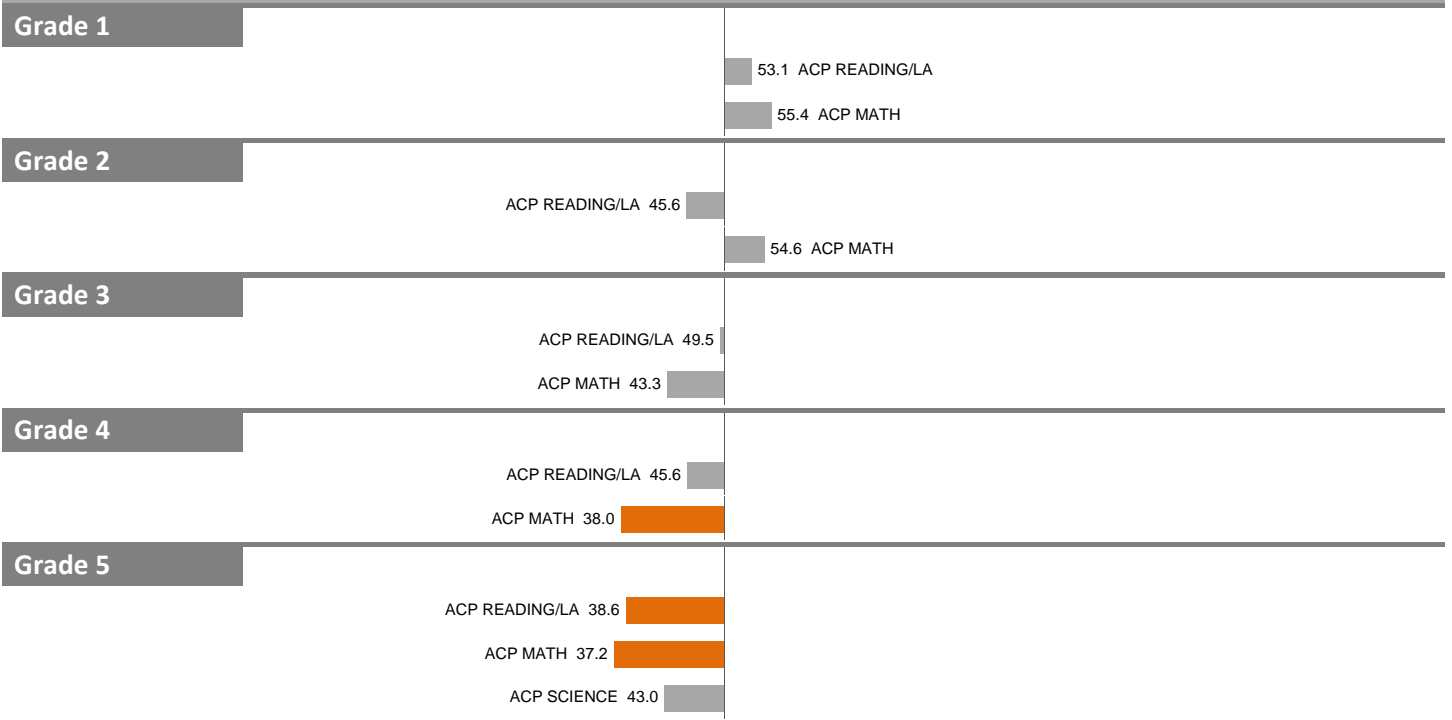
## Norm-Referenced



## STAAR



## Core ACP




NOTES: "Overall SEI" has average 50 and standard deviation 5; an "average" overall SEI is 45 to 55. Component SEIs (e.g. Grade 5 STAAR Reading, PSAT Writing) each have average 50 and standard deviation 10; an "average" component SEI is 40 to 60. Component SEIs are computed only if at least eight test results are available.



# 2018-19 School Effectiveness Index (SEI) Detail

198—MARTHA TURNER REILLY ELEMENTARY SCHOOL

Overall SEI: 55.5



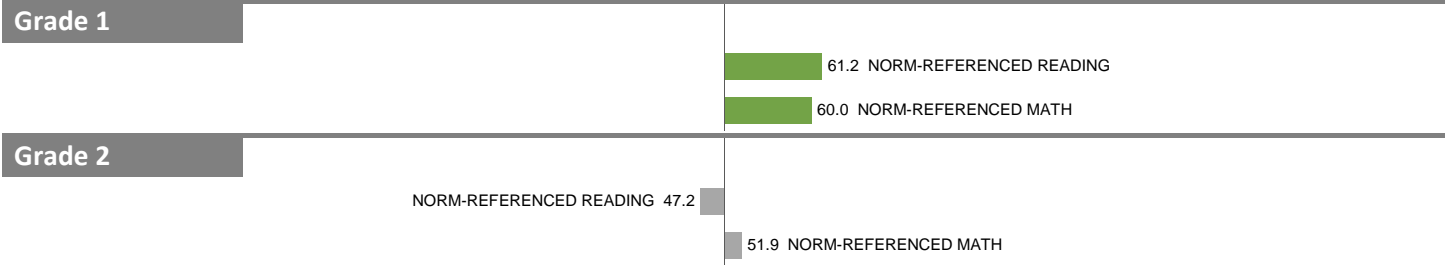
NOTES: "Overall SEI" has average 50 and standard deviation 5; an "average" overall SEI is 45 to 55. Component SEIs (e.g. Grade 5 STAAR Reading, PSAT Writing) each have average 50 and standard deviation 10; an "average" component SEI is 40 to 60. Component SEIs are computed only if at least eight test results are available.

# 2018-19 School Effectiveness Index (SEI) Detail


199—REINHARDT ELEMENTARY SCHOOL

Overall SEI: 50.1

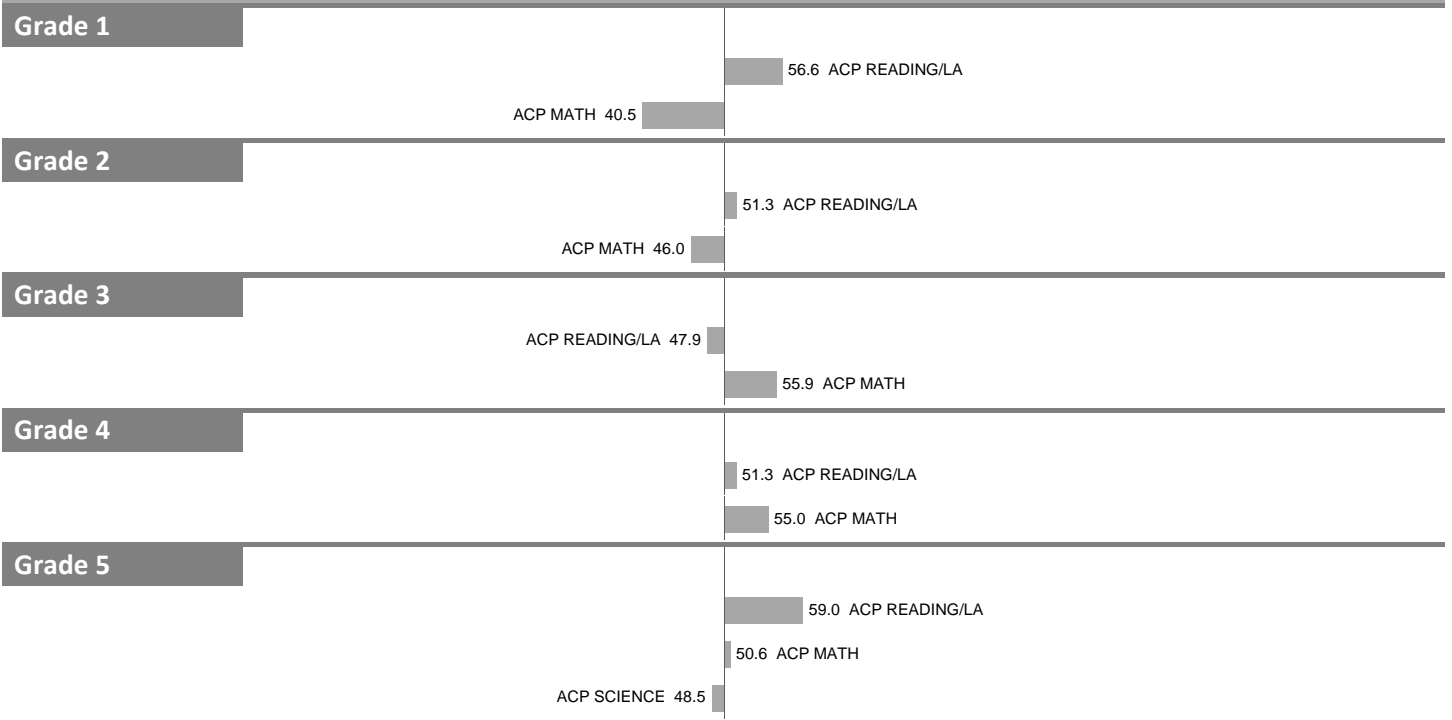
## Norm-Referenced



## STAAR



## Core ACP




NOTES: "Overall SEI" has average 50 and standard deviation 5; an "average" overall SEI is 45 to 55. Component SEIs (e.g. Grade 5 STAAR Reading, PSAT Writing) each have average 50 and standard deviation 10; an "average" component SEI is 40 to 60. Component SEIs are computed only if at least eight test results are available.

# 2018-19 School Effectiveness Index (SEI) Detail

200-JOSEPH J. RHOADS LEARNING CENTER

Overall SEI: 48.1



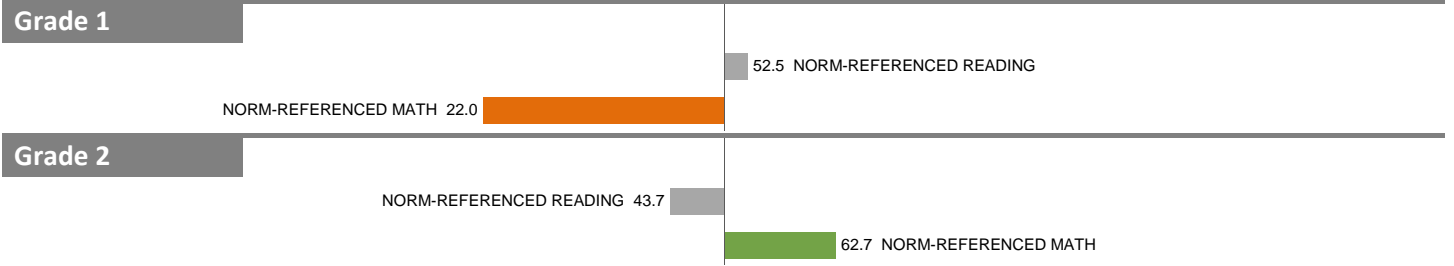
NOTES: "Overall SEI" has average 50 and standard deviation 5; an "average" overall SEI is 45 to 55. Component SEIs (e.g. Grade 5 STAAR Reading, PSAT Writing) each have average 50 and standard deviation 10; an "average" component SEI is 40 to 60. Component SEIs are computed only if at least eight test results are available.

# 2018-19 School Effectiveness Index (SEI) Detail

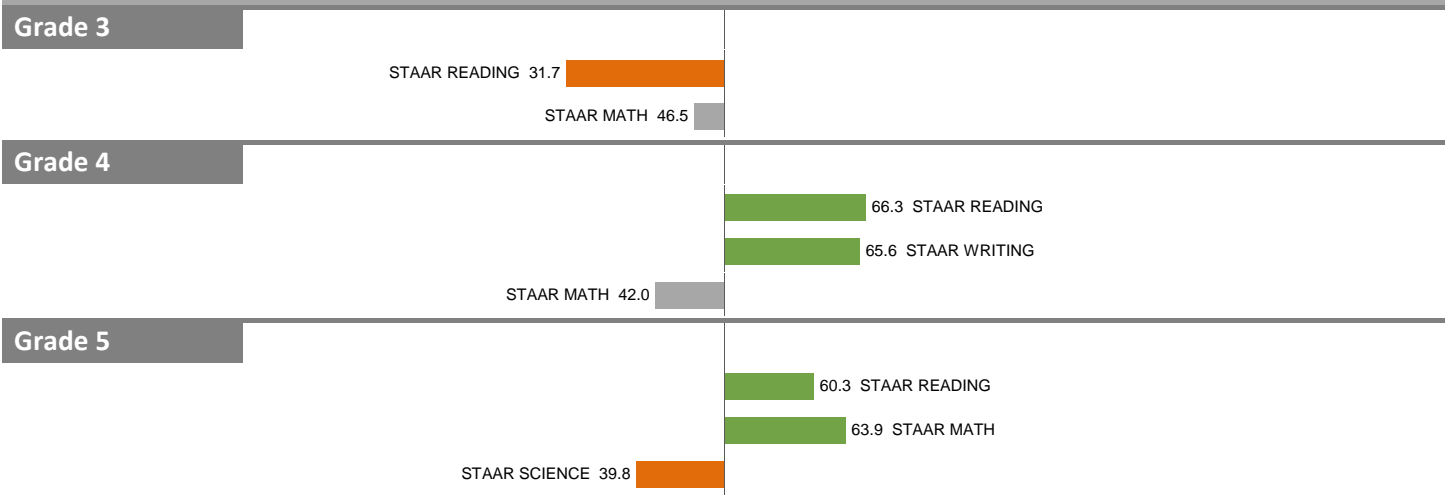
201-CHARLES RICE LEARNING CENTER

Overall SEI: 51.3


## Norm-Referenced



## STAAR



## Core ACP



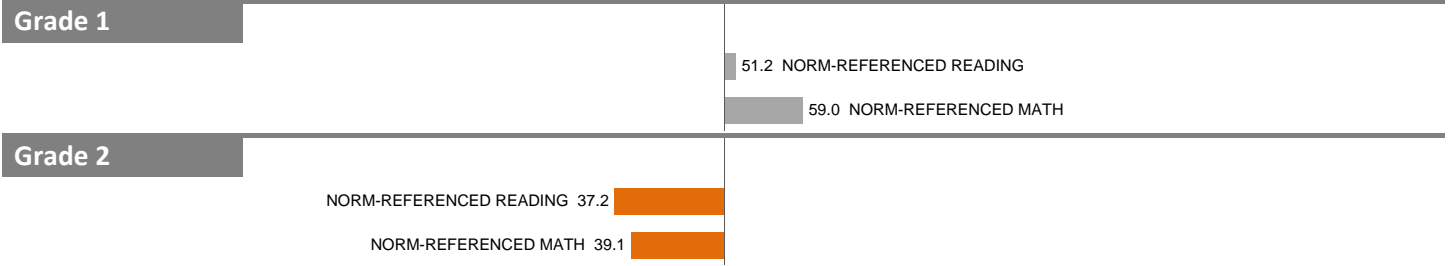
NOTES: "Overall SEI" has average 50 and standard deviation 5; an "average" overall SEI is 45 to 55. Component SEIs (e.g. Grade 5 STAAR Reading, PSAT Writing) each have average 50 and standard deviation 10; an "average" component SEI is 40 to 60. Component SEIs are computed only if at least eight test results are available.

# 2018-19 School Effectiveness Index (SEI) Detail

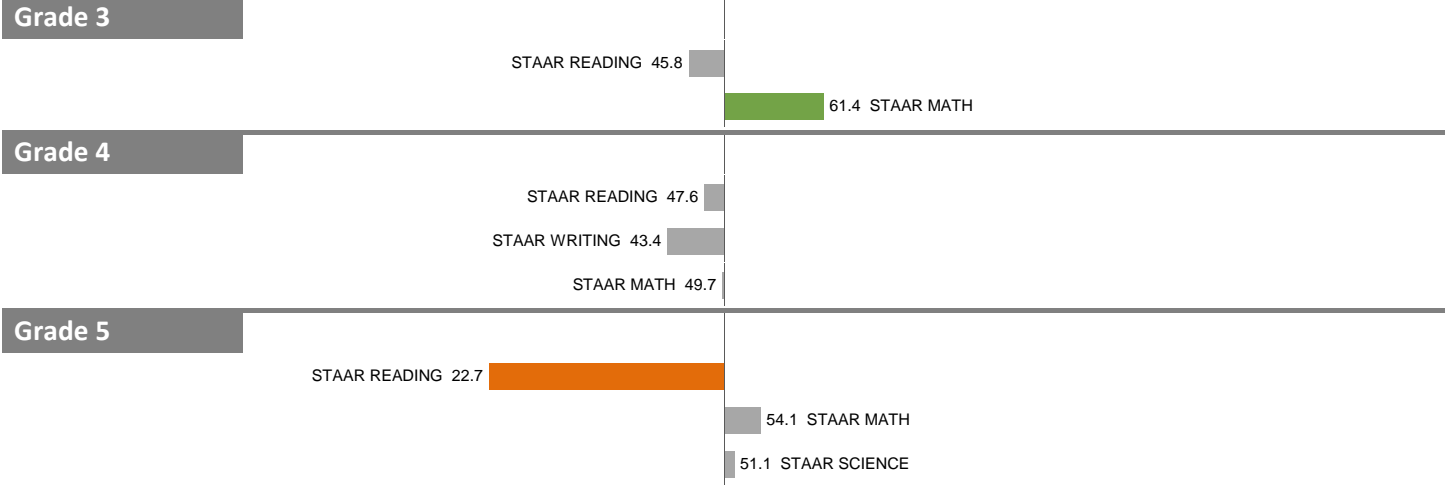
202-ORAN M. ROBERTS ELEMENTARY SCHOOL

Overall SEI: 46.4

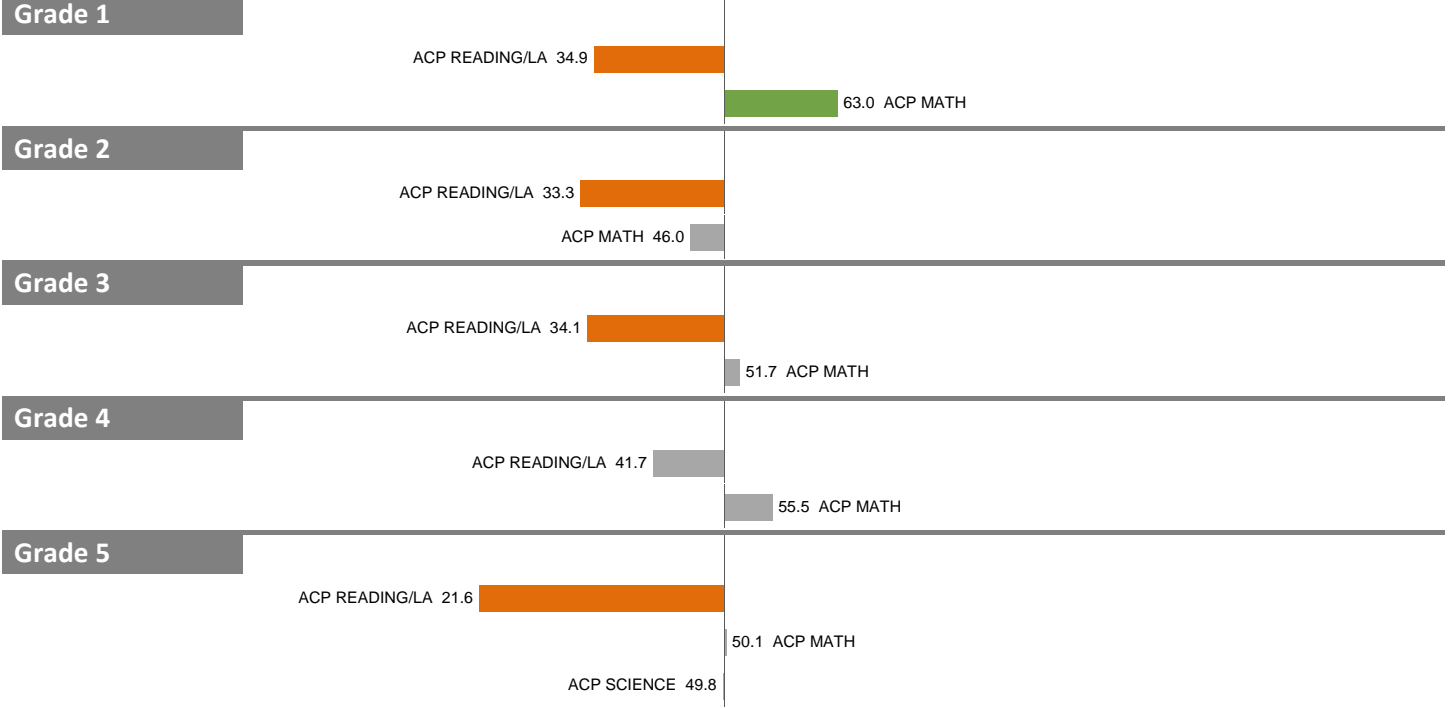
## Norm-Referenced



## STAAR



## Core ACP




NOTES: "Overall SEI" has average 50 and standard deviation 5; an "average" overall SEI is 45 to 55. Component SEIs (e.g. Grade 5 STAAR Reading, PSAT Writing) each have average 50 and standard deviation 10; an "average" component SEI is 40 to 60. Component SEIs are computed only if at least eight test results are available.

# 2018-19 School Effectiveness Index (SEI) Detail

203–DAN D. ROGERS ELEMENTARY SCHOOL

Overall SEI: 48.4

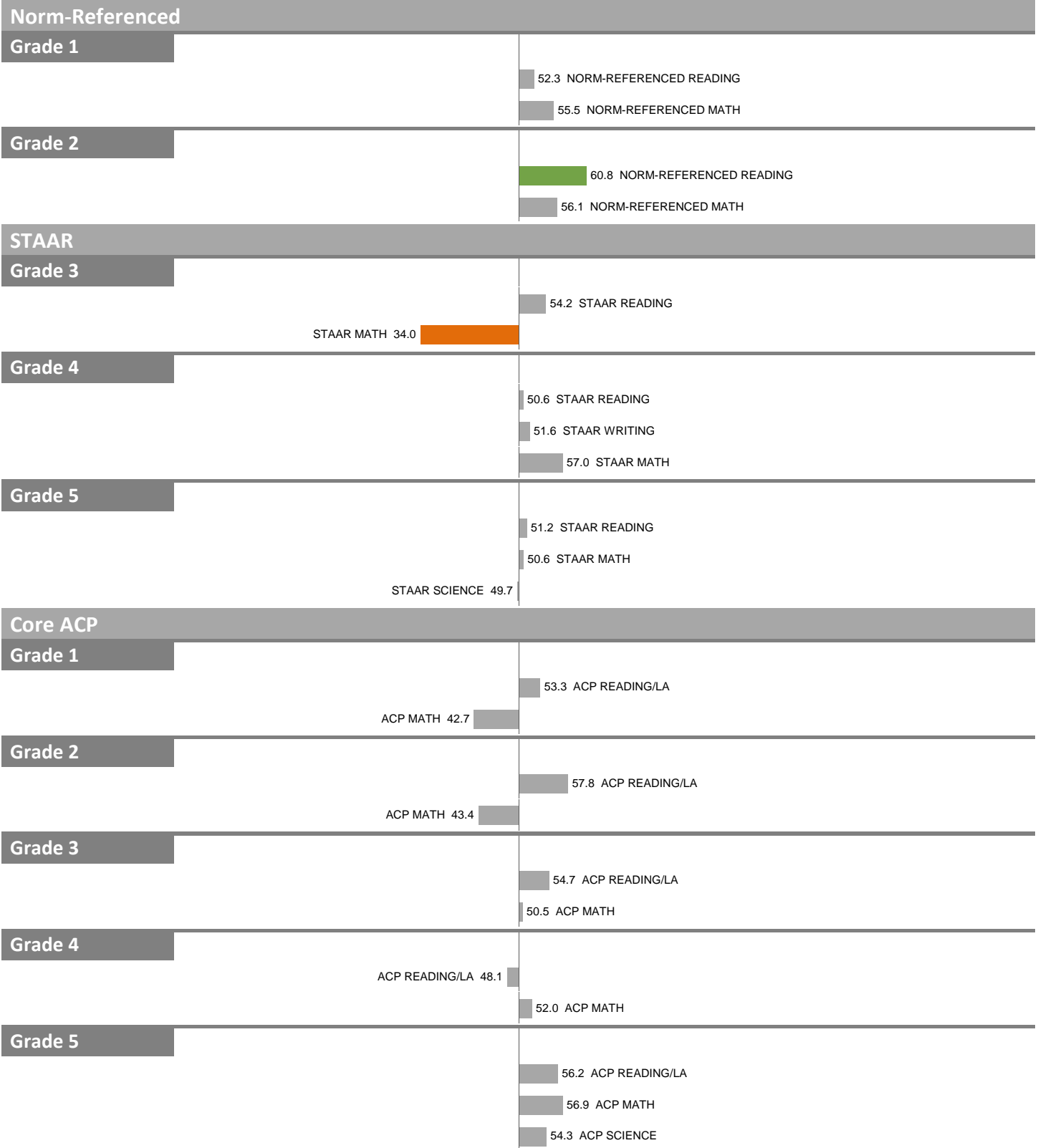


NOTES: "Overall SEI" has average 50 and standard deviation 5; an "average" overall SEI is 45 to 55. Component SEIs (e.g. Grade 5 STAAR Reading, PSAT Writing) each have average 50 and standard deviation 10; an "average" component SEI is 40 to 60. Component SEIs are computed only if at least eight test results are available.

# 2018-19 School Effectiveness Index (SEI) Detail

204-ROSEMONT ELEMENTARY AND INTERNATIONAL LANGUAGE PREP

Overall SEI: 51.6



NOTES: "Overall SEI" has average 50 and standard deviation 5; an "average" overall SEI is 45 to 55. Component SEIs (e.g. Grade 5 STAAR Reading, PSAT Writing) each have average 50 and standard deviation 10; an "average" component SEI is 40 to 60. Component SEIs are computed only if at least eight test results are available.

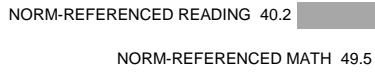
# 2018-19 School Effectiveness Index (SEI) Detail

205—CLINTON P. RUSSELL ELEMENTARY SCHOOL

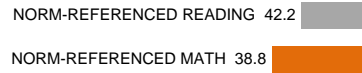
Overall SEI: 46.0

## Norm-Referenced

### Grade 1

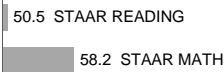


### Grade 2

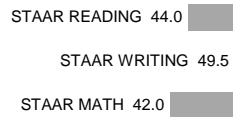


## STAAR


### Grade 3



### Grade 4

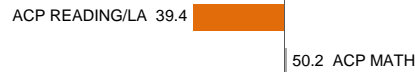


### Grade 5

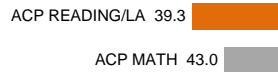


## Core ACP

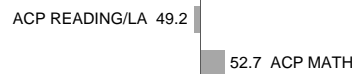
### Grade 1



### Grade 2



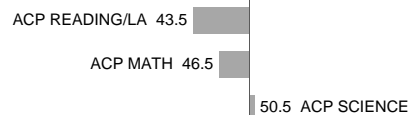
### Grade 3



### Grade 4



### Grade 5




NOTES: "Overall SEI" has average 50 and standard deviation 5; an "average" overall SEI is 45 to 55. Component SEIs (e.g. Grade 5 STAAR Reading, PSAT Writing) each have average 50 and standard deviation 10; an "average" component SEI is 40 to 60. Component SEIs are computed only if at least eight test results are available.



# 2018-19 School Effectiveness Index (SEI) Detail

206-ALEX SANGER PREPARATORY SCHOOL

Overall SEI: 52.7

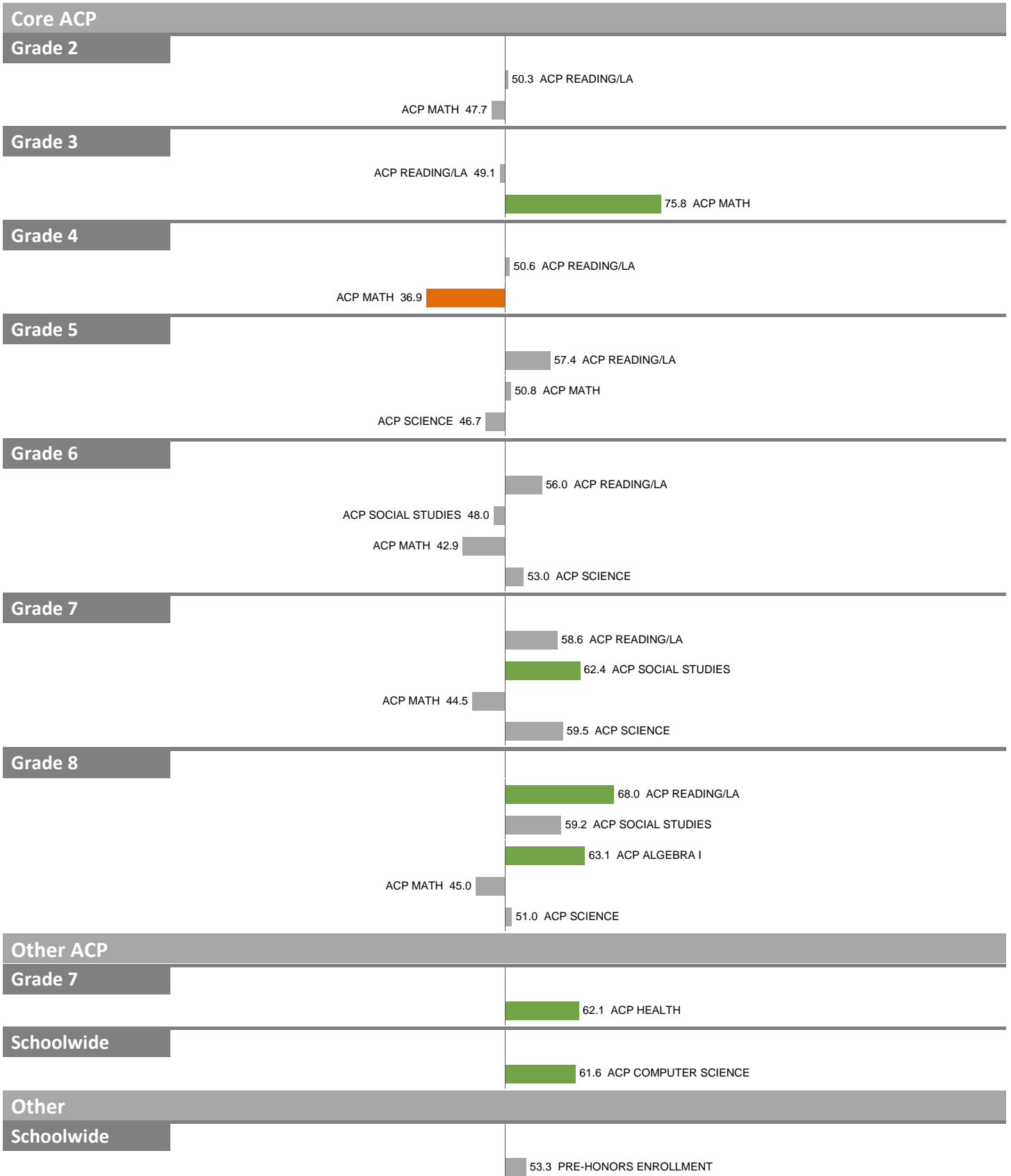


NOTES: "Overall SEI" has average 50 and standard deviation 5; an "average" overall SEI is 45 to 55. Component SEIs (e.g. Grade 5 STAAR Reading, PSAT Writing) each have average 50 and standard deviation 10; an "average" component SEI is 40 to 60. Component SEIs are computed only if at least eight test results are available.

# 2018-19 School Effectiveness Index (SEI) Detail

206—ALEX SANGER PREPARATORY SCHOOL

Overall SEI: 52.7




NOTES: "Overall SEI" has average 50 and standard deviation 5; an "average" overall SEI is 45 to 55. Component SEIs (e.g. Grade 5 STAAR Reading, PSAT Writing) each have average 50 and standard deviation 10; an "average" component SEI is 40 to 60. Component SEIs are computed only if at least eight test results are available.

# 2018-19 School Effectiveness Index (SEI) Detail


207-SAN JACINTO ELEMENTARY SCHOOL

Overall SEI: 45.3

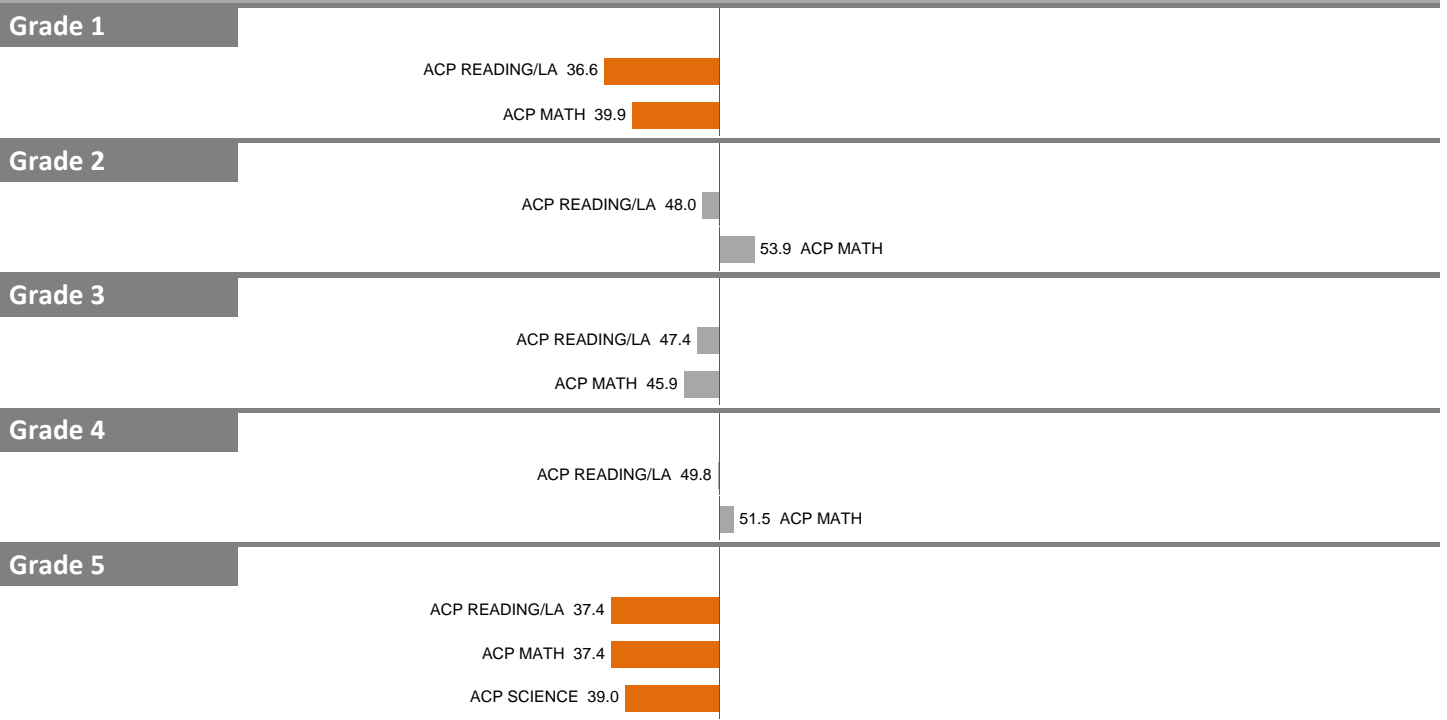
## Norm-Referenced



## STAAR



## Core ACP



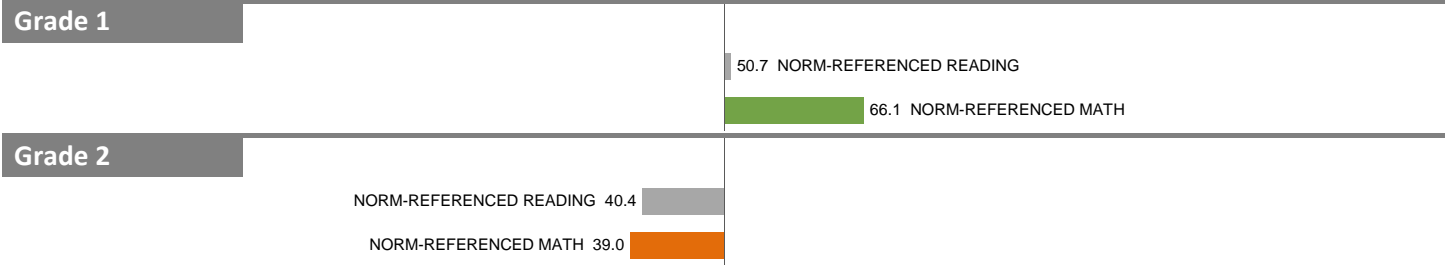
NOTES: "Overall SEI" has average 50 and standard deviation 5; an "average" overall SEI is 45 to 55. Component SEIs (e.g. Grade 5 STAAR Reading, PSAT Writing) each have average 50 and standard deviation 10; an "average" component SEI is 40 to 60. Component SEIs are computed only if at least eight test results are available.

# 2018-19 School Effectiveness Index (SEI) Detail


208-SEAGOVILLE ELEMENTARY SCHOOL

Overall SEI: 44.7


## Norm-Referenced



## STAAR



## Core ACP

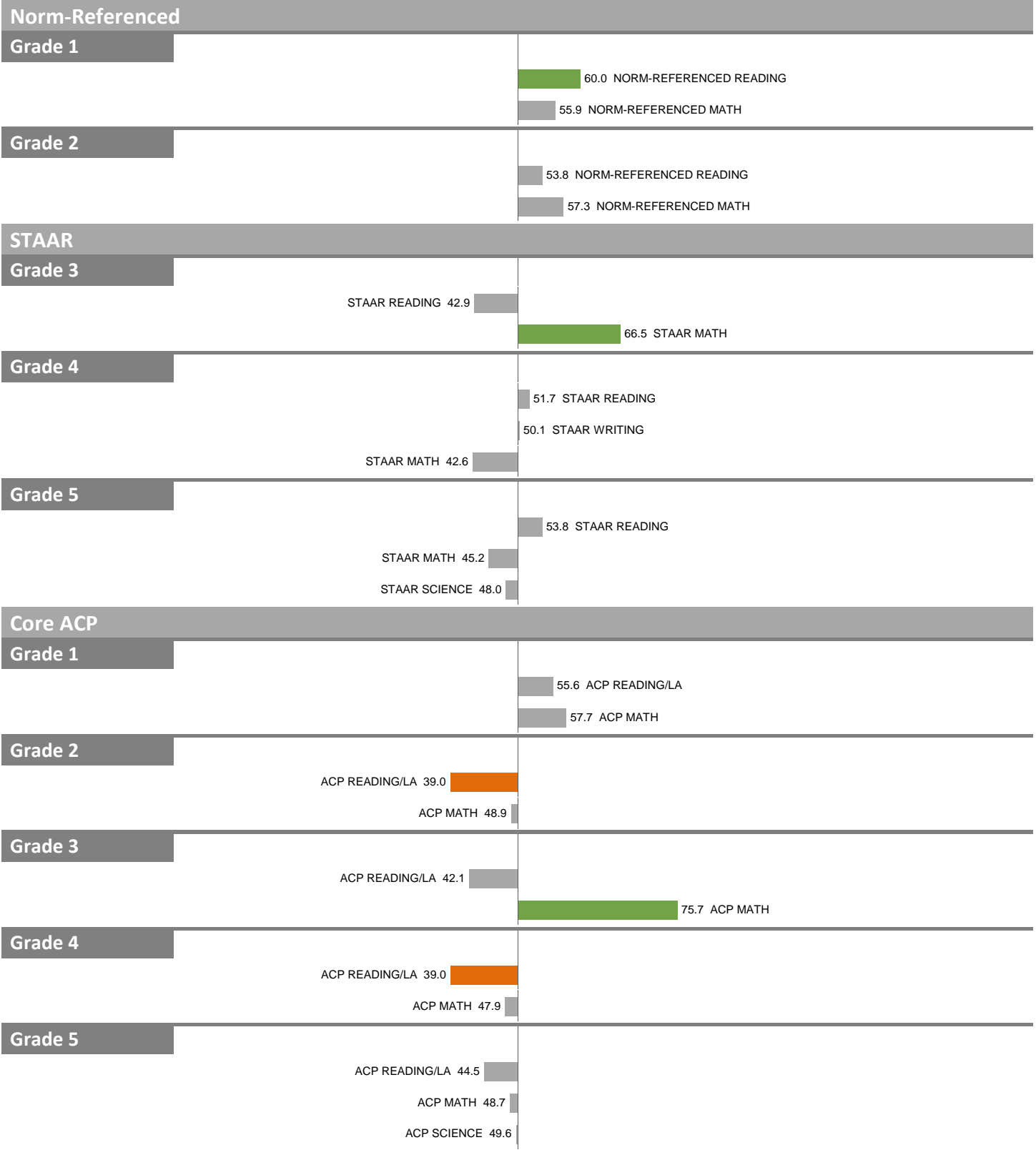


NOTES: "Overall SEI" has average 50 and standard deviation 5; an "average" overall SEI is 45 to 55. Component SEIs (e.g. Grade 5 STAAR Reading, PSAT Writing) each have average 50 and standard deviation 10; an "average" component SEI is 40 to 60. Component SEIs are computed only if at least eight test results are available.

# 2018-19 School Effectiveness Index (SEI) Detail

209-ASCHER SILBERSTEIN ELEMENTARY SCHOOL

Overall SEI: 51.6




NOTES: "Overall SEI" has average 50 and standard deviation 5; an "average" overall SEI is 45 to 55. Component SEIs (e.g. Grade 5 STAAR Reading, PSAT Writing) each have average 50 and standard deviation 10; an "average" component SEI is 40 to 60. Component SEIs are computed only if at least eight test results are available.

# 2018-19 School Effectiveness Index (SEI) Detail

210-LESLIE A. STEMMONS ELEMENTARY SCHOOL

Overall SEI: 51.3




NOTES: "Overall SEI" has average 50 and standard deviation 5; an "average" overall SEI is 45 to 55. Component SEIs (e.g. Grade 5 STAAR Reading, PSAT Writing) each have average 50 and standard deviation 10; an "average" component SEI is 40 to 60. Component SEIs are computed only if at least eight test results are available.

# 2018-19 School Effectiveness Index (SEI) Detail

211–STEVENS PARK ELEMENTARY SCHOOL

Overall SEI: 47.7




NOTES: "Overall SEI" has average 50 and standard deviation 5; an "average" overall SEI is 45 to 55. Component SEIs (e.g. Grade 5 STAAR Reading, PSAT Writing) each have average 50 and standard deviation 10; an "average" component SEI is 40 to 60. Component SEIs are computed only if at least eight test results are available.

# 2018-19 School Effectiveness Index (SEI) Detail

211–STEVENS PARK ELEMENTARY SCHOOL

Overall SEI: 47.7



NOTES: "Overall SEI" has average 50 and standard deviation 5; an "average" overall SEI is 45 to 55. Component SEIs (e.g. Grade 5 STAAR Reading, PSAT Writing) each have average 50 and standard deviation 10; an "average" component SEI is 40 to 60. Component SEIs are computed only if at least eight test results are available.

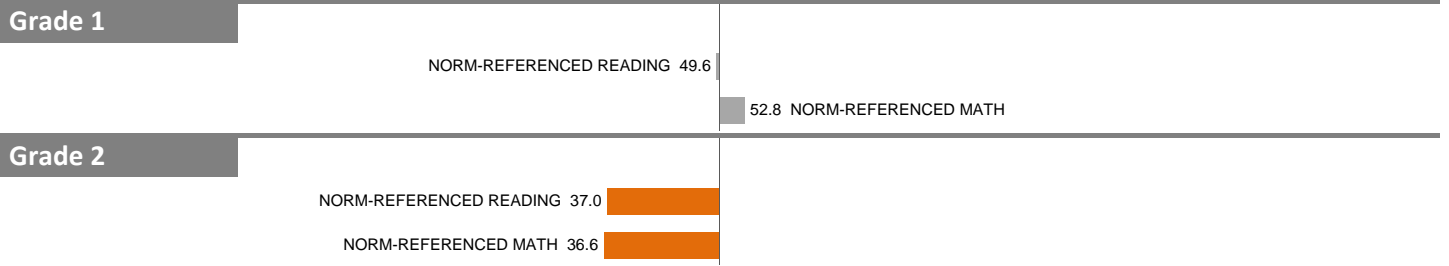


# 2018-19 School Effectiveness Index (SEI) Detail

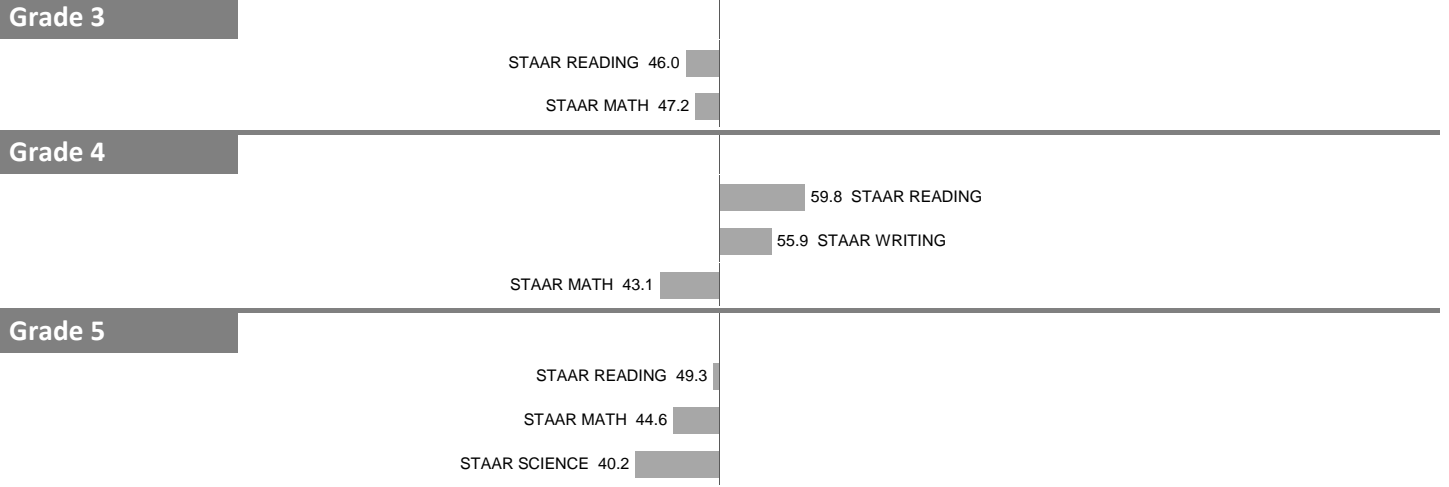
213–T.G. TERRY ELEMENTARY SCHOOL

Overall SEI: 47.0

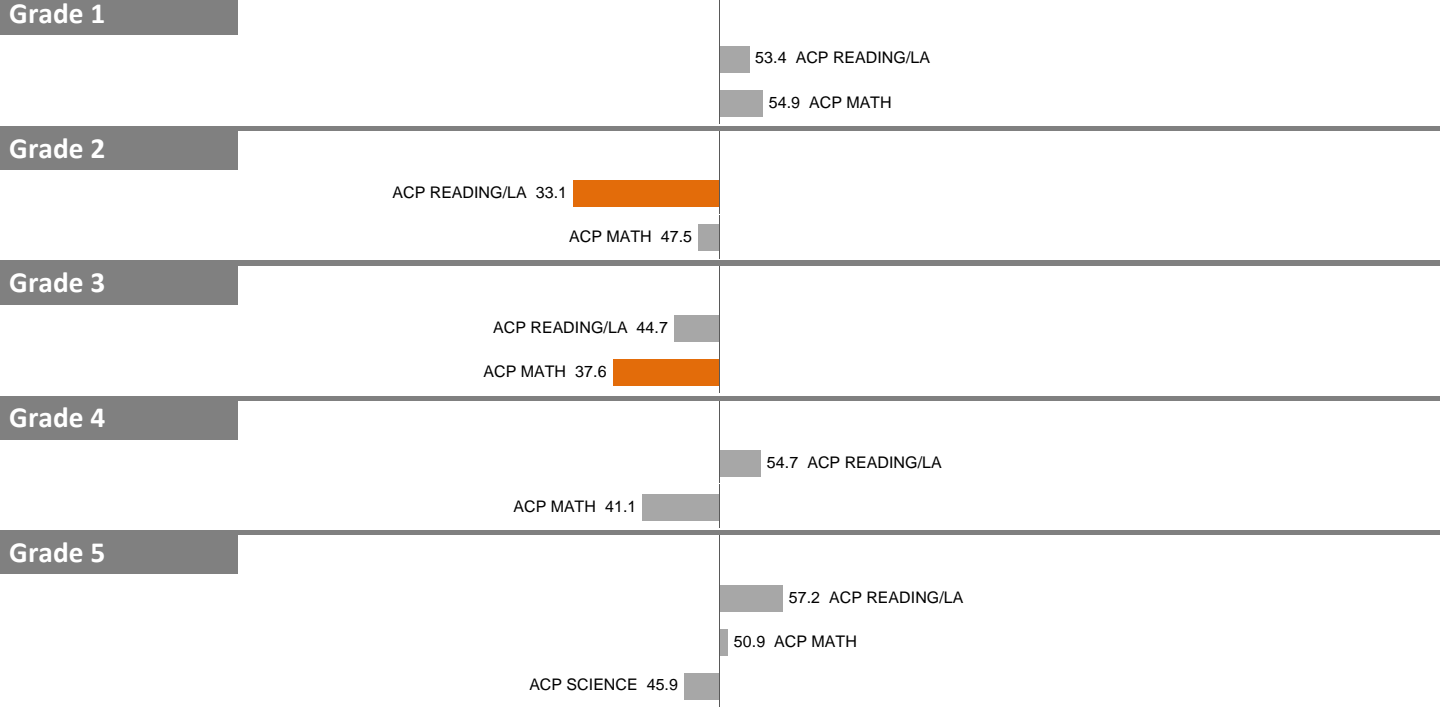
## Norm-Referenced



## STAAR



## Core ACP




NOTES: "Overall SEI" has average 50 and standard deviation 5; an "average" overall SEI is 45 to 55. Component SEIs (e.g. Grade 5 STAAR Reading, PSAT Writing) each have average 50 and standard deviation 10; an "average" component SEI is 40 to 60. Component SEIs are computed only if at least eight test results are available.

# 2018-19 School Effectiveness Index (SEI) Detail

215-ROBERT L. THORNTON ELEMENTARY SCHOOL

Overall SEI: 48.1



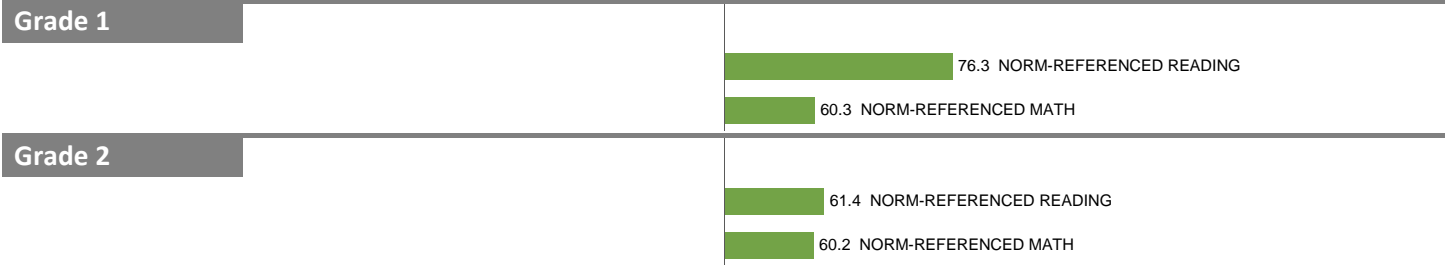
NOTES: "Overall SEI" has average 50 and standard deviation 5; an "average" overall SEI is 45 to 55. Component SEIs (e.g. Grade 5 STAAR Reading, PSAT Writing) each have average 50 and standard deviation 10; an "average" component SEI is 40 to 60. Component SEIs are computed only if at least eight test results are available.

# 2018-19 School Effectiveness Index (SEI) Detail

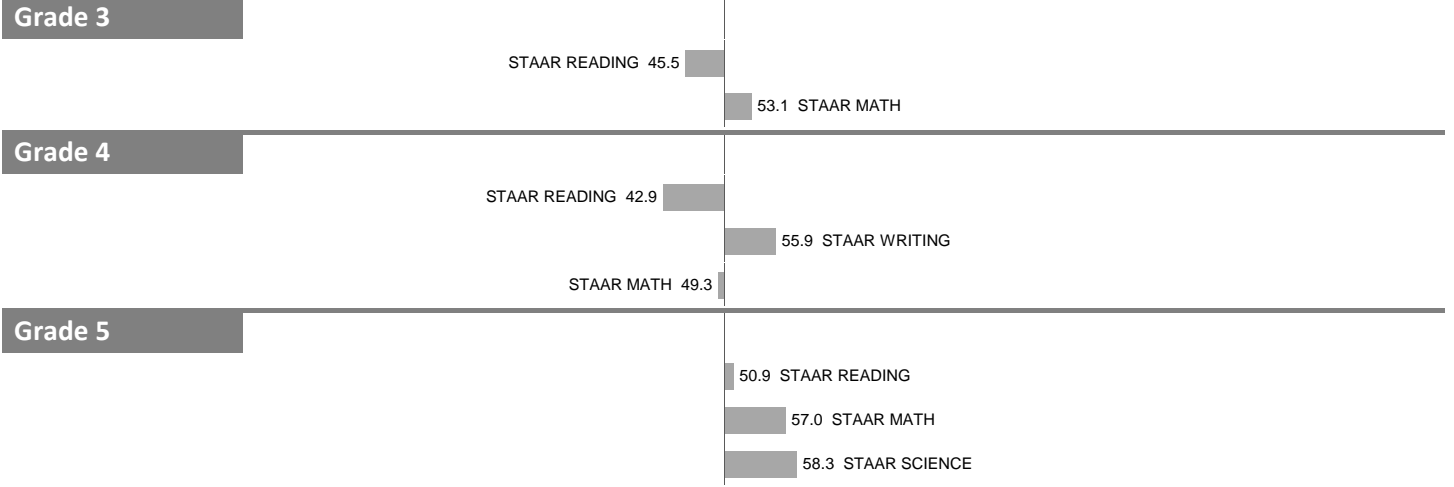
216-EDWARD TITCHE ELEMENTARY SCHOOL

Overall SEI: 55.4

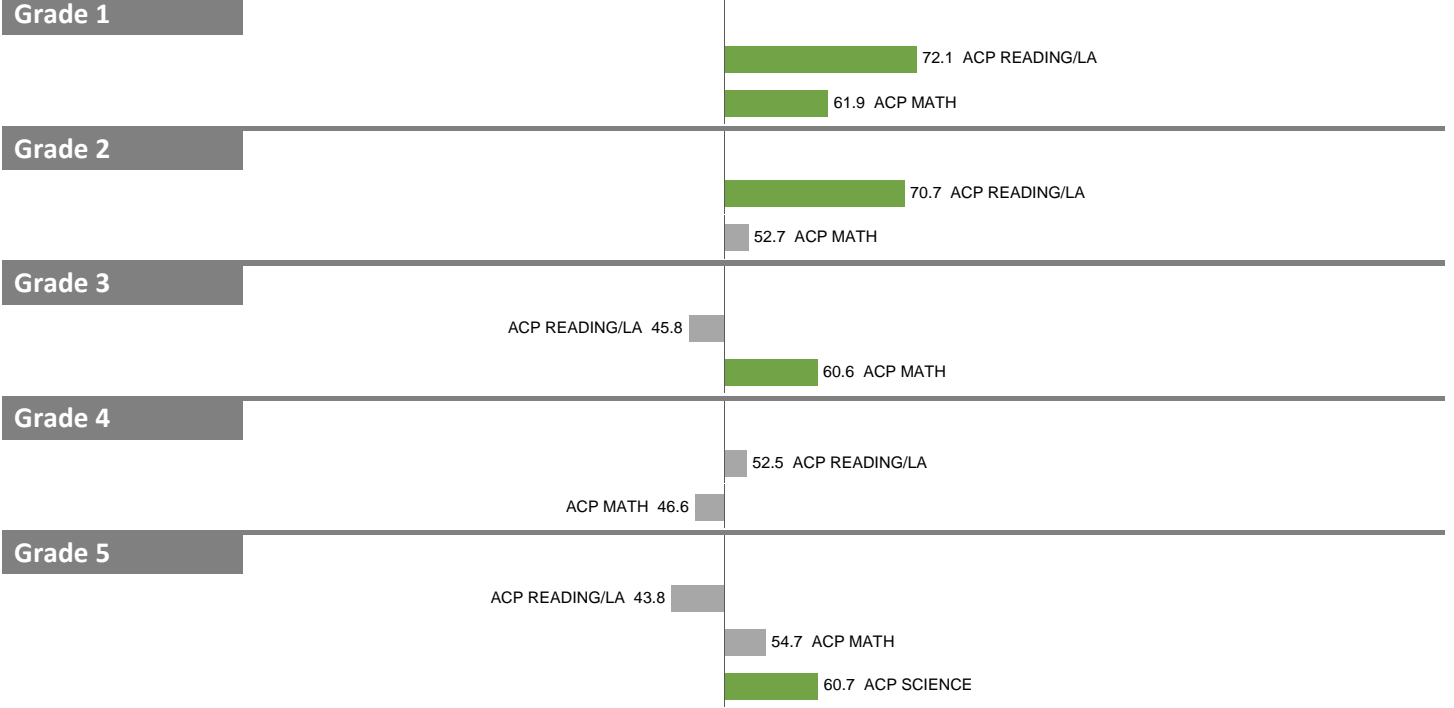
## Norm-Referenced



## STAAR



## Core ACP



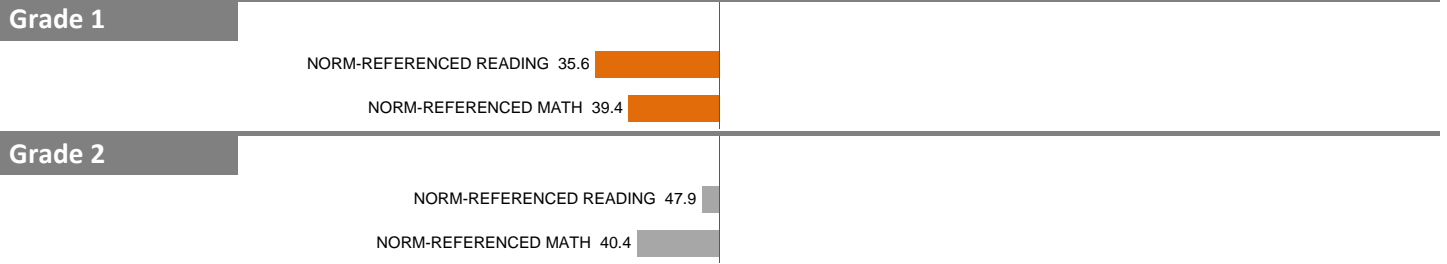
NOTES: "Overall SEI" has average 50 and standard deviation 5; an "average" overall SEI is 45 to 55. Component SEIs (e.g. Grade 5 STAAR Reading, PSAT Writing) each have average 50 and standard deviation 10; an "average" component SEI is 40 to 60. Component SEIs are computed only if at least eight test results are available.

# 2018-19 School Effectiveness Index (SEI) Detail

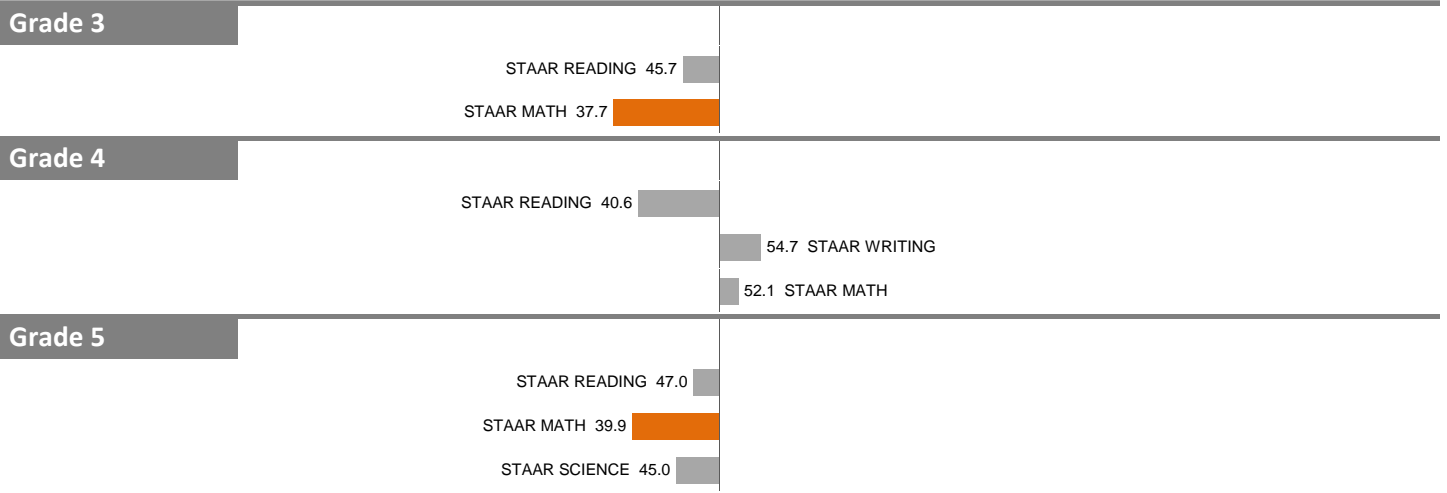
218—GEORGE W. TRUETT ELEMENTARY SCHOOL

Overall SEI: 44.1

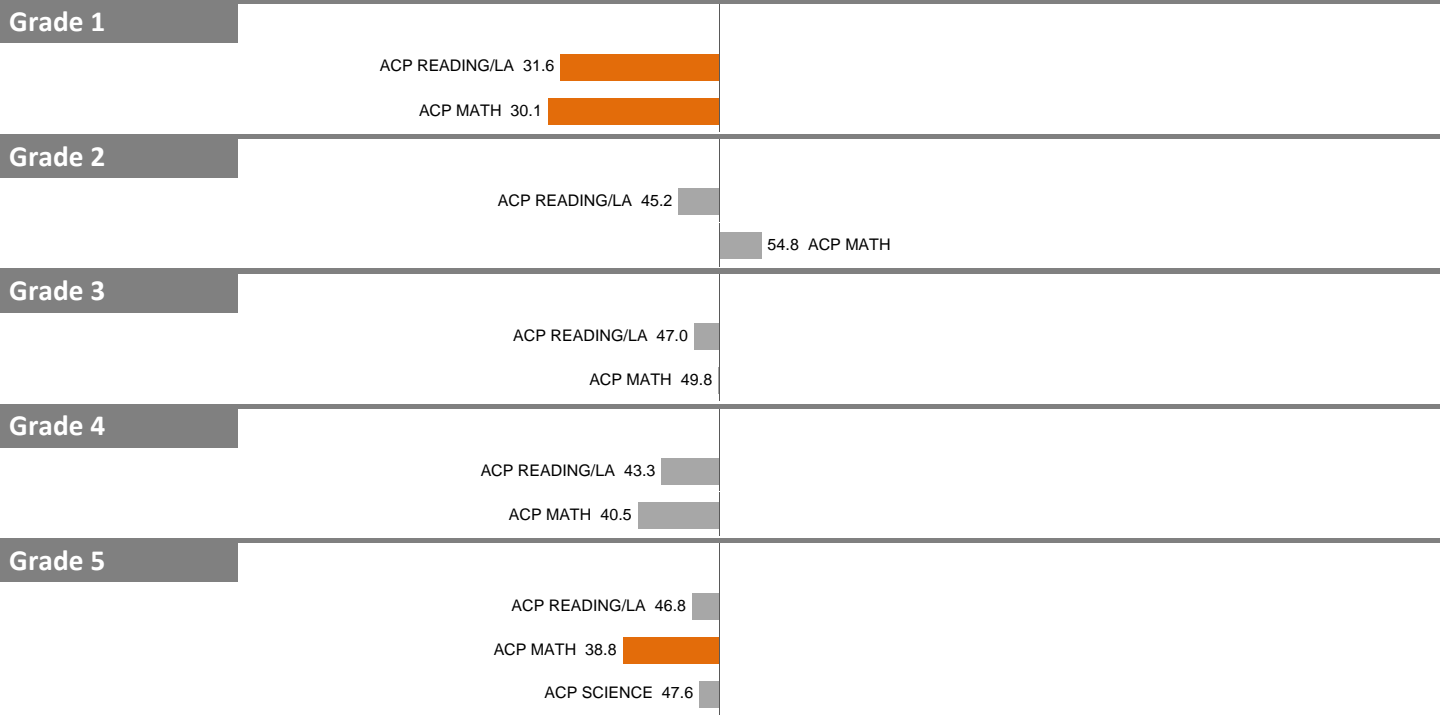
## Norm-Referenced



## STAAR



## Core ACP



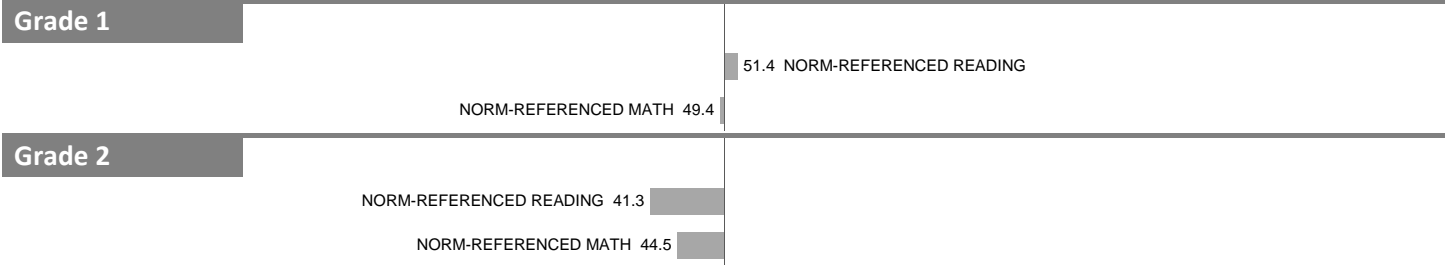
NOTES: "Overall SEI" has average 50 and standard deviation 5; an "average" overall SEI is 45 to 55. Component SEIs (e.g. Grade 5 STAAR Reading, PSAT Writing) each have average 50 and standard deviation 10; an "average" component SEI is 40 to 60. Component SEIs are computed only if at least eight test results are available.

# 2018-19 School Effectiveness Index (SEI) Detail


219-ADELLE TURNER ELEMENTARY SCHOOL

Overall SEI: 49.1


## Norm-Referenced



## STAAR



## Core ACP



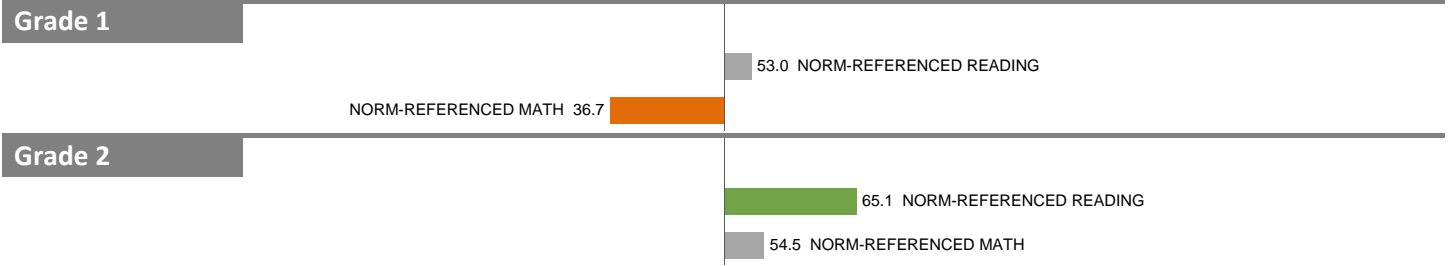
NOTES: "Overall SEI" has average 50 and standard deviation 5; an "average" overall SEI is 45 to 55. Component SEIs (e.g. Grade 5 STAAR Reading, PSAT Writing) each have average 50 and standard deviation 10; an "average" component SEI is 40 to 60. Component SEIs are computed only if at least eight test results are available.

# 2018-19 School Effectiveness Index (SEI) Detail


220-MARK TWAIN ELEMENTARY SCHOOL

Overall SEI: 45.1

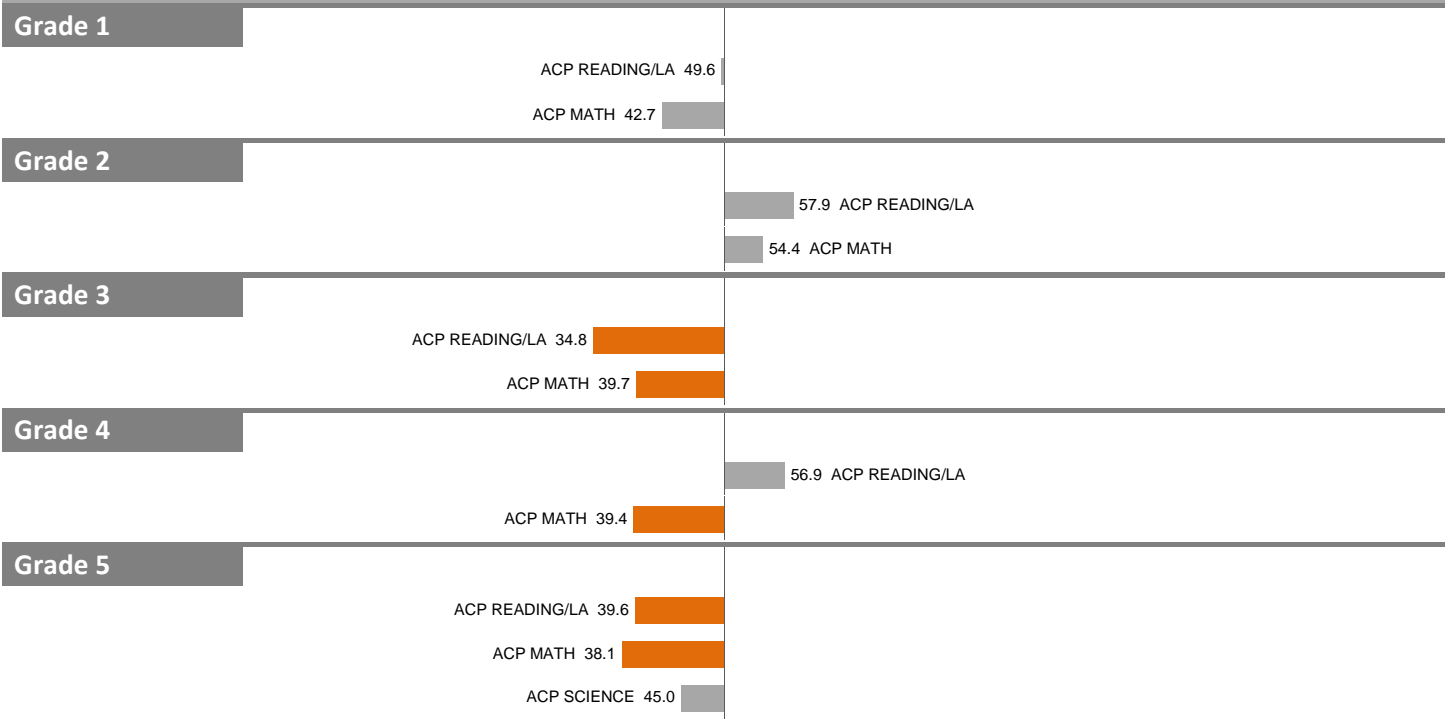
## Norm-Referenced



## STAAR



## Core ACP



NOTES: "Overall SEI" has average 50 and standard deviation 5; an "average" overall SEI is 45 to 55. Component SEIs (e.g. Grade 5 STAAR Reading, PSAT Writing) each have average 50 and standard deviation 10; an "average" component SEI is 40 to 60. Component SEIs are computed only if at least eight test results are available.

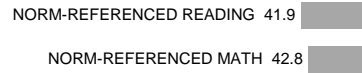
# 2018-19 School Effectiveness Index (SEI) Detail

222—URBAN PARK ELEMENTARY SCHOOL

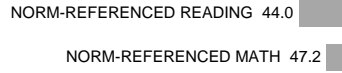
Overall SEI: 46.2

## Norm-Referenced

### Grade 1



### Grade 2

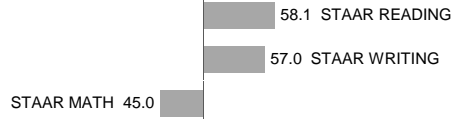


## STAAR

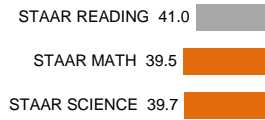
### Grade 3



### Grade 4

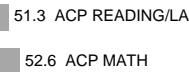


### Grade 5



## Core ACP

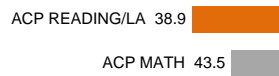
### Grade 1



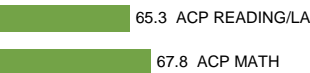
### Grade 2



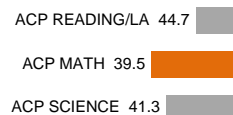
### Grade 3



### Grade 4



### Grade 5



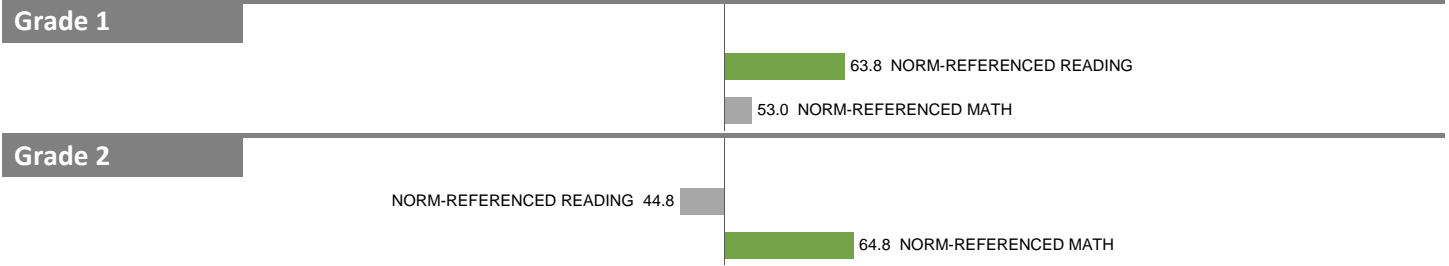
NOTES: "Overall SEI" has average 50 and standard deviation 5; an "average" overall SEI is 45 to 55. Component SEIs (e.g. Grade 5 STAAR Reading, PSAT Writing) each have average 50 and standard deviation 10; an "average" component SEI is 40 to 60. Component SEIs are computed only if at least eight test results are available.

# 2018-19 School Effectiveness Index (SEI) Detail

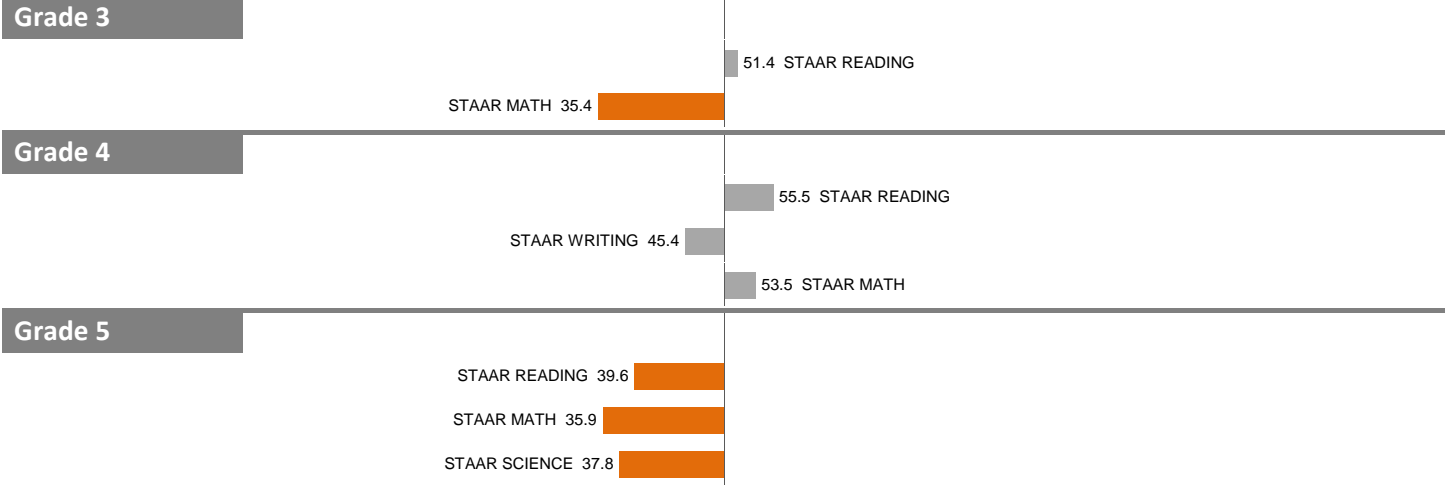
224–WALNUT HILL ELEMENTARY SCHOOL

Overall SEI: 48.6

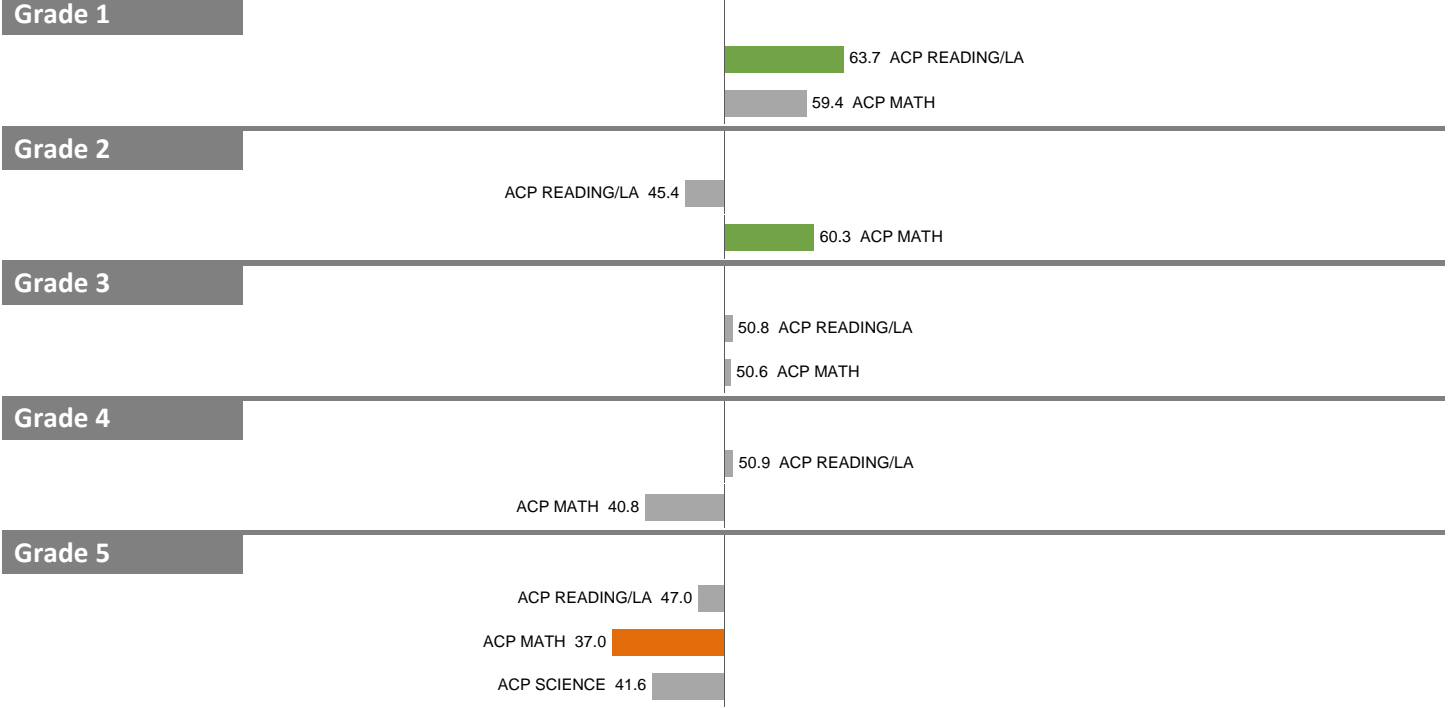
## Norm-Referenced



## STAAR



## Core ACP



NOTES: "Overall SEI" has average 50 and standard deviation 5; an "average" overall SEI is 45 to 55. Component SEIs (e.g. Grade 5 STAAR Reading, PSAT Writing) each have average 50 and standard deviation 10; an "average" component SEI is 40 to 60. Component SEIs are computed only if at least eight test results are available.



# 2018-19 School Effectiveness Index (SEI) Detail

225–DANIEL WEBSTER ELEMENTARY SCHOOL

Overall SEI: 43.6

## Norm-Referenced

### Grade 1

NORM-REFERENCED READING 45.9  
 NORM-REFERENCED MATH 48.7

### Grade 2

NORM-REFERENCED READING 49.0  
 NORM-REFERENCED MATH 43.3

## STAAR

### Grade 3

STAAR READING 45.8  
 STAAR MATH 40.9

### Grade 4

STAAR READING 36.6  
 STAAR WRITING 44.9  
 STAAR MATH 40.9

### Grade 5

STAAR READING 36.0  
 STAAR MATH 41.1  
 STAAR SCIENCE 43.7

## Core ACP

### Grade 1

ACP READING/LA 37.4  
 ACP MATH 41.8

### Grade 2

ACP READING/LA 42.2  
 ACP MATH 39.5

### Grade 3

ACP READING/LA 41.0  
 ACP MATH 42.6

### Grade 4

ACP READING/LA 43.0  
 ACP MATH 45.0

### Grade 5


ACP READING/LA 49.8  
 ACP MATH 48.4  
 ACP SCIENCE 48.1

NOTES: "Overall SEI" has average 50 and standard deviation 5; an "average" overall SEI is 45 to 55. Component SEIs (e.g. Grade 5 STAAR Reading, PSAT Writing) each have average 50 and standard deviation 10; an "average" component SEI is 40 to 60. Component SEIs are computed only if at least eight test results are available.

# 2018-19 School Effectiveness Index (SEI) Detail

226–MARTIN WEISS ELEMENTARY SCHOOL

Overall SEI: 52.9




NOTES: "Overall SEI" has average 50 and standard deviation 5; an "average" overall SEI is 45 to 55. Component SEIs (e.g. Grade 5 STAAR Reading, PSAT Writing) each have average 50 and standard deviation 10; an "average" component SEI is 40 to 60. Component SEIs are computed only if at least eight test results are available.

# 2018-19 School Effectiveness Index (SEI) Detail

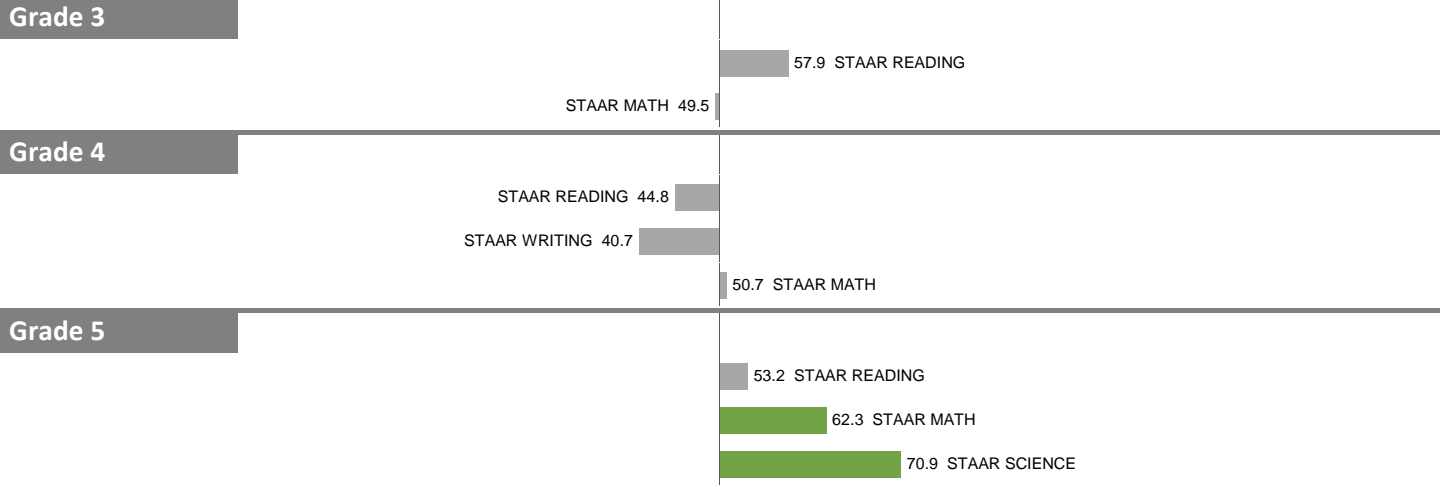
229–WINNETKA ELEMENTARY SCHOOL

Overall SEI: 53.0


## Norm-Referenced



## STAAR



## Core ACP

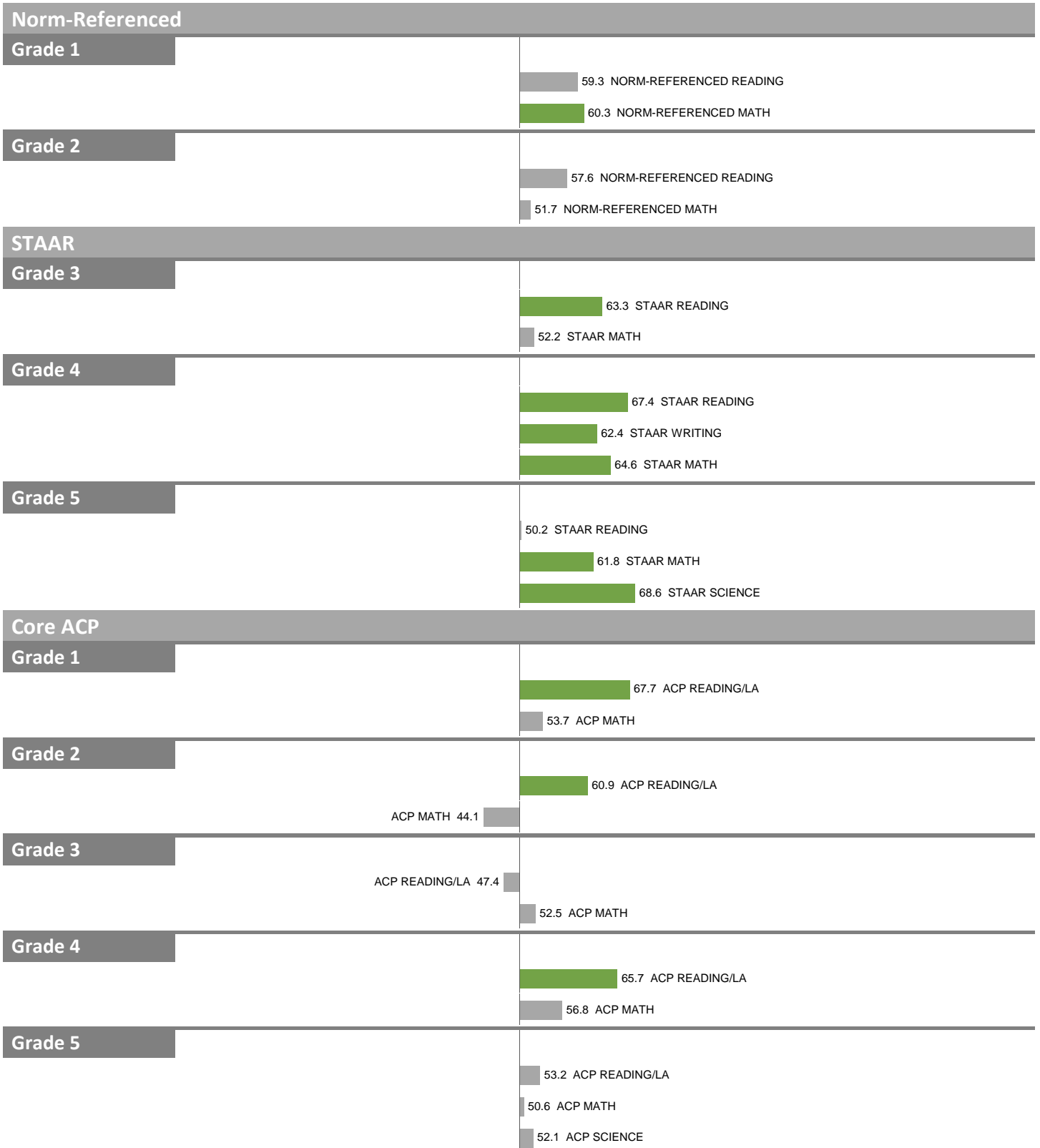


NOTES: "Overall SEI" has average 50 and standard deviation 5; an "average" overall SEI is 45 to 55. Component SEIs (e.g. Grade 5 STAAR Reading, PSAT Writing) each have average 50 and standard deviation 10; an "average" component SEI is 40 to 60. Component SEIs are computed only if at least eight test results are available.

# 2018-19 School Effectiveness Index (SEI) Detail

230—HARRY C. WITHERS ELEMENTARY SCHOOL

Overall SEI: 58.1



NOTES: "Overall SEI" has average 50 and standard deviation 5; an "average" overall SEI is 45 to 55. Component SEIs (e.g. Grade 5 STAAR Reading, PSAT Writing) each have average 50 and standard deviation 10; an "average" component SEI is 40 to 60. Component SEIs are computed only if at least eight test results are available.

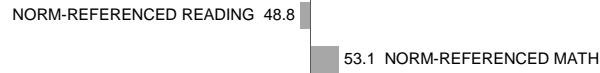
# 2018-19 School Effectiveness Index (SEI) Detail

232-EDNA ROWE ELEMENTARY SCHOOL

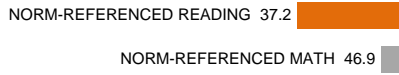
Overall SEI: 45.5

## Norm-Referenced

### Grade 1

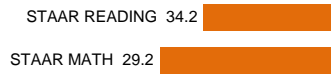


### Grade 2

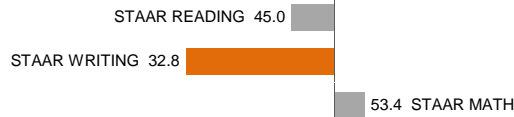


## STAAR


### Grade 3



### Grade 4

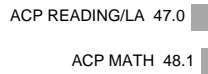


### Grade 5



## Core ACP

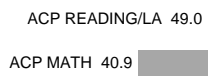
### Grade 1



### Grade 2



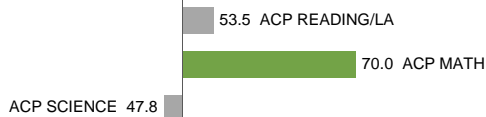
### Grade 3



### Grade 4



### Grade 5



NOTES: "Overall SEI" has average 50 and standard deviation 5; an "average" overall SEI is 45 to 55. Component SEIs (e.g. Grade 5 STAAR Reading, PSAT Writing) each have average 50 and standard deviation 10; an "average" component SEI is 40 to 60. Component SEIs are computed only if at least eight test results are available.

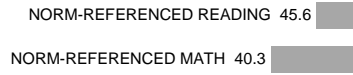
# 2018-19 School Effectiveness Index (SEI) Detail

233–NATHAN ADAMS ELEMENTARY SCHOOL

Overall SEI: 49.3

## Norm-Referenced

### Grade 1

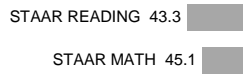


### Grade 2

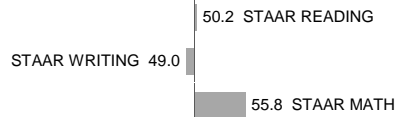


## STAAR

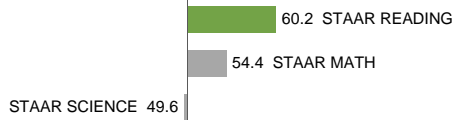
### Grade 3



### Grade 4

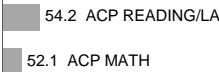


### Grade 5



## Core ACP

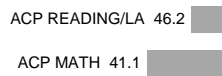
### Grade 1



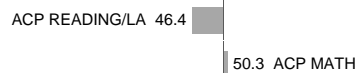
### Grade 2



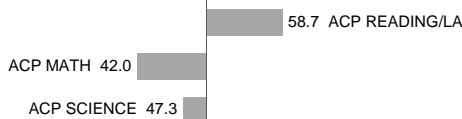
### Grade 3



### Grade 4



### Grade 5




NOTES: "Overall SEI" has average 50 and standard deviation 5; an "average" overall SEI is 45 to 55. Component SEIs (e.g. Grade 5 STAAR Reading, PSAT Writing) each have average 50 and standard deviation 10; an "average" component SEI is 40 to 60. Component SEIs are computed only if at least eight test results are available.

# 2018-19 School Effectiveness Index (SEI) Detail

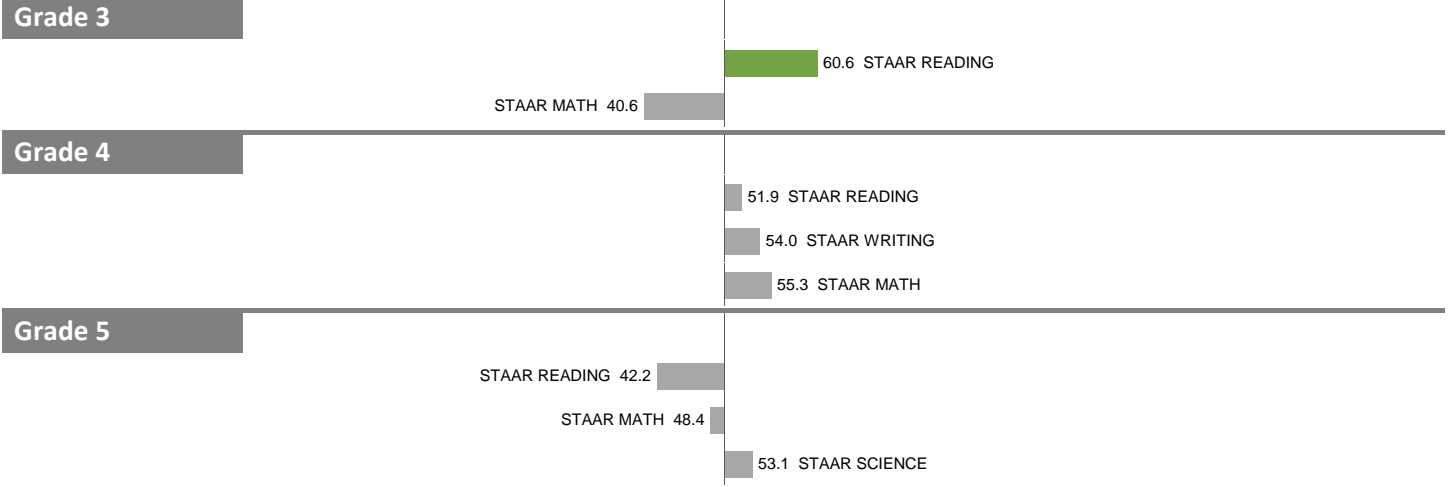
234—HENRY B. GONZALEZ ELEMENTARY SCHOOL

Overall SEI: 50.2

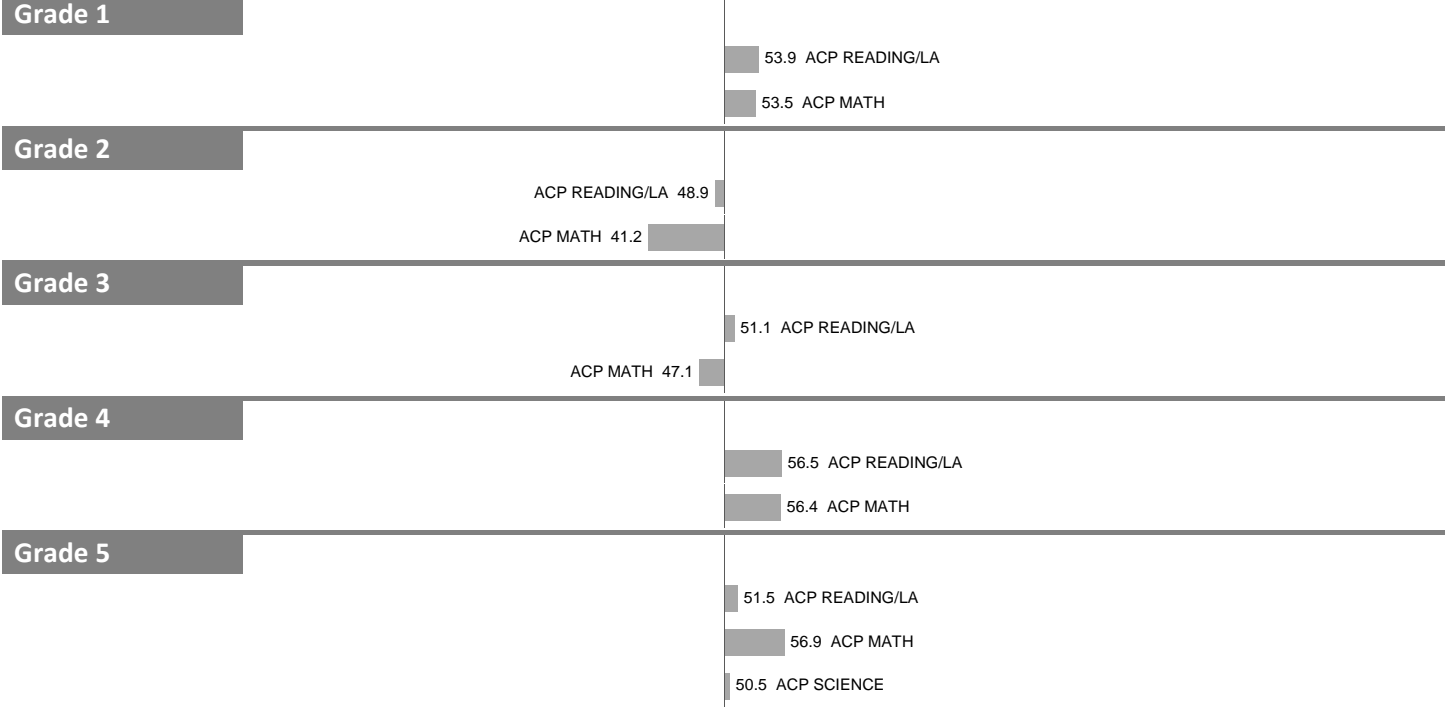
## Norm-Referenced



## STAAR



## Core ACP




NOTES: "Overall SEI" has average 50 and standard deviation 5; an "average" overall SEI is 45 to 55. Component SEIs (e.g. Grade 5 STAAR Reading, PSAT Writing) each have average 50 and standard deviation 10; an "average" component SEI is 40 to 60. Component SEIs are computed only if at least eight test results are available.

# 2018-19 School Effectiveness Index (SEI) Detail

235-BIRDIE ALEXANDER ELEMENTARY SCHOOL

Overall SEI: 50.4



NOTES: "Overall SEI" has average 50 and standard deviation 5; an "average" overall SEI is 45 to 55. Component SEIs (e.g. Grade 5 STAAR Reading, PSAT Writing) each have average 50 and standard deviation 10; an "average" component SEI is 40 to 60. Component SEIs are computed only if at least eight test results are available.



# 2018-19 School Effectiveness Index (SEI) Detail

236–NANCY J. COCHRAN ELEMENTARY SCHOOL

Overall SEI: 38.8

## Norm-Referenced

### Grade 1

NORM-REFERENCED READING 46.8

NORM-REFERENCED MATH 48.8

### Grade 2

NORM-REFERENCED READING 34.2

NORM-REFERENCED MATH 45.8

## STAAR

### Grade 3

STAAR READING 38.6

STAAR MATH 28.2

### Grade 4

STAAR READING 18.4

STAAR WRITING 27.8

STAAR MATH 34.2

### Grade 5

STAAR READING 41.2

STAAR MATH 47.8

STAAR SCIENCE 42.6

## Core ACP

### Grade 1

ACP READING/LA 43.6

ACP MATH 26.1

### Grade 2

ACP READING/LA 38.1

65.0 ACP MATH

### Grade 3

ACP READING/LA 35.9

ACP MATH 35.5

### Grade 4

ACP READING/LA 28.9

ACP MATH 37.1

### Grade 5

ACP READING/LA 42.5

ACP MATH 35.3

ACP SCIENCE 33.9

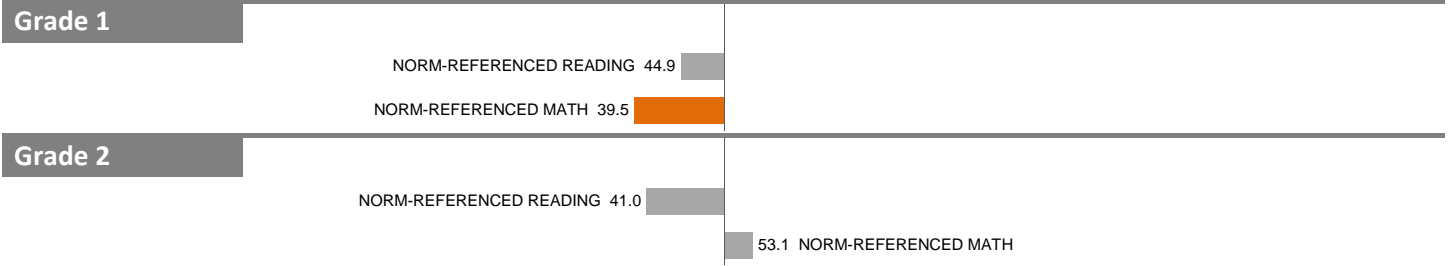
NOTES: "Overall SEI" has average 50 and standard deviation 5; an "average" overall SEI is 45 to 55. Component SEIs (e.g. Grade 5 STAAR Reading, PSAT Writing) each have average 50 and standard deviation 10; an "average" component SEI is 40 to 60. Component SEIs are computed only if at least eight test results are available.

# 2018-19 School Effectiveness Index (SEI) Detail


237-JOHN W. RUNYON ELEMENTARY SCHOOL

Overall SEI: 52.1


## Norm-Referenced



## STAAR



## Core ACP




NOTES: "Overall SEI" has average 50 and standard deviation 5; an "average" overall SEI is 45 to 55. Component SEIs (e.g. Grade 5 STAAR Reading, PSAT Writing) each have average 50 and standard deviation 10; an "average" component SEI is 40 to 60. Component SEIs are computed only if at least eight test results are available.

# 2018-19 School Effectiveness Index (SEI) Detail

239—ARTURO SALAZAR ELEMENTARY SCHOOL

Overall SEI: 50.7



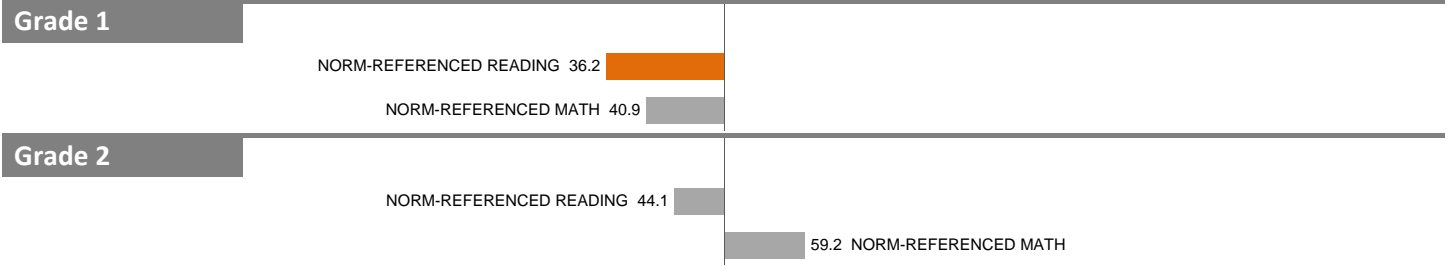
NOTES: "Overall SEI" has average 50 and standard deviation 5; an "average" overall SEI is 45 to 55. Component SEIs (e.g. Grade 5 STAAR Reading, PSAT Writing) each have average 50 and standard deviation 10; an "average" component SEI is 40 to 60. Component SEIs are computed only if at least eight test results are available.

# 2018-19 School Effectiveness Index (SEI) Detail

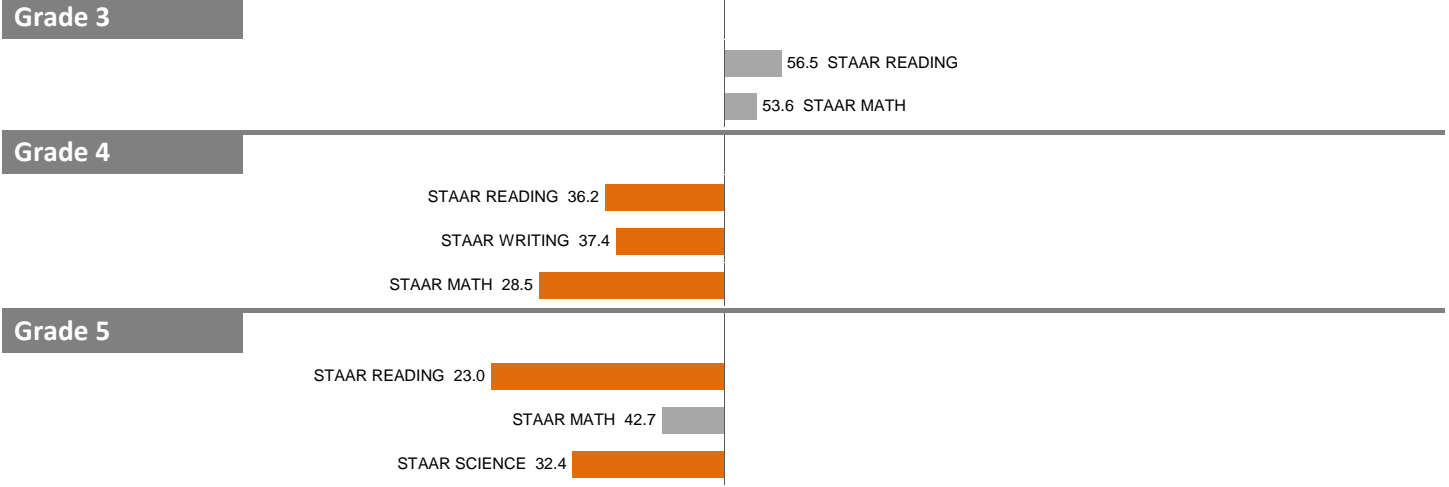
240—FRANK GUZICK ELEMENTARY SCHOOL

Overall SEI: 41.9

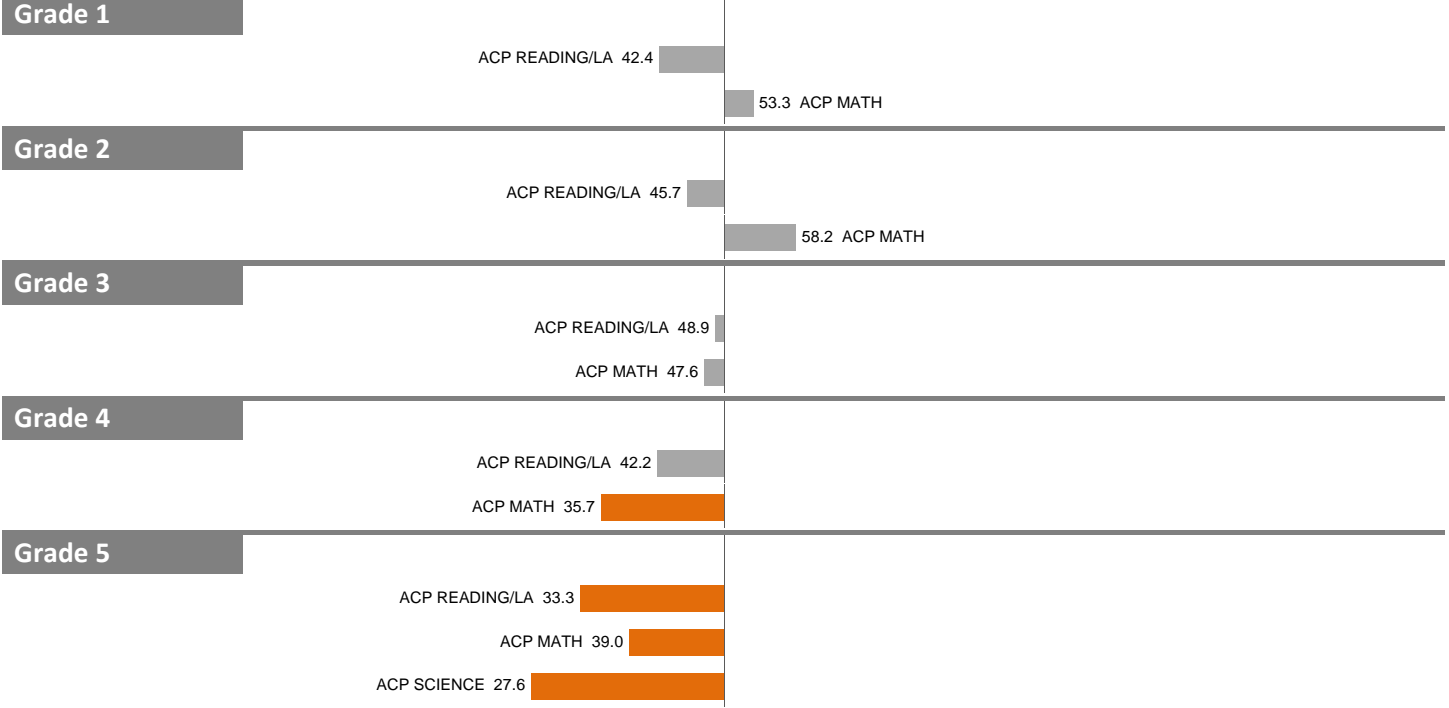
## Norm-Referenced



## STAAR



## Core ACP



NOTES: "Overall SEI" has average 50 and standard deviation 5; an "average" overall SEI is 45 to 55. Component SEIs (e.g. Grade 5 STAAR Reading, PSAT Writing) each have average 50 and standard deviation 10; an "average" component SEI is 40 to 60. Component SEIs are computed only if at least eight test results are available.

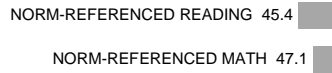
# 2018-19 School Effectiveness Index (SEI) Detail

244-SEAGOVILLE NORTH ELEMENTARY SCHOOL

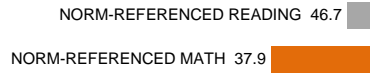
Overall SEI: 43.6

## Norm-Referenced

### Grade 1

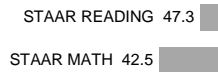


### Grade 2

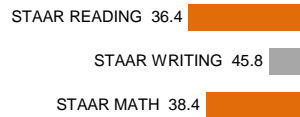


## STAAR

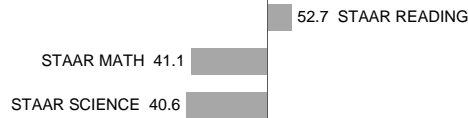
### Grade 3



### Grade 4

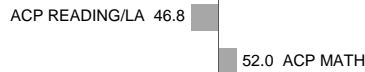


### Grade 5

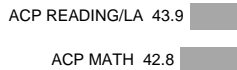


## Core ACP

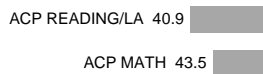
### Grade 1



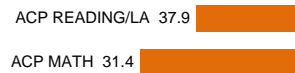
### Grade 2



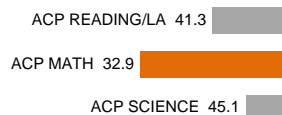
### Grade 3



### Grade 4



### Grade 5



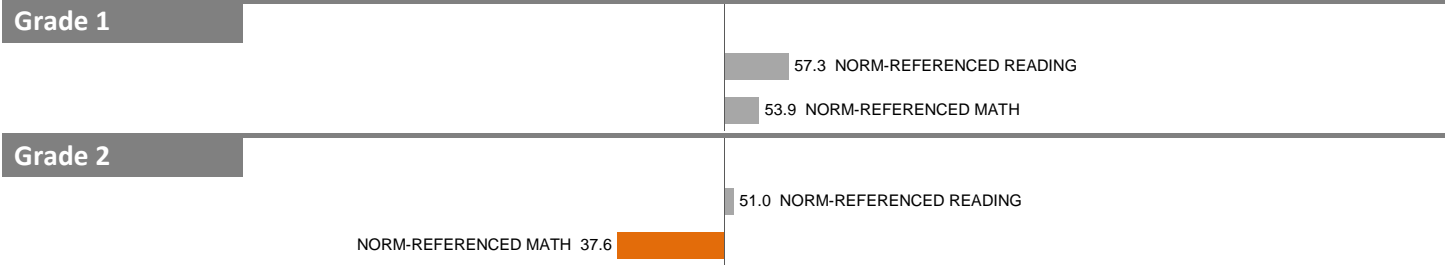
NOTES: "Overall SEI" has average 50 and standard deviation 5; an "average" overall SEI is 45 to 55. Component SEIs (e.g. Grade 5 STAAR Reading, PSAT Writing) each have average 50 and standard deviation 10; an "average" component SEI is 40 to 60. Component SEIs are computed only if at least eight test results are available.

# 2018-19 School Effectiveness Index (SEI) Detail

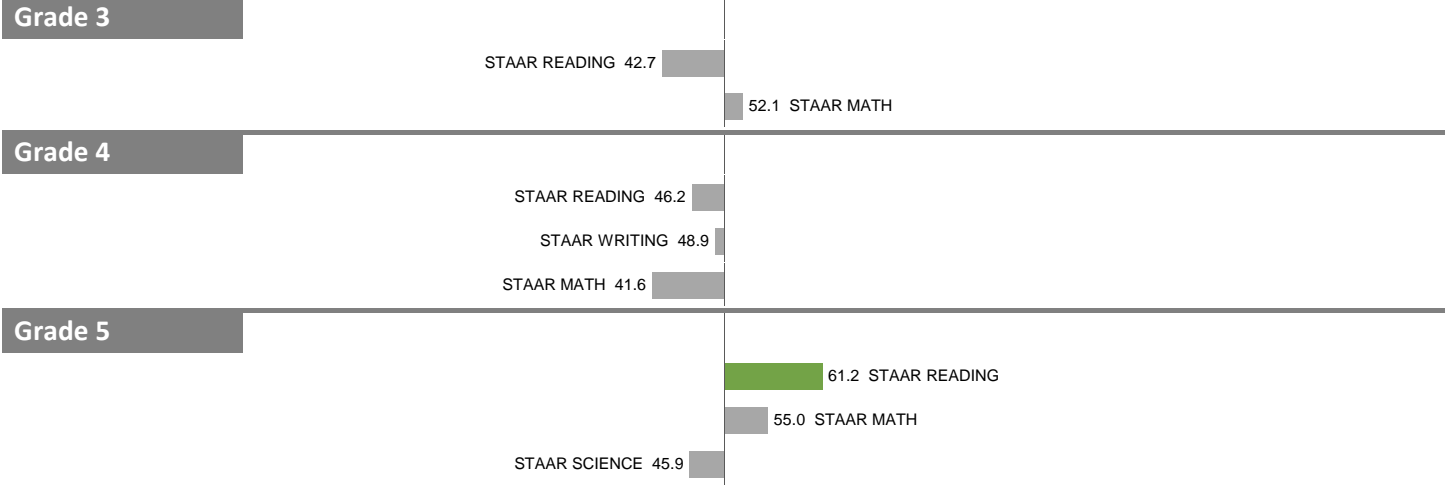
247-ADELFA B. CALLEJO ELEMENTARY SCHOOL

Overall SEI: 49.2

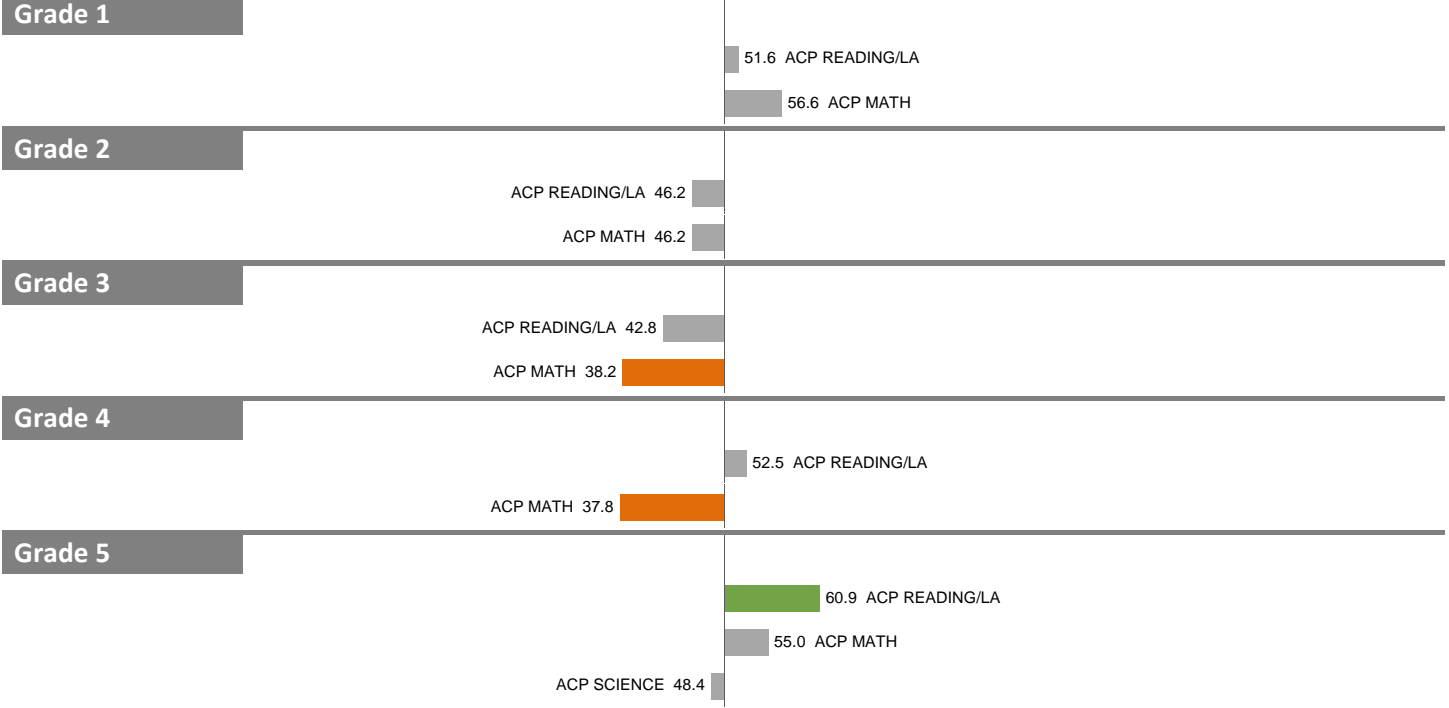
## Norm-Referenced



## STAAR



## Core ACP




NOTES: "Overall SEI" has average 50 and standard deviation 5; an "average" overall SEI is 45 to 55. Component SEIs (e.g. Grade 5 STAAR Reading, PSAT Writing) each have average 50 and standard deviation 10; an "average" component SEI is 40 to 60. Component SEIs are computed only if at least eight test results are available.

# 2018-19 School Effectiveness Index (SEI) Detail

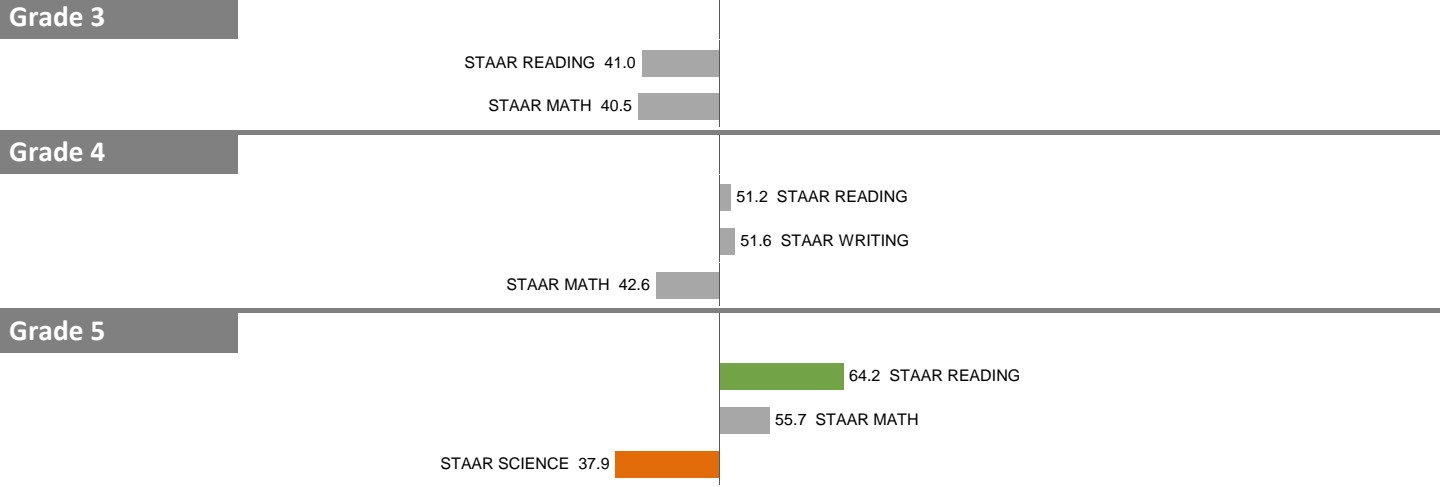
250-WHITNEY M. YOUNG, JR. ELEMENTARY SCHOOL

Overall SEI: 41.9

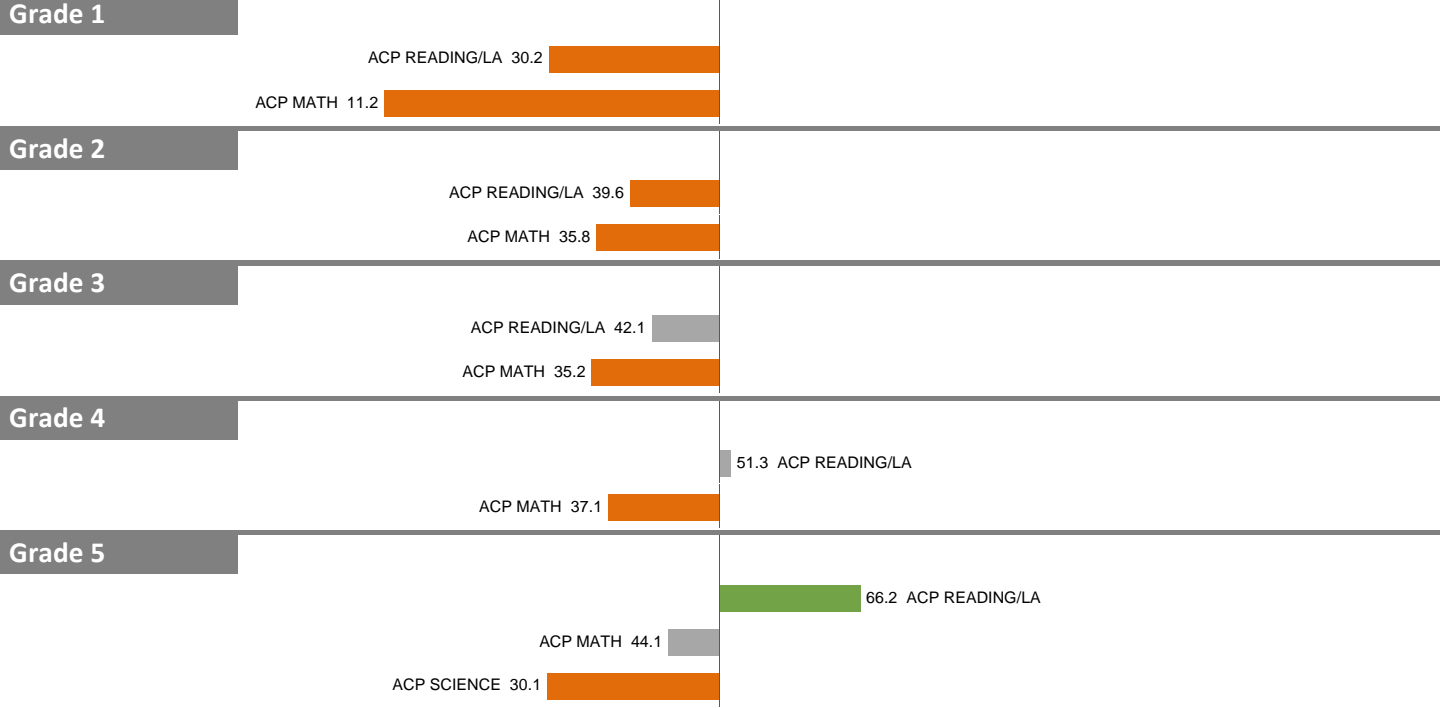
## Norm-Referenced



## STAAR



## Core ACP



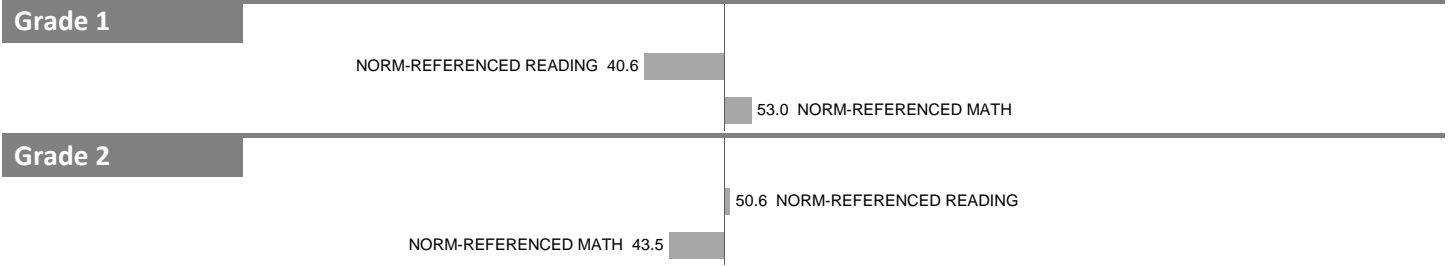
NOTES: "Overall SEI" has average 50 and standard deviation 5; an "average" overall SEI is 45 to 55. Component SEIs (e.g. Grade 5 STAAR Reading, PSAT Writing) each have average 50 and standard deviation 10; an "average" component SEI is 40 to 60. Component SEIs are computed only if at least eight test results are available.

# 2018-19 School Effectiveness Index (SEI) Detail

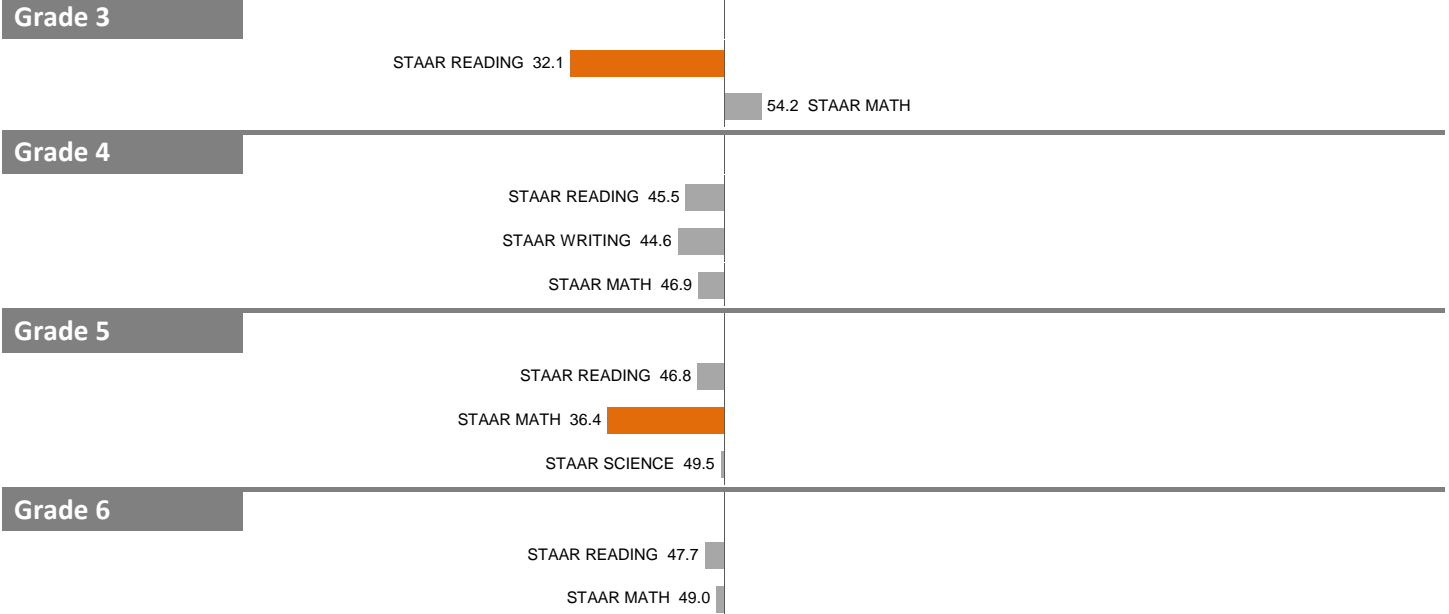
260—LORENZO DE ZAVALA ELEMENTARY SCHOOL

Overall SEI: 45.3


## Norm-Referenced



## STAAR



## Core ACP



NOTES: "Overall SEI" has average 50 and standard deviation 5; an "average" overall SEI is 45 to 55. Component SEIs (e.g. Grade 5 STAAR Reading, PSAT Writing) each have average 50 and standard deviation 10; an "average" component SEI is 40 to 60. Component SEIs are computed only if at least eight test results are available.



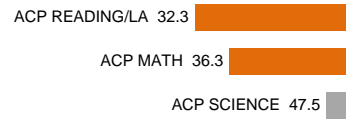
# 2018-19 School Effectiveness Index (SEI) Detail

260—LORENZO DE ZAVALA ELEMENTARY SCHOOL

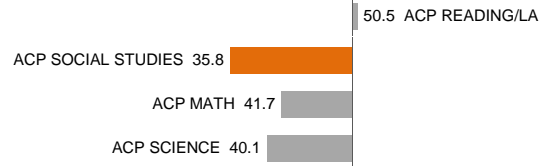
Overall SEI: 45.3

## Core ACP

### Grade 5



### Grade 6



NOTES: "Overall SEI" has average 50 and standard deviation 5; an "average" overall SEI is 45 to 55. Component SEIs (e.g. Grade 5 STAAR Reading, PSAT Writing) each have average 50 and standard deviation 10; an "average" component SEI is 40 to 60. Component SEIs are computed only if at least eight test results are available.

# 2018-19 School Effectiveness Index (SEI) Detail

263–J.P. STARKS ELEMENTARY SCHOOL

Overall SEI: 49.9

## Norm-Referenced

### Grade 1

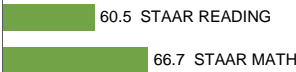


### Grade 2

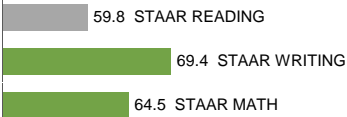


## STAAR

### Grade 3



### Grade 4



### Grade 5

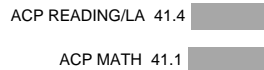


### Grade 6



## Core ACP

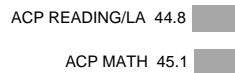
### Grade 1



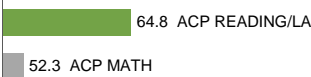
### Grade 2



### Grade 3



### Grade 4

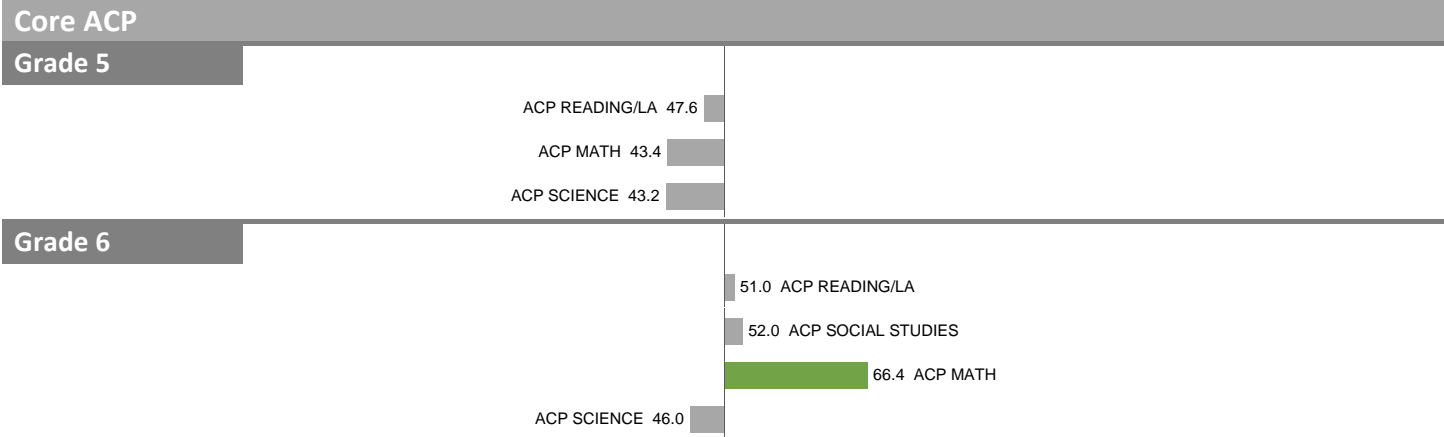


NOTES: "Overall SEI" has average 50 and standard deviation 5; an "average" overall SEI is 45 to 55. Component SEIs (e.g. Grade 5 STAAR Reading, PSAT Writing) each have average 50 and standard deviation 10; an "average" component SEI is 40 to 60. Component SEIs are computed only if at least eight test results are available.

# 2018-19 School Effectiveness Index (SEI) Detail

263—J.P. STARKS ELEMENTARY SCHOOL

Overall SEI: 49.9



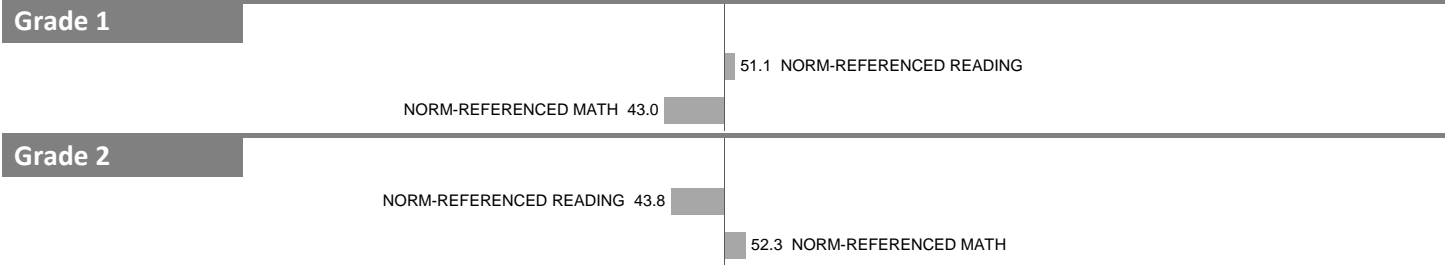
NOTES: "Overall SEI" has average 50 and standard deviation 5; an "average" overall SEI is 45 to 55. Component SEIs (e.g. Grade 5 STAAR Reading, PSAT Writing) each have average 50 and standard deviation 10; an "average" component SEI is 40 to 60. Component SEIs are computed only if at least eight test results are available.

# 2018-19 School Effectiveness Index (SEI) Detail


264-RONALD E. MCNAIR ELEMENTARY SCHOOL

Overall SEI: 51.6

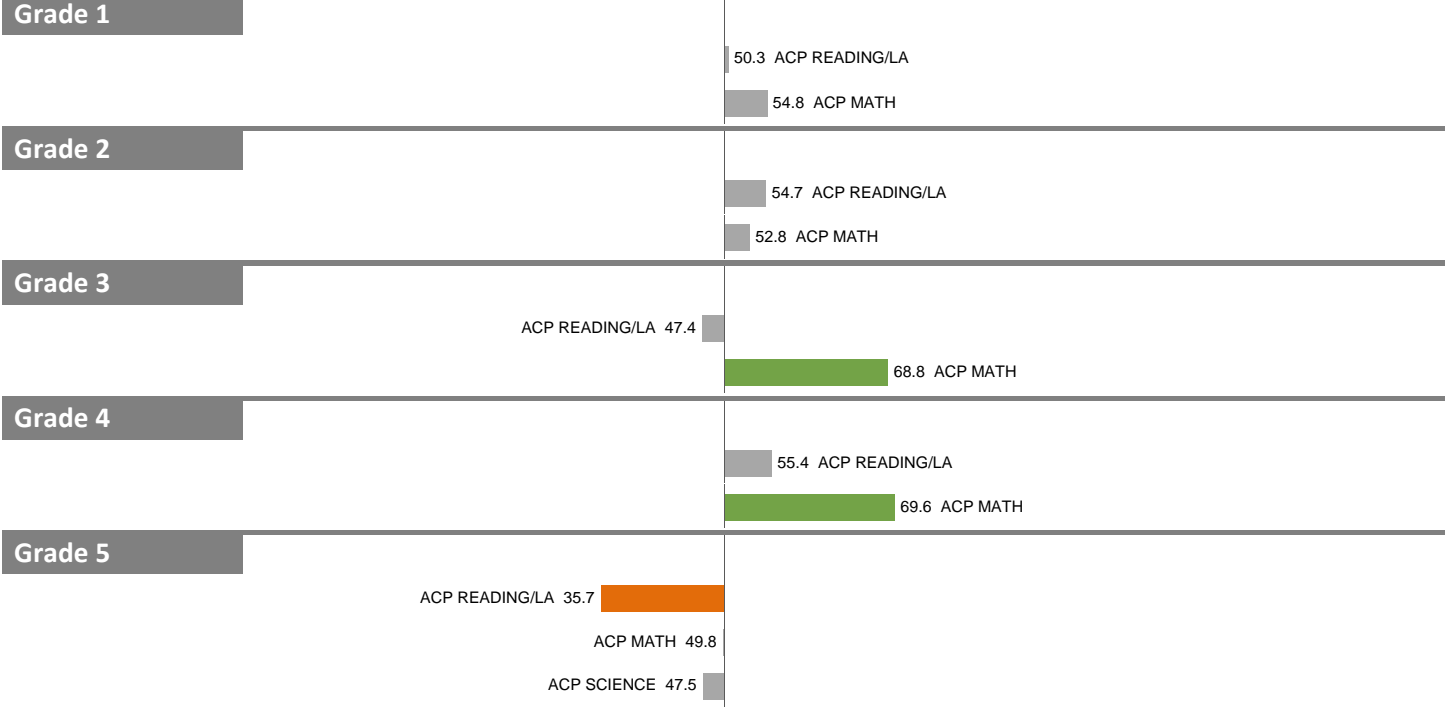
## Norm-Referenced



## STAAR



## Core ACP

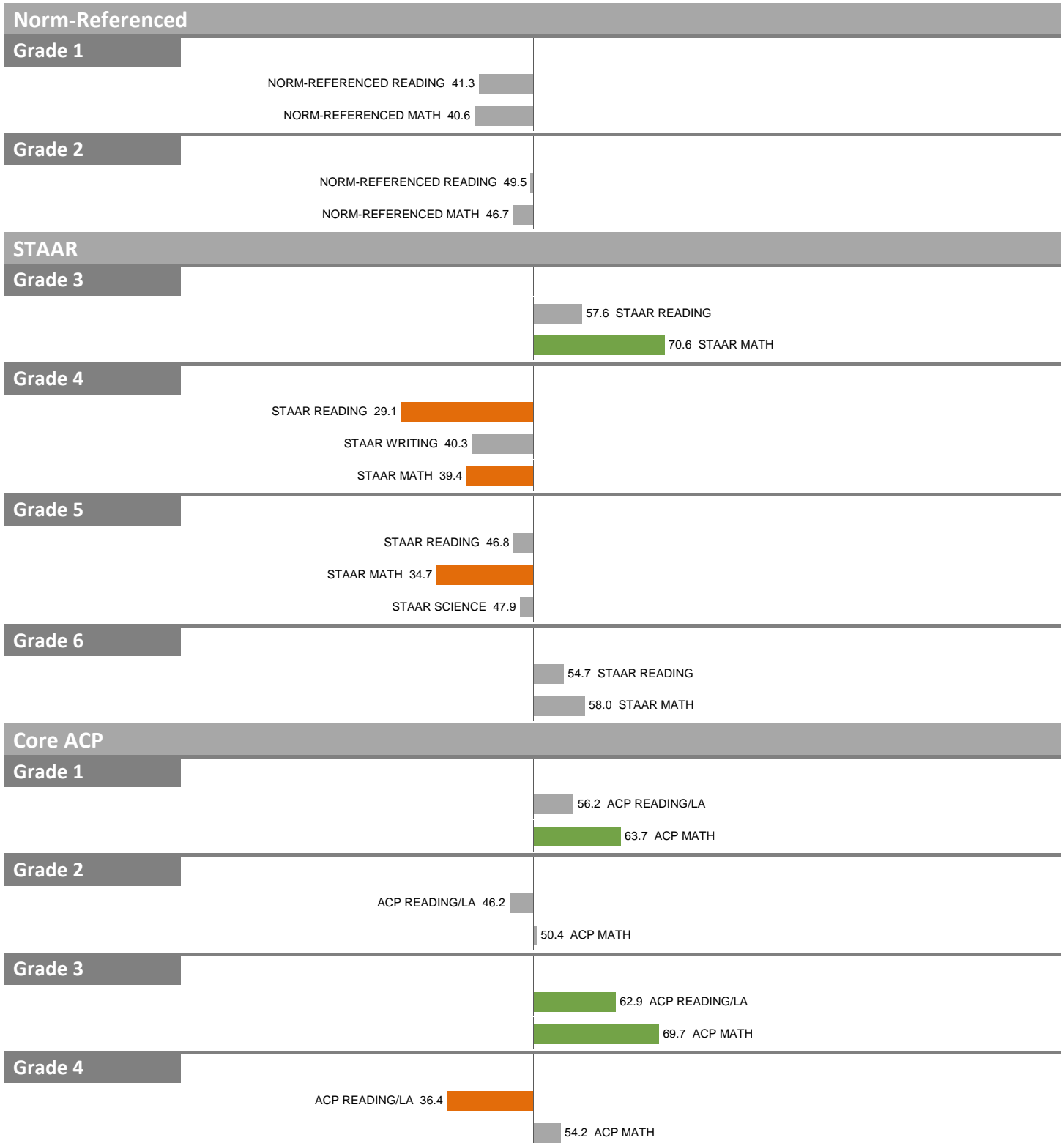


NOTES: "Overall SEI" has average 50 and standard deviation 5; an "average" overall SEI is 45 to 55. Component SEIs (e.g. Grade 5 STAAR Reading, PSAT Writing) each have average 50 and standard deviation 10; an "average" component SEI is 40 to 60. Component SEIs are computed only if at least eight test results are available.

# 2018-19 School Effectiveness Index (SEI) Detail

265-ELADIO MARTINEZ LEARNING CENTER

Overall SEI: 47.9

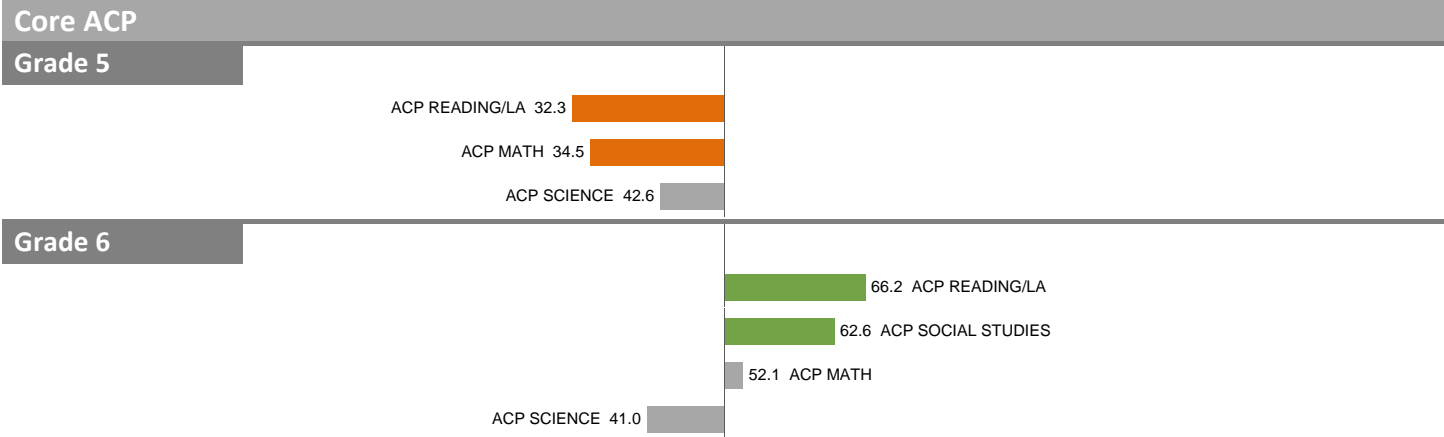


NOTES: "Overall SEI" has average 50 and standard deviation 5; an "average" overall SEI is 45 to 55. Component SEIs (e.g. Grade 5 STAAR Reading, PSAT Writing) each have average 50 and standard deviation 10; an "average" component SEI is 40 to 60. Component SEIs are computed only if at least eight test results are available.

# 2018-19 School Effectiveness Index (SEI) Detail

265-ELADIO MARTINEZ LEARNING CENTER

Overall SEI: 47.9



NOTES: "Overall SEI" has average 50 and standard deviation 5; an "average" overall SEI is 45 to 55. Component SEIs (e.g. Grade 5 STAAR Reading, PSAT Writing) each have average 50 and standard deviation 10; an "average" component SEI is 40 to 60. Component SEIs are computed only if at least eight test results are available.

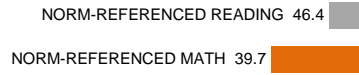
# 2018-19 School Effectiveness Index (SEI) Detail

266—FREDERICK DOUGLASS ELEMENTARY SCHOOL

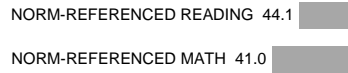
Overall SEI: 39.9

## Norm-Referenced

### Grade 1

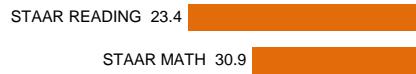


### Grade 2

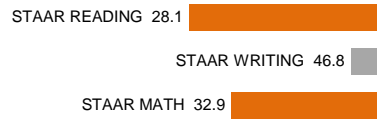


## STAAR

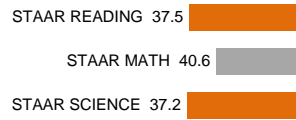
### Grade 3



### Grade 4

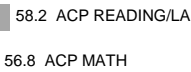


### Grade 5



## Core ACP

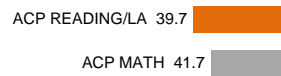
### Grade 1



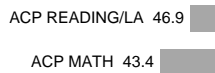
### Grade 2



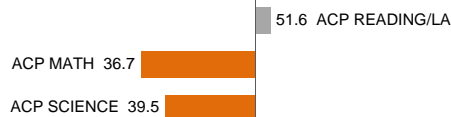
### Grade 3



### Grade 4



### Grade 5



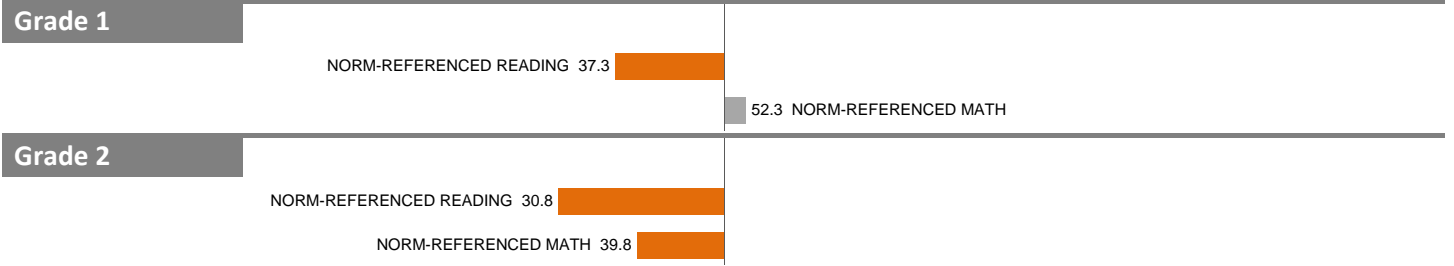
NOTES: "Overall SEI" has average 50 and standard deviation 5; an "average" overall SEI is 45 to 55. Component SEIs (e.g. Grade 5 STAAR Reading, PSAT Writing) each have average 50 and standard deviation 10; an "average" component SEI is 40 to 60. Component SEIs are computed only if at least eight test results are available.

# 2018-19 School Effectiveness Index (SEI) Detail

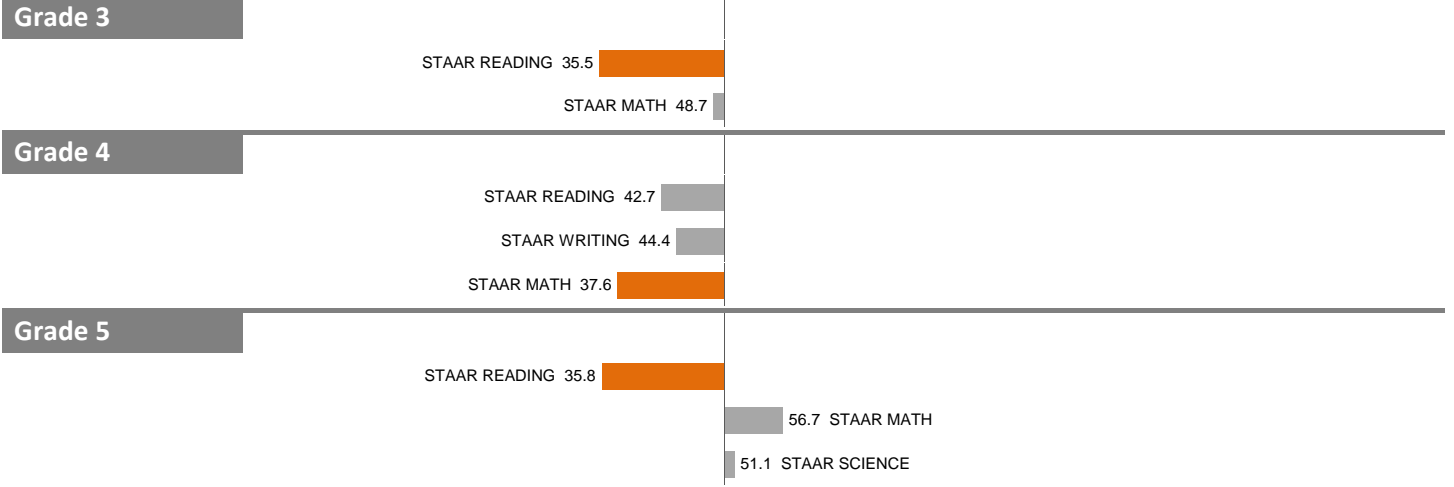
271–JULIAN T. SALDIVAR ELEMENTARY SCHOOL

Overall SEI: 44.3

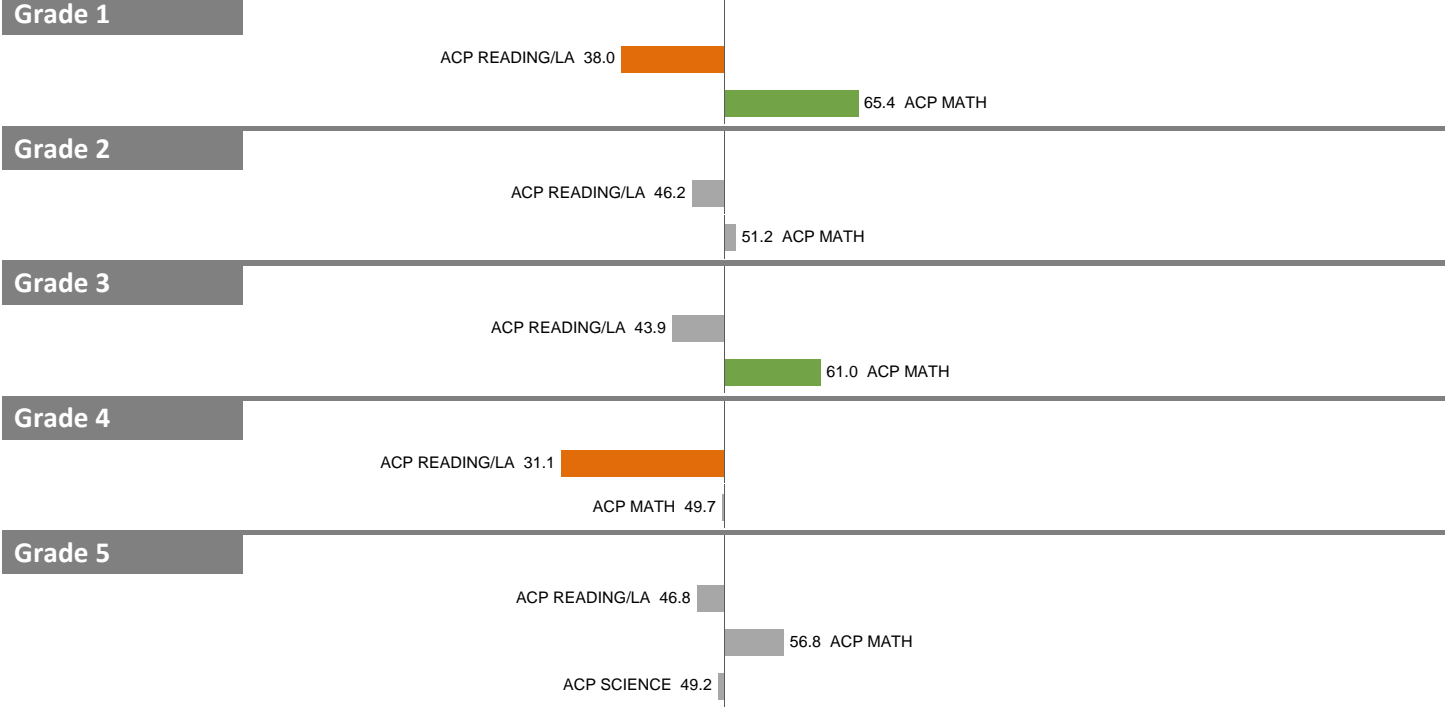
## Norm-Referenced



## STAAR



## Core ACP



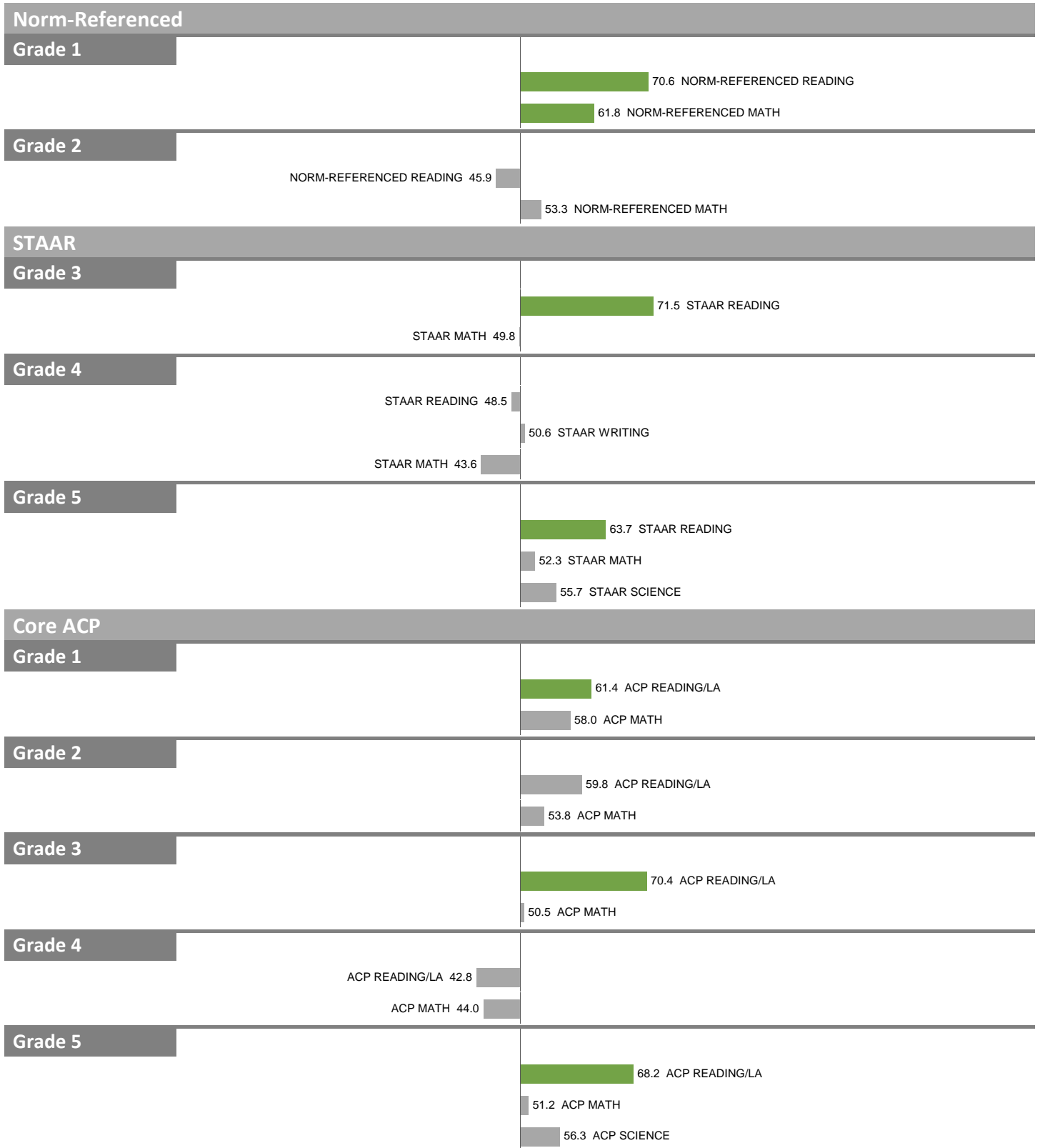
NOTES: "Overall SEI" has average 50 and standard deviation 5; an "average" overall SEI is 45 to 55. Component SEIs (e.g. Grade 5 STAAR Reading, PSAT Writing) each have average 50 and standard deviation 10; an "average" component SEI is 40 to 60. Component SEIs are computed only if at least eight test results are available.



# 2018-19 School Effectiveness Index (SEI) Detail

272-MARIA MORENO ELEMENTARY SCHOOL

Overall SEI: 55.1




NOTES: "Overall SEI" has average 50 and standard deviation 5; an "average" overall SEI is 45 to 55. Component SEIs (e.g. Grade 5 STAAR Reading, PSAT Writing) each have average 50 and standard deviation 10; an "average" component SEI is 40 to 60. Component SEIs are computed only if at least eight test results are available.

# 2018-19 School Effectiveness Index (SEI) Detail

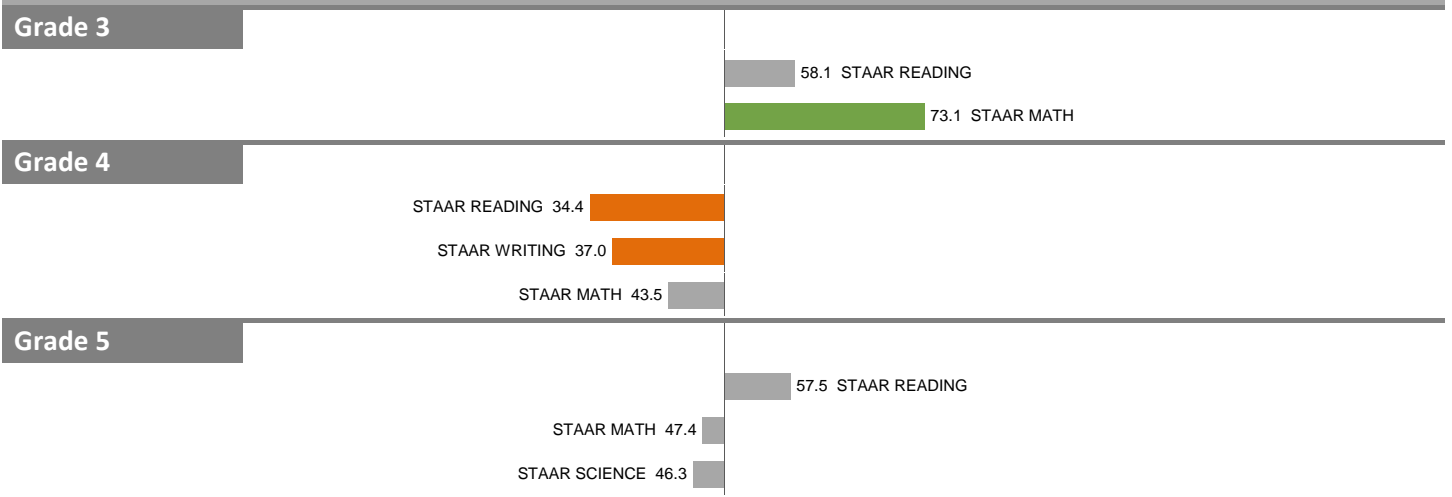
273—PLEASANT GROVE ELEMENTARY SCHOOL

Overall SEI: 49.5

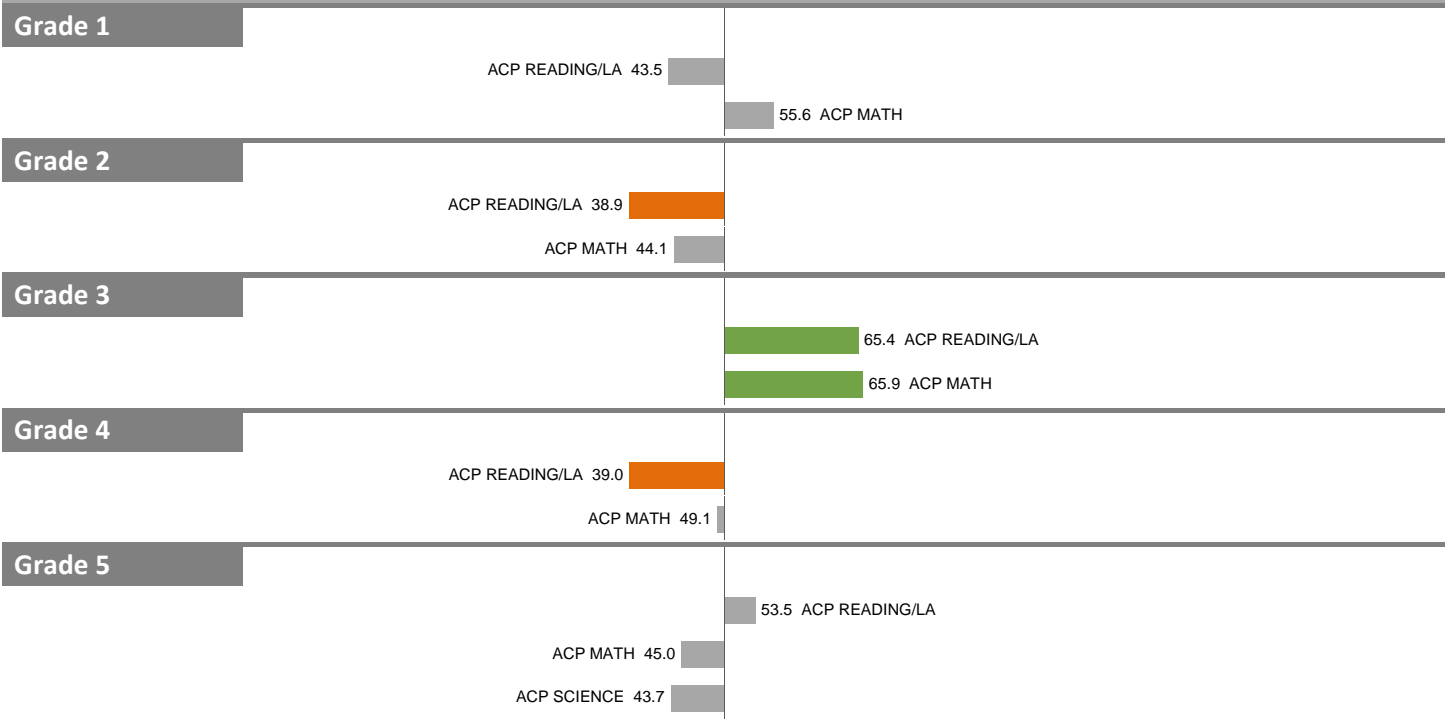
## Norm-Referenced



## STAAR



## Core ACP




NOTES: "Overall SEI" has average 50 and standard deviation 5; an "average" overall SEI is 45 to 55. Component SEIs (e.g. Grade 5 STAAR Reading, PSAT Writing) each have average 50 and standard deviation 10; an "average" component SEI is 40 to 60. Component SEIs are computed only if at least eight test results are available.

# 2018-19 School Effectiveness Index (SEI) Detail

274-MARY MCLEOD BETHUNE ELEMENTARY SCHOOL

Overall SEI: 51.8

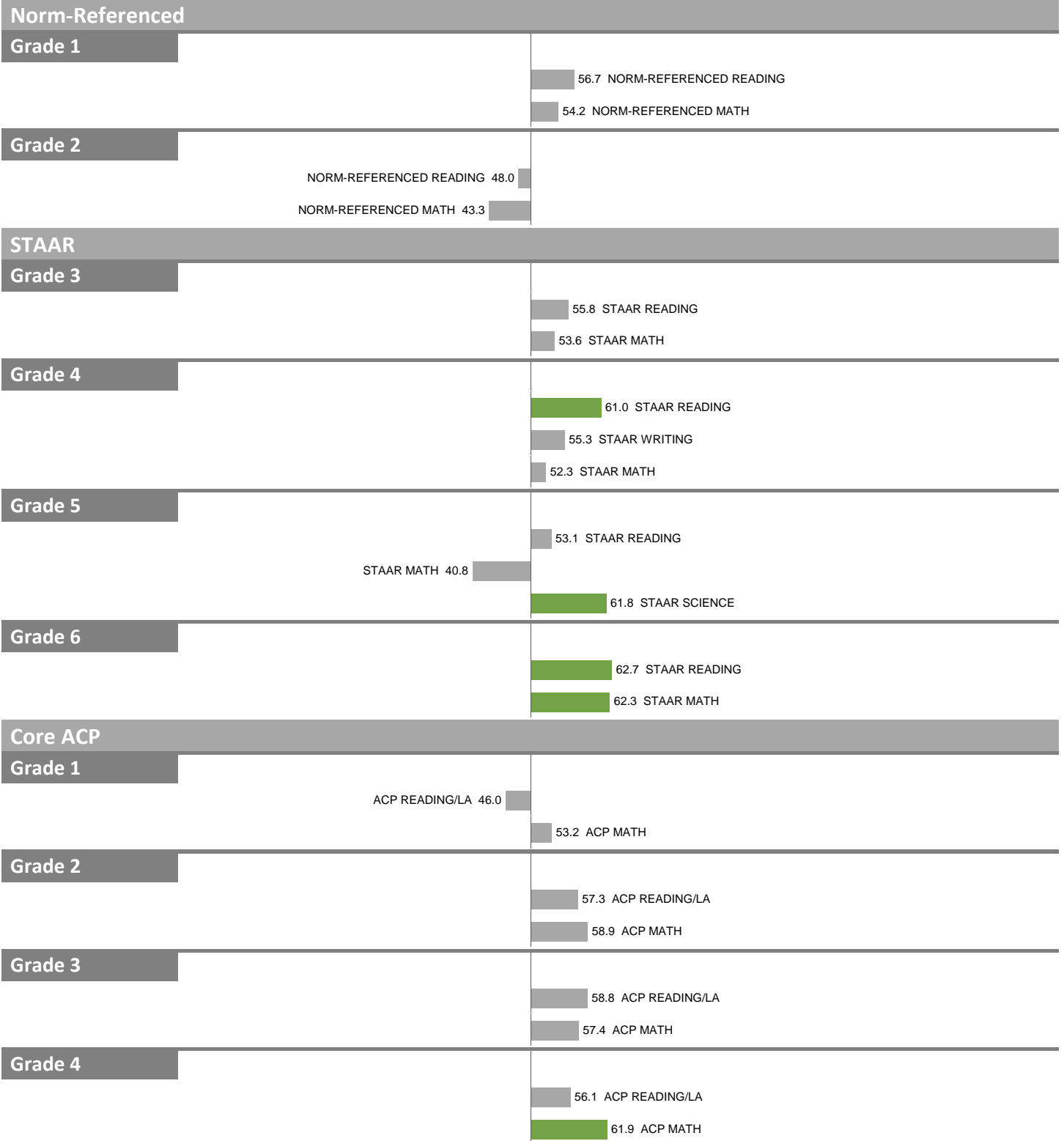


NOTES: "Overall SEI" has average 50 and standard deviation 5; an "average" overall SEI is 45 to 55. Component SEIs (e.g. Grade 5 STAAR Reading, PSAT Writing) each have average 50 and standard deviation 10; an "average" component SEI is 40 to 60. Component SEIs are computed only if at least eight test results are available.

# 2018-19 School Effectiveness Index (SEI) Detail

275–LOUISE WOLFF KAHN ELEMENTARY SCHOOL

Overall SEI: 53.9

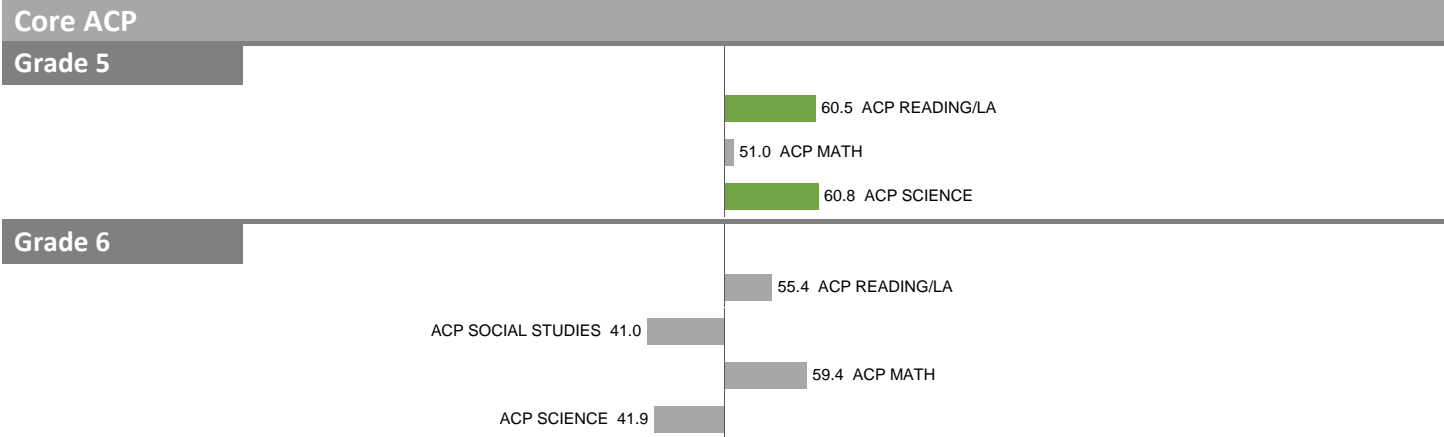


NOTES: "Overall SEI" has average 50 and standard deviation 5; an "average" overall SEI is 45 to 55. Component SEIs (e.g. Grade 5 STAAR Reading, PSAT Writing) each have average 50 and standard deviation 10; an "average" component SEI is 40 to 60. Component SEIs are computed only if at least eight test results are available.

# 2018-19 School Effectiveness Index (SEI) Detail

275—LOUISE WOLFF KAHN ELEMENTARY SCHOOL

Overall SEI: 53.9

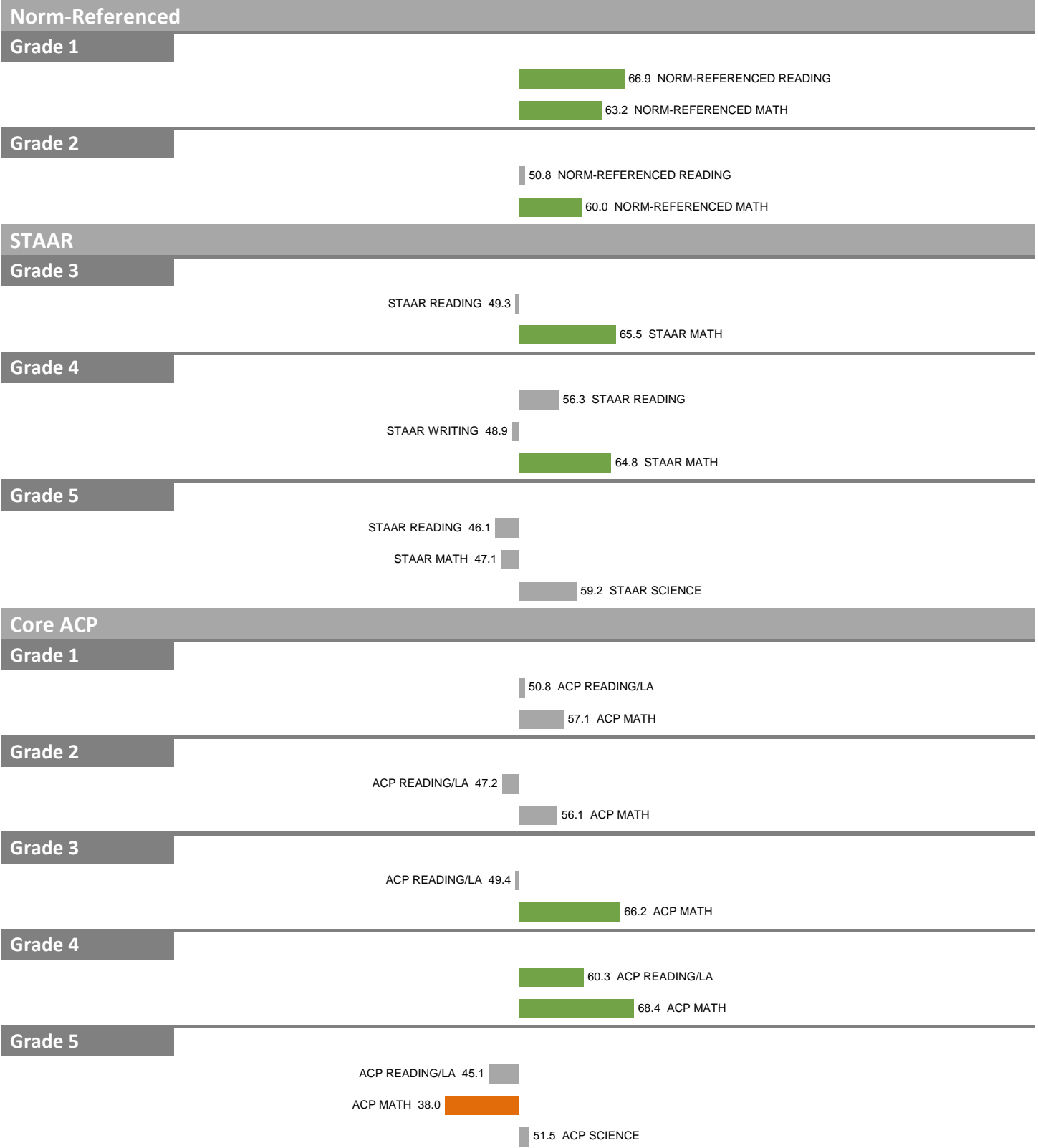


NOTES: "Overall SEI" has average 50 and standard deviation 5; an "average" overall SEI is 45 to 55. Component SEIs (e.g. Grade 5 STAAR Reading, PSAT Writing) each have average 50 and standard deviation 10; an "average" component SEI is 40 to 60. Component SEIs are computed only if at least eight test results are available.

# 2018-19 School Effectiveness Index (SEI) Detail

276—GILBERT CUELLAR, SR. ELEMENTARY SCHOOL

Overall SEI: 55.3




NOTES: "Overall SEI" has average 50 and standard deviation 5; an "average" overall SEI is 45 to 55. Component SEIs (e.g. Grade 5 STAAR Reading, PSAT Writing) each have average 50 and standard deviation 10; an "average" component SEI is 40 to 60. Component SEIs are computed only if at least eight test results are available.

# 2018-19 School Effectiveness Index (SEI) Detail

277—THOMAS TOLBERT ELEMENTARY SCHOOL

Overall SEI: 52.4



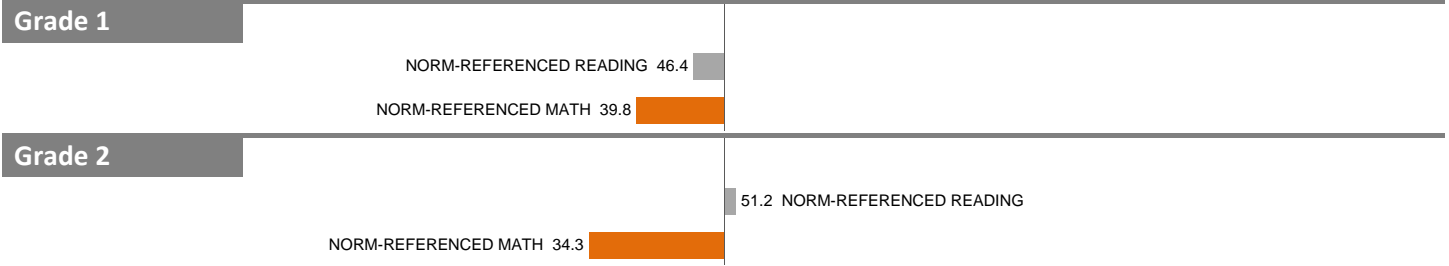
NOTES: "Overall SEI" has average 50 and standard deviation 5; an "average" overall SEI is 45 to 55. Component SEIs (e.g. Grade 5 STAAR Reading, PSAT Writing) each have average 50 and standard deviation 10; an "average" component SEI is 40 to 60. Component SEIs are computed only if at least eight test results are available.

# 2018-19 School Effectiveness Index (SEI) Detail

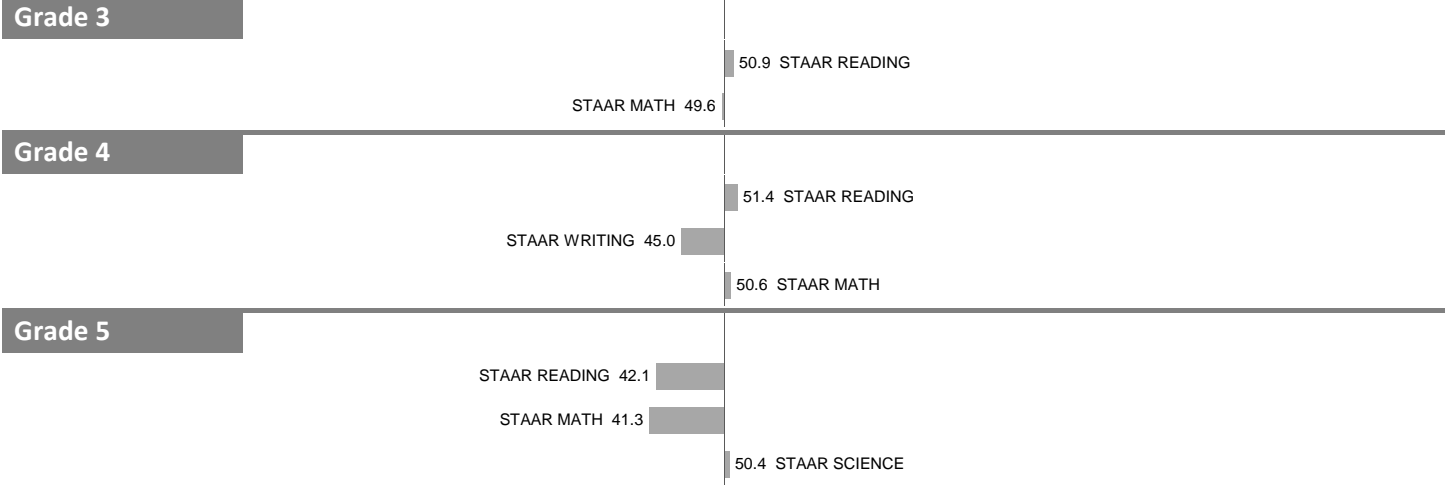
278–LEONIDES GONZALEZ CIGARROA, M.D. ELEMENTARY SCHOOL

Overall SEI: 46.9

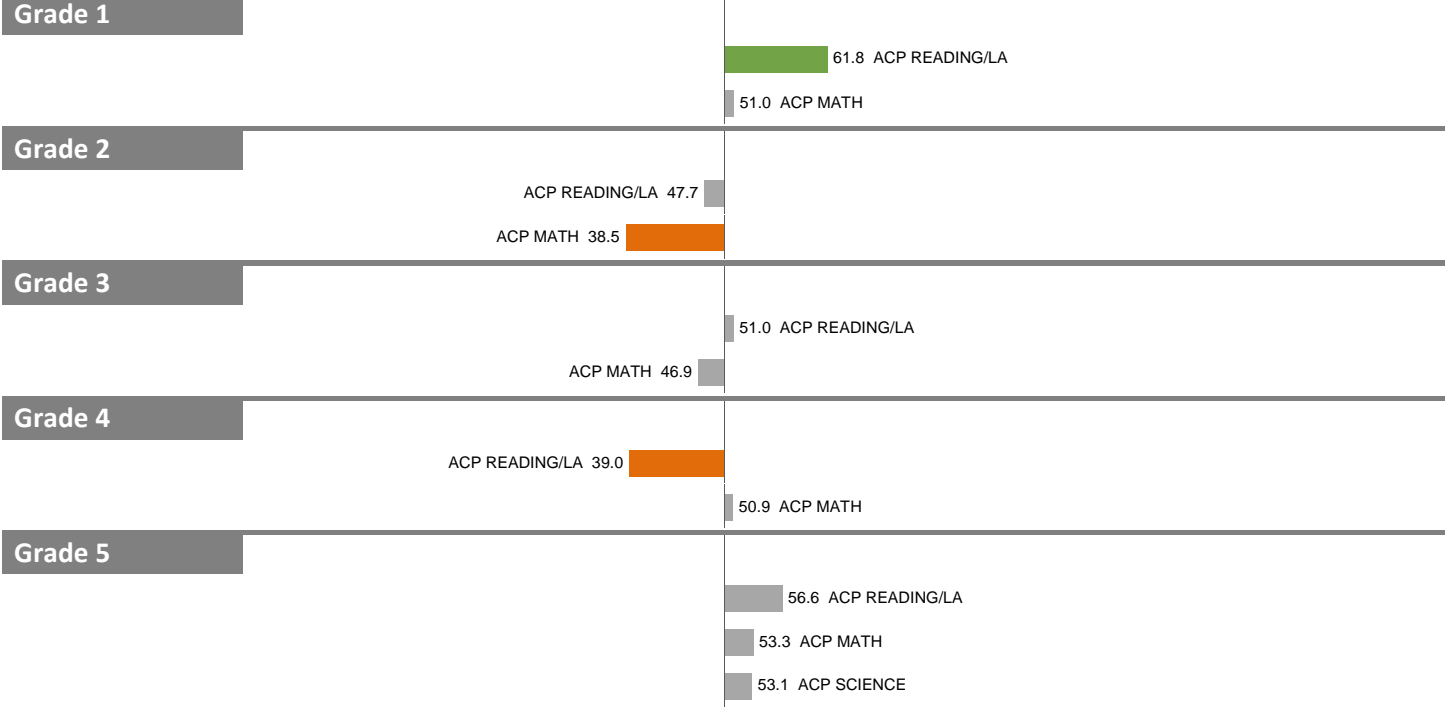
## Norm-Referenced



## STAAR



## Core ACP



NOTES: "Overall SEI" has average 50 and standard deviation 5; an "average" overall SEI is 45 to 55. Component SEIs (e.g. Grade 5 STAAR Reading, PSAT Writing) each have average 50 and standard deviation 10; an "average" component SEI is 40 to 60. Component SEIs are computed only if at least eight test results are available.

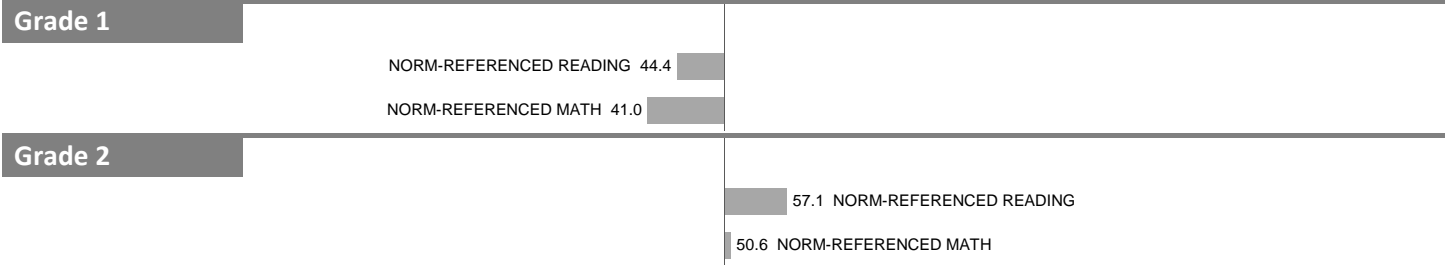


# 2018-19 School Effectiveness Index (SEI) Detail

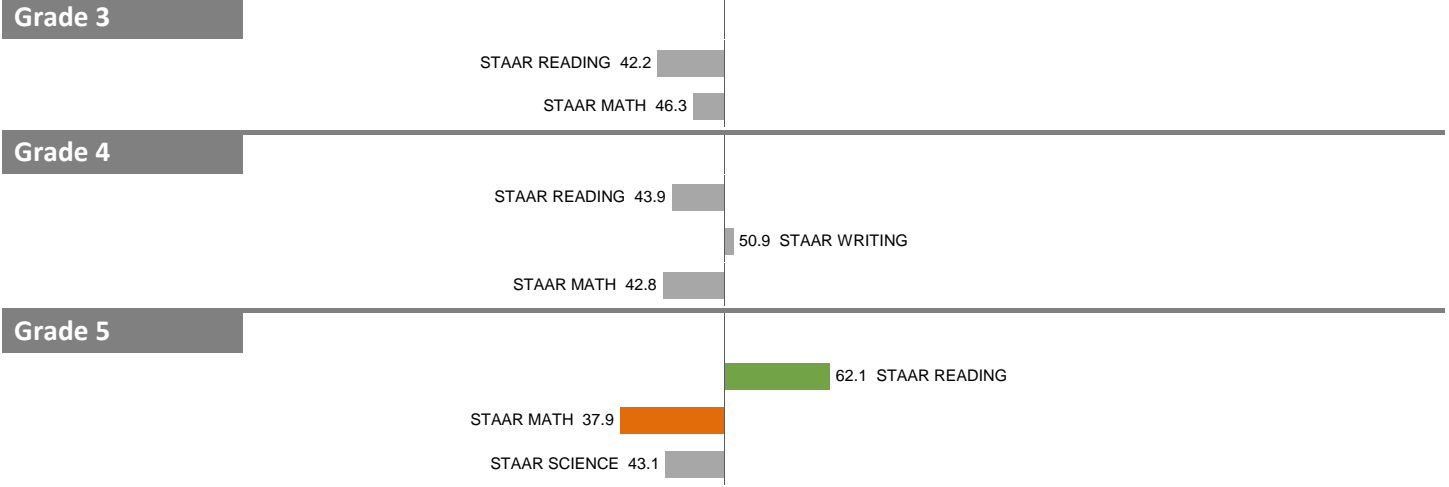
279—JERRY R. JUNKINS ELEMENTARY SCHOOL

Overall SEI: 47.7

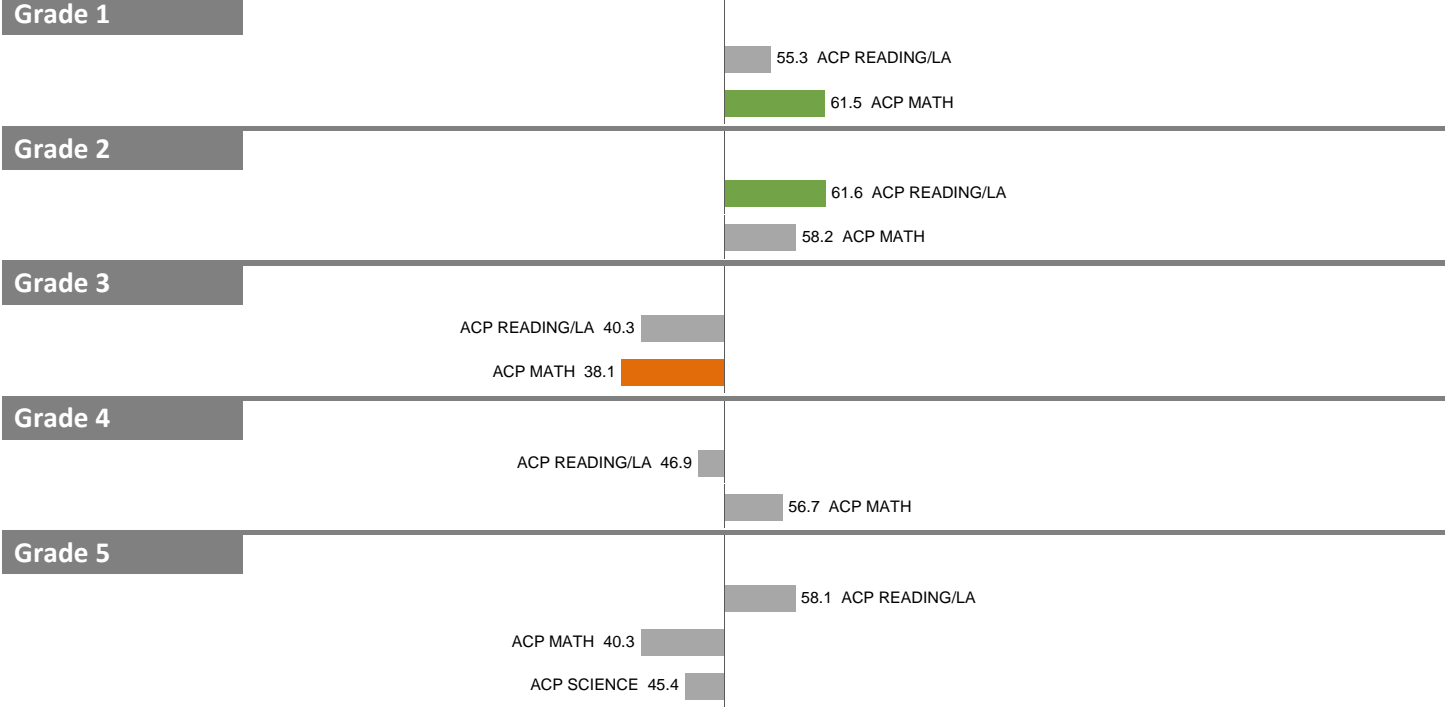
## Norm-Referenced



## STAAR



## Core ACP




NOTES: "Overall SEI" has average 50 and standard deviation 5; an "average" overall SEI is 45 to 55. Component SEIs (e.g. Grade 5 STAAR Reading, PSAT Writing) each have average 50 and standard deviation 10; an "average" component SEI is 40 to 60. Component SEIs are computed only if at least eight test results are available.

# 2018-19 School Effectiveness Index (SEI) Detail

280-ANNE FRANK ELEMENTARY SCHOOL

Overall SEI: 54.4




NOTES: "Overall SEI" has average 50 and standard deviation 5; an "average" overall SEI is 45 to 55. Component SEIs (e.g. Grade 5 STAAR Reading, PSAT Writing) each have average 50 and standard deviation 10; an "average" component SEI is 40 to 60. Component SEIs are computed only if at least eight test results are available.

# 2018-19 School Effectiveness Index (SEI) Detail

281—CESAR CHAVEZ ELEMENTARY SCHOOL

Overall SEI: 51.7



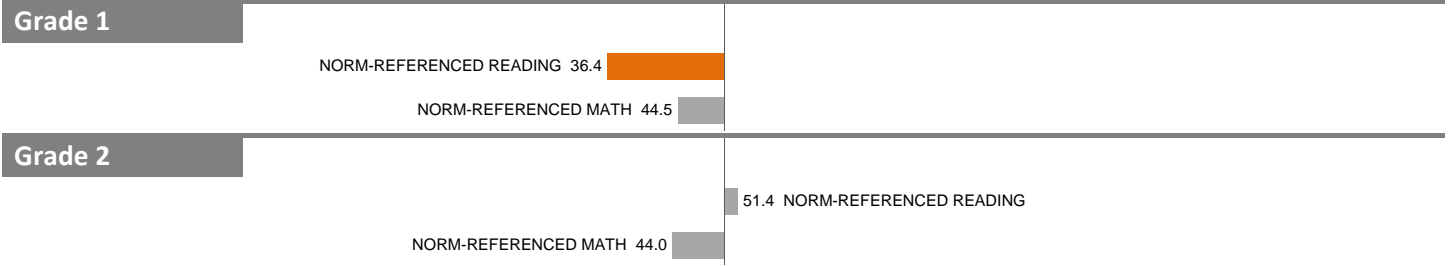
NOTES: "Overall SEI" has average 50 and standard deviation 5; an "average" overall SEI is 45 to 55. Component SEIs (e.g. Grade 5 STAAR Reading, PSAT Writing) each have average 50 and standard deviation 10; an "average" component SEI is 40 to 60. Component SEIs are computed only if at least eight test results are available.

# 2018-19 School Effectiveness Index (SEI) Detail


283-ESPERANZA "HOPE" MEDRANO ELEMENTARY SCHOOL

Overall SEI: 49.7

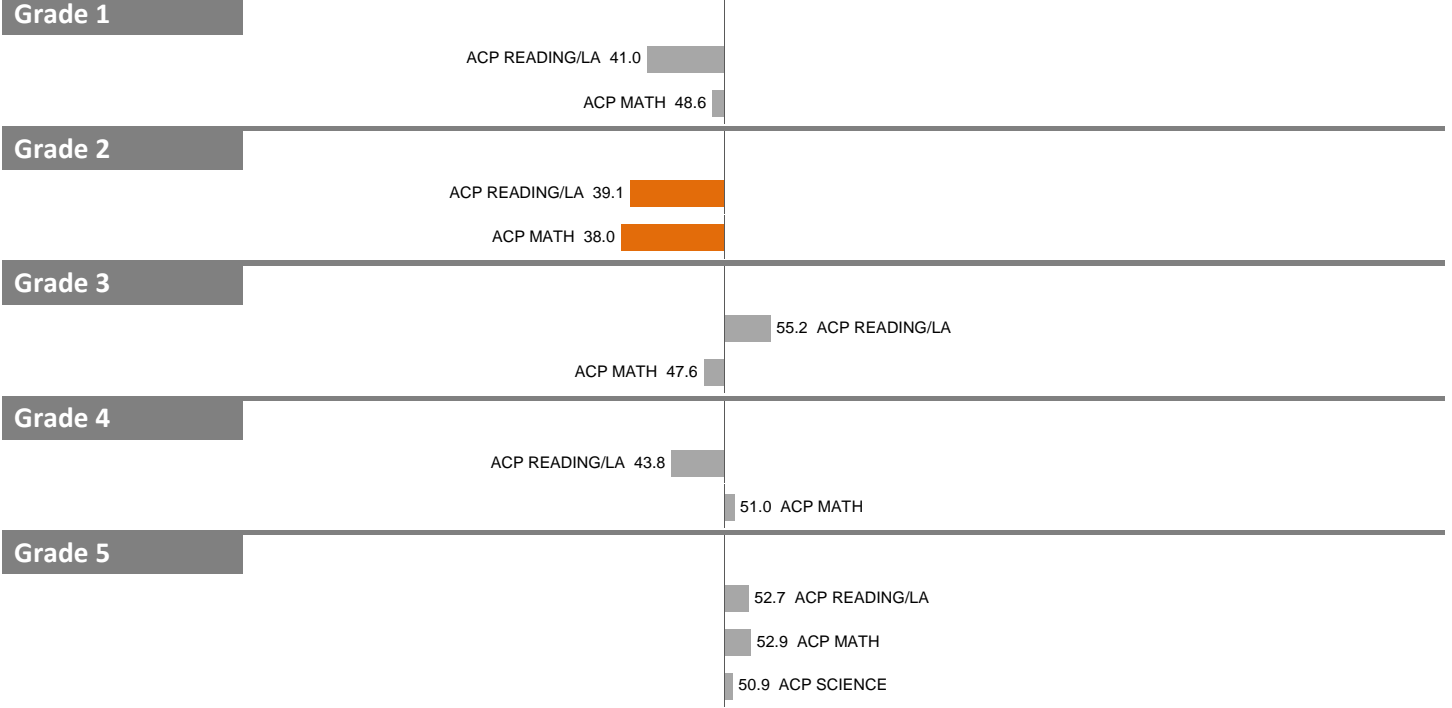
## Norm-Referenced



## STAAR



## Core ACP




NOTES: "Overall SEI" has average 50 and standard deviation 5; an "average" overall SEI is 45 to 55. Component SEIs (e.g. Grade 5 STAAR Reading, PSAT Writing) each have average 50 and standard deviation 10; an "average" component SEI is 40 to 60. Component SEIs are computed only if at least eight test results are available.

# 2018-19 School Effectiveness Index (SEI) Detail

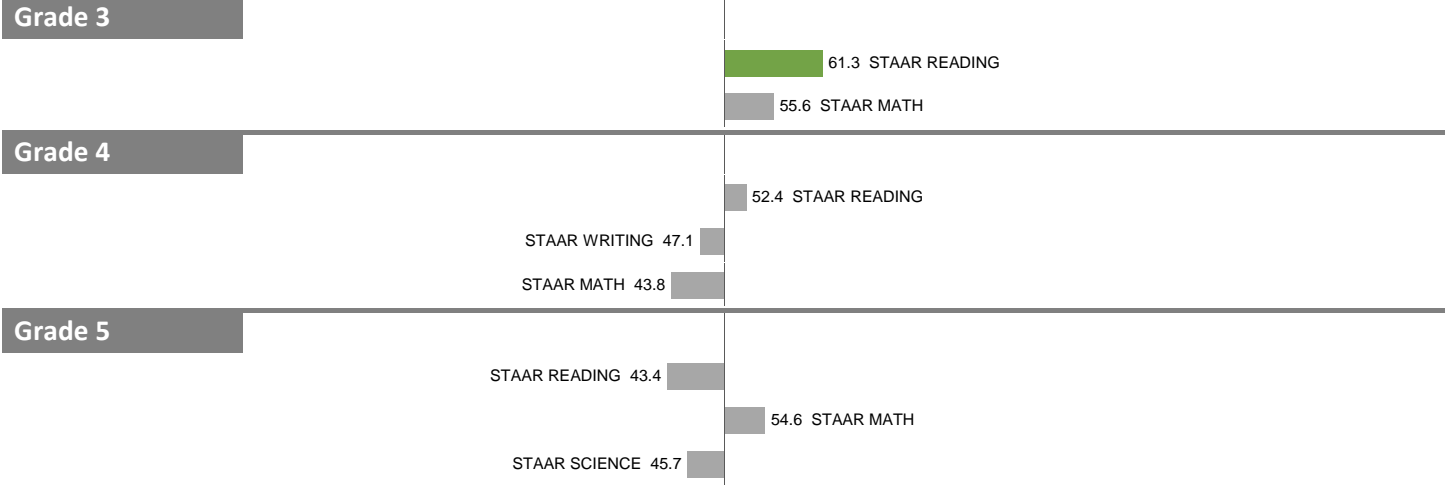
284-HIGHLAND MEADOWS ELEMENTARY SCHOOL

Overall SEI: 50.9

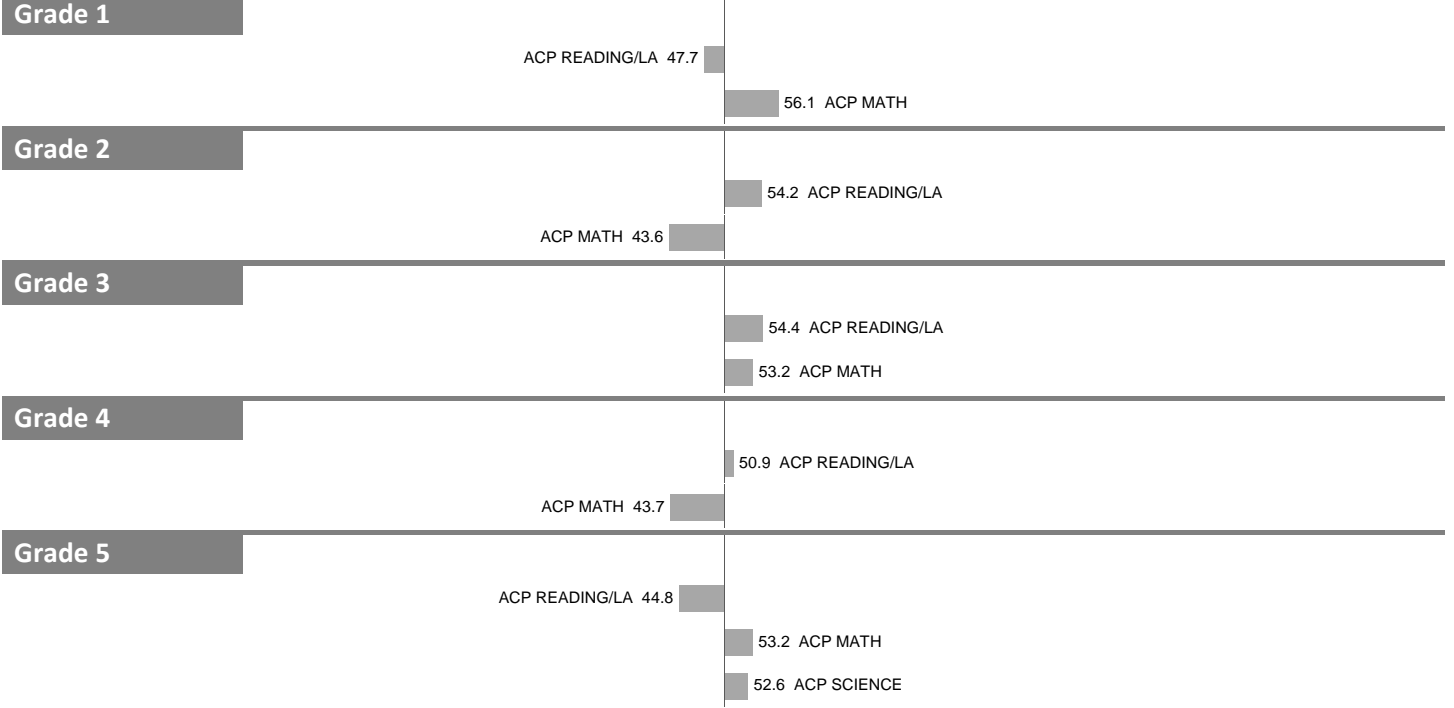
## Norm-Referenced



## STAAR



## Core ACP




NOTES: "Overall SEI" has average 50 and standard deviation 5; an "average" overall SEI is 45 to 55. Component SEIs (e.g. Grade 5 STAAR Reading, PSAT Writing) each have average 50 and standard deviation 10; an "average" component SEI is 40 to 60. Component SEIs are computed only if at least eight test results are available.

# 2018-19 School Effectiveness Index (SEI) Detail

285–N.W. HARLLEE EARLY CHILDHOOD CENTER

Overall SEI: Too few components



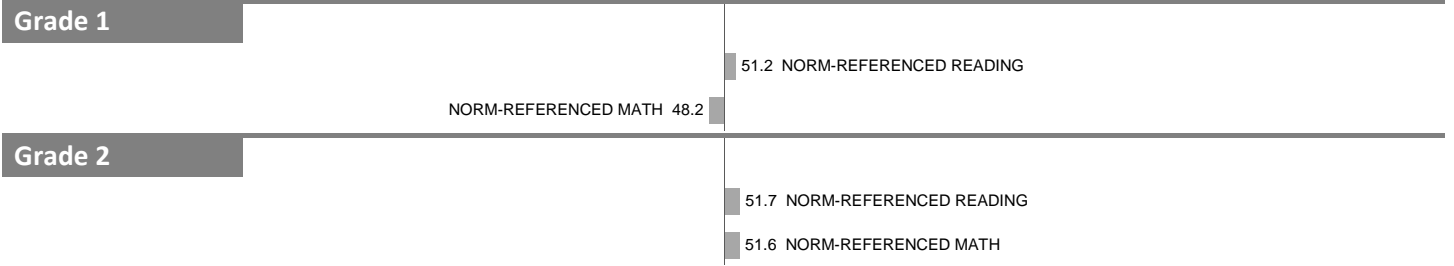
NOTES: "Overall SEI" has average 50 and standard deviation 5; an "average" overall SEI is 45 to 55. Component SEIs (e.g. Grade 5 STAAR Reading, PSAT Writing) each have average 50 and standard deviation 10; an "average" component SEI is 40 to 60. Component SEIs are computed only if at least eight test results are available.

# 2018-19 School Effectiveness Index (SEI) Detail


286-LEE A. MCSHAN, JR. ELEMENTARY SCHOOL

Overall SEI: 51.1

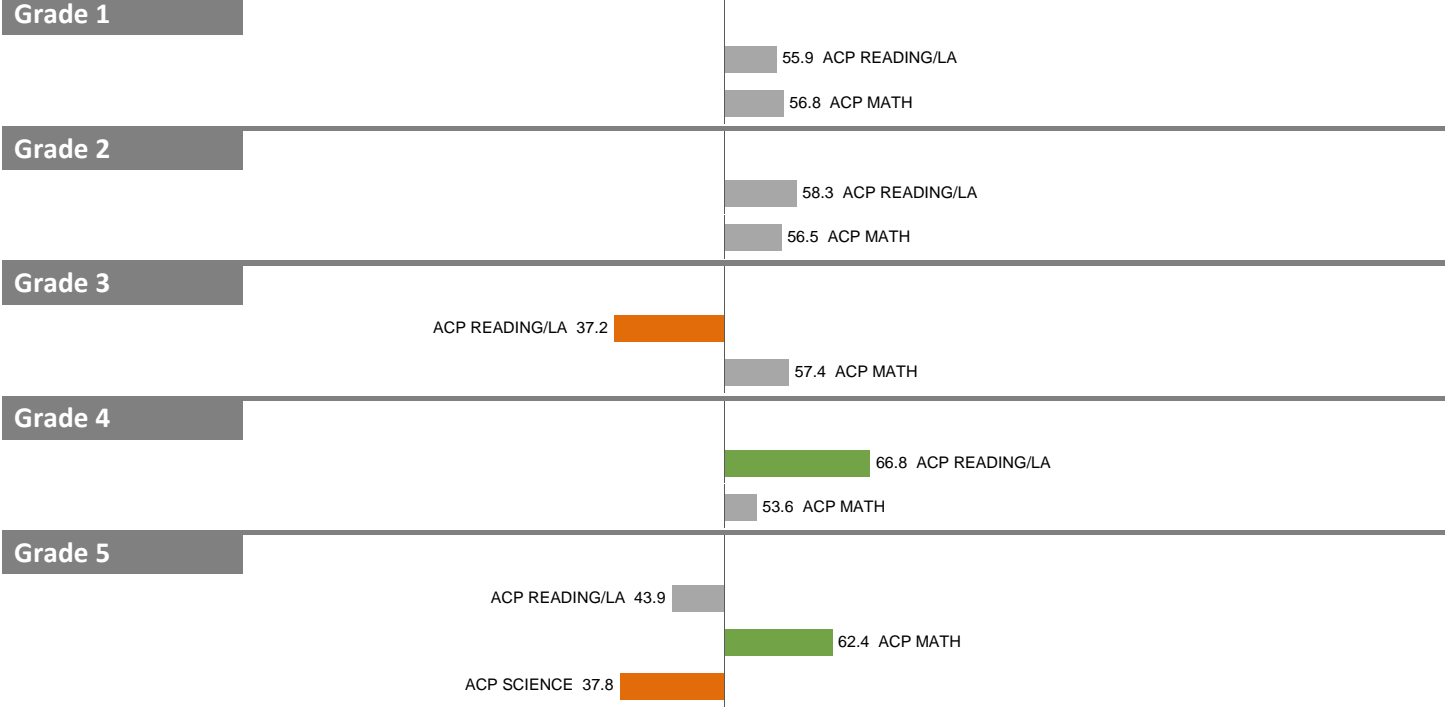
## Norm-Referenced



## STAAR



## Core ACP



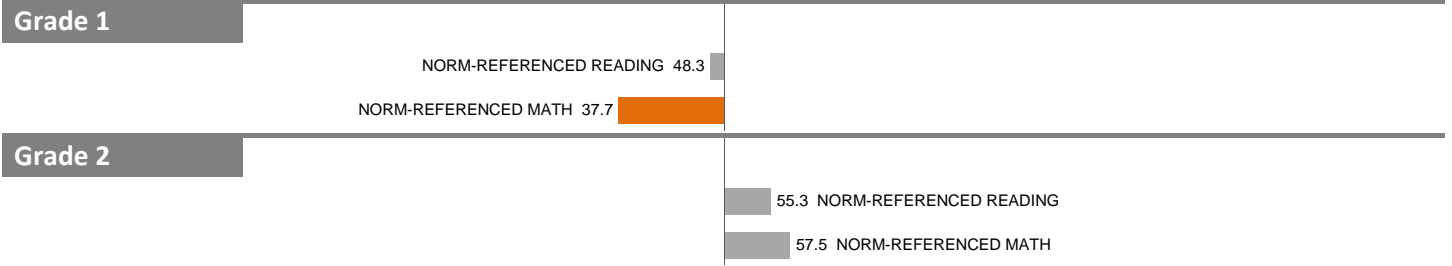
NOTES: "Overall SEI" has average 50 and standard deviation 5; an "average" overall SEI is 45 to 55. Component SEIs (e.g. Grade 5 STAAR Reading, PSAT Writing) each have average 50 and standard deviation 10; an "average" component SEI is 40 to 60. Component SEIs are computed only if at least eight test results are available.

# 2018-19 School Effectiveness Index (SEI) Detail

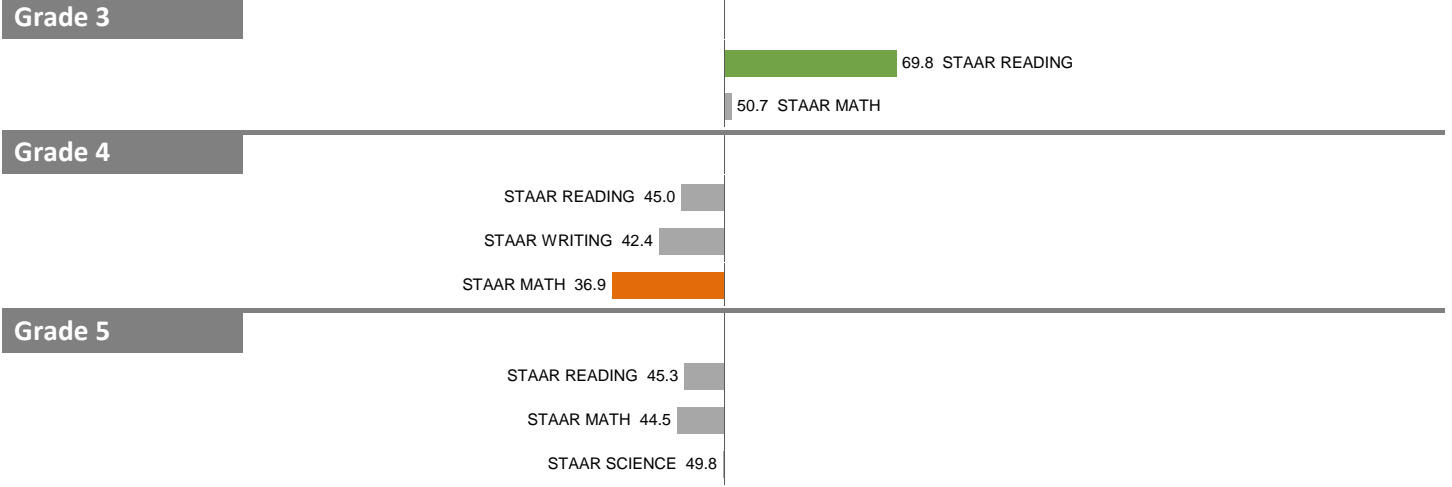
287—CELESTINO MAURICIO SOTO, JR. ELEMENTARY SCHOOL

Overall SEI: 49.5

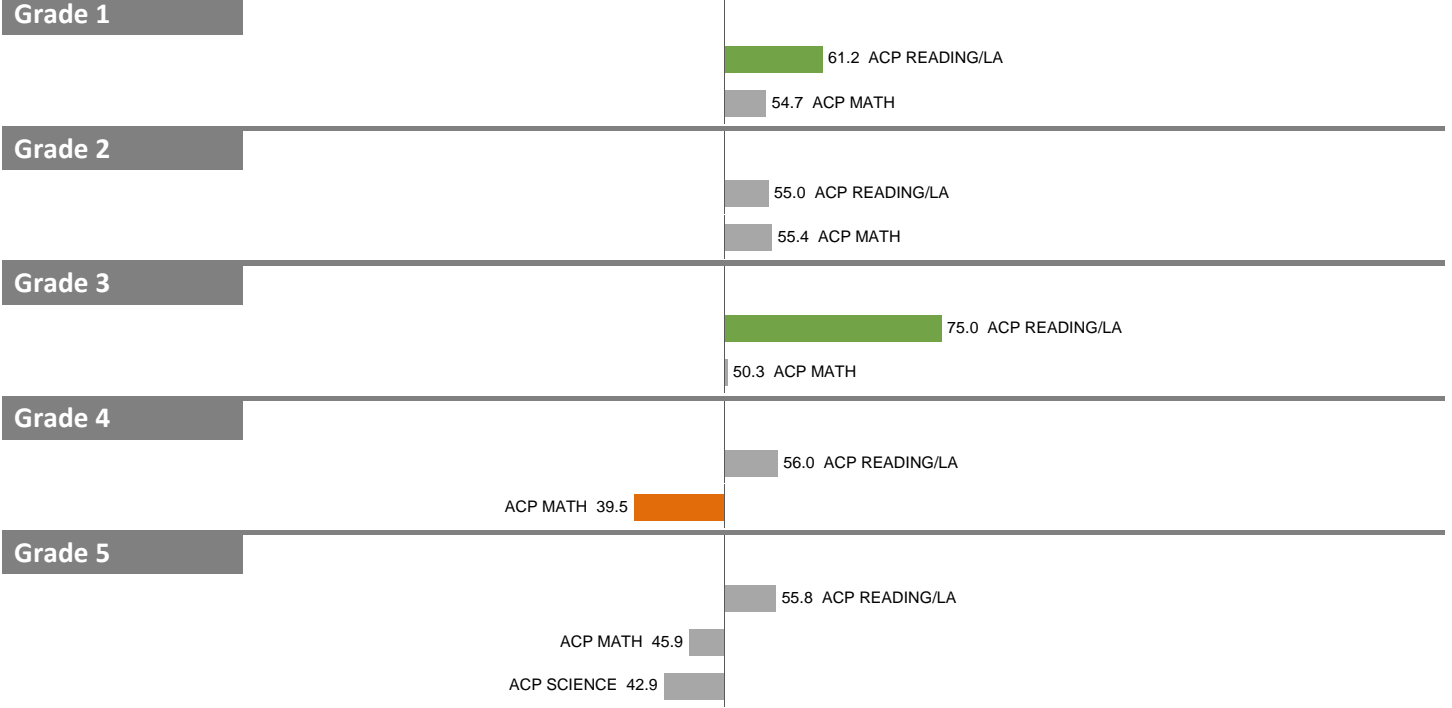
## Norm-Referenced



## STAAR



## Core ACP



NOTES: "Overall SEI" has average 50 and standard deviation 5; an "average" overall SEI is 45 to 55. Component SEIs (e.g. Grade 5 STAAR Reading, PSAT Writing) each have average 50 and standard deviation 10; an "average" component SEI is 40 to 60. Component SEIs are computed only if at least eight test results are available.




# 2018-19 School Effectiveness Index (SEI) Detail

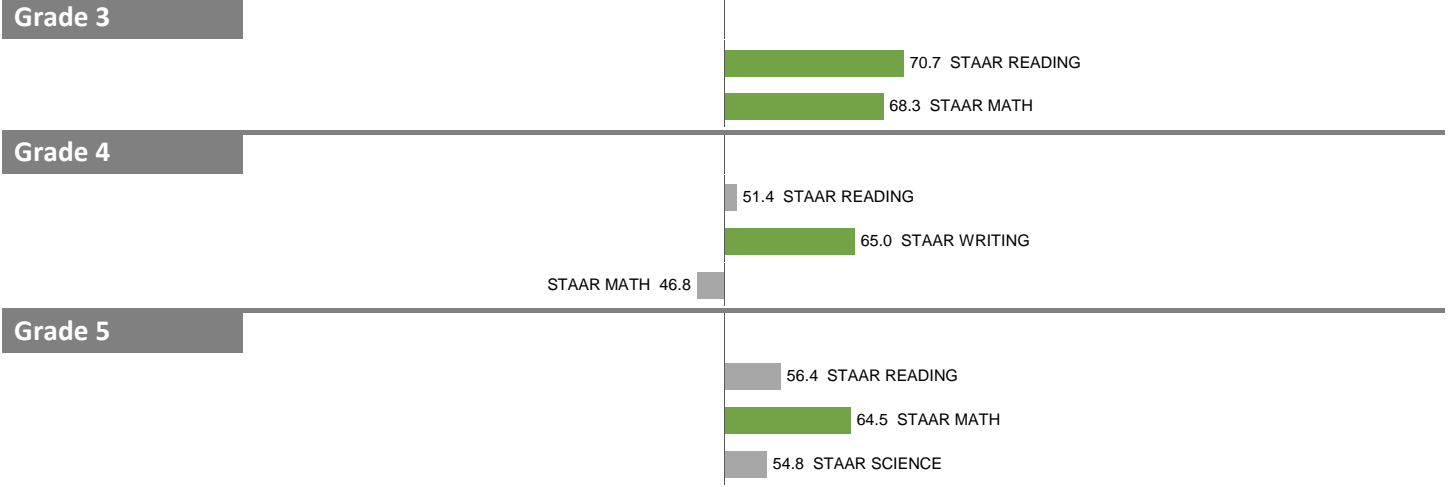
289—FELIX G. BOTELLO ELEMENTARY SCHOOL

Overall SEI: 55.5


## Norm-Referenced



## STAAR



## Core ACP



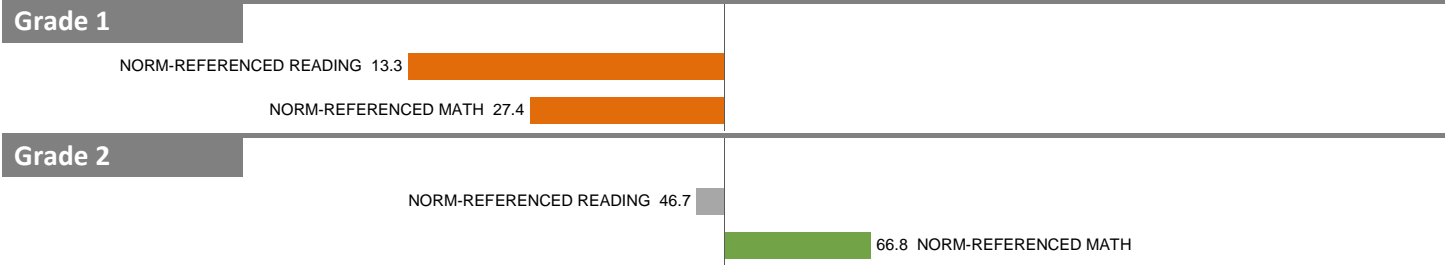
NOTES: "Overall SEI" has average 50 and standard deviation 5; an "average" overall SEI is 45 to 55. Component SEIs (e.g. Grade 5 STAAR Reading, PSAT Writing) each have average 50 and standard deviation 10; an "average" component SEI is 40 to 60. Component SEIs are computed only if at least eight test results are available.

# 2018-19 School Effectiveness Index (SEI) Detail


301-WILMER-HUTCHINS ELEMENTARY SCHOOL

Overall SEI: 40.6

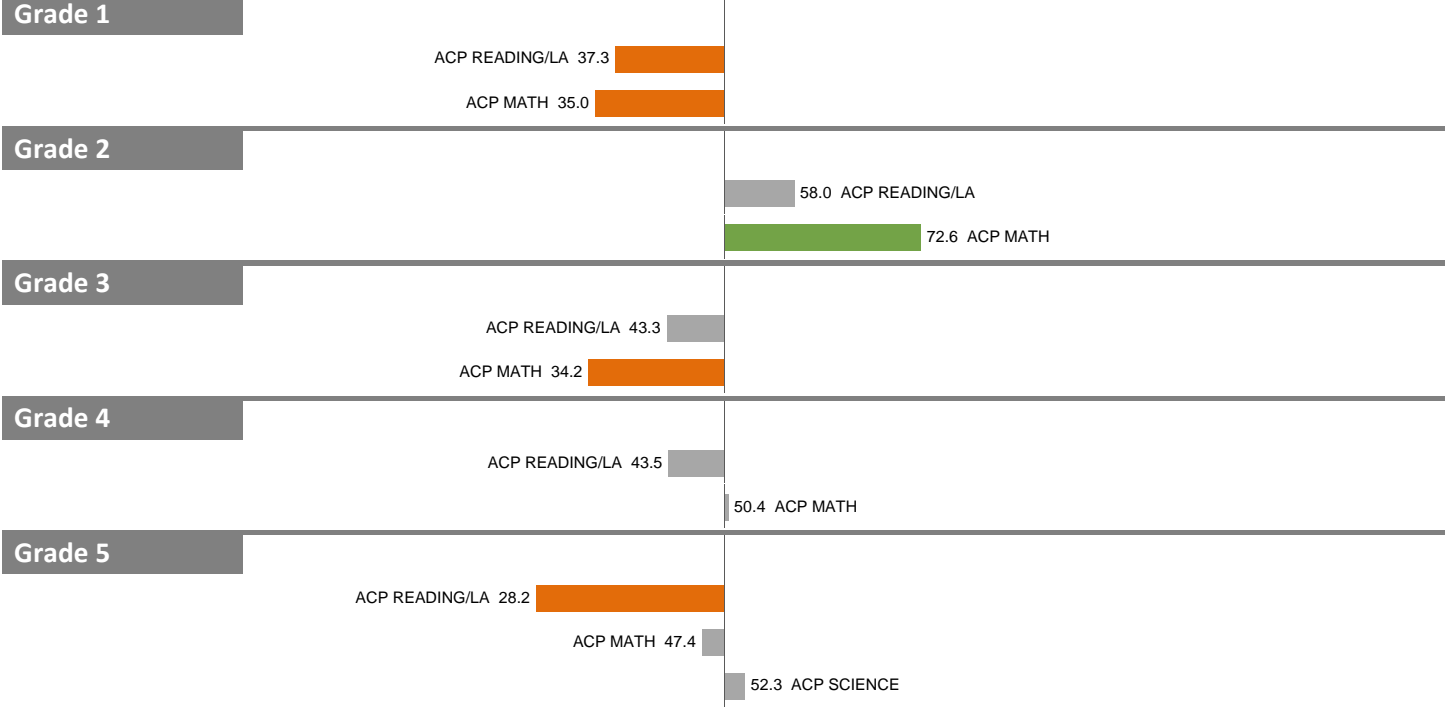
## Norm-Referenced



## STAAR



## Core ACP




NOTES: "Overall SEI" has average 50 and standard deviation 5; an "average" overall SEI is 45 to 55. Component SEIs (e.g. Grade 5 STAAR Reading, PSAT Writing) each have average 50 and standard deviation 10; an "average" component SEI is 40 to 60. Component SEIs are computed only if at least eight test results are available.

# 2018-19 School Effectiveness Index (SEI) Detail

303—THELMA E. PAGE RICHARDSON ELEMENTARY SCHOOL

Overall SEI: 52.0

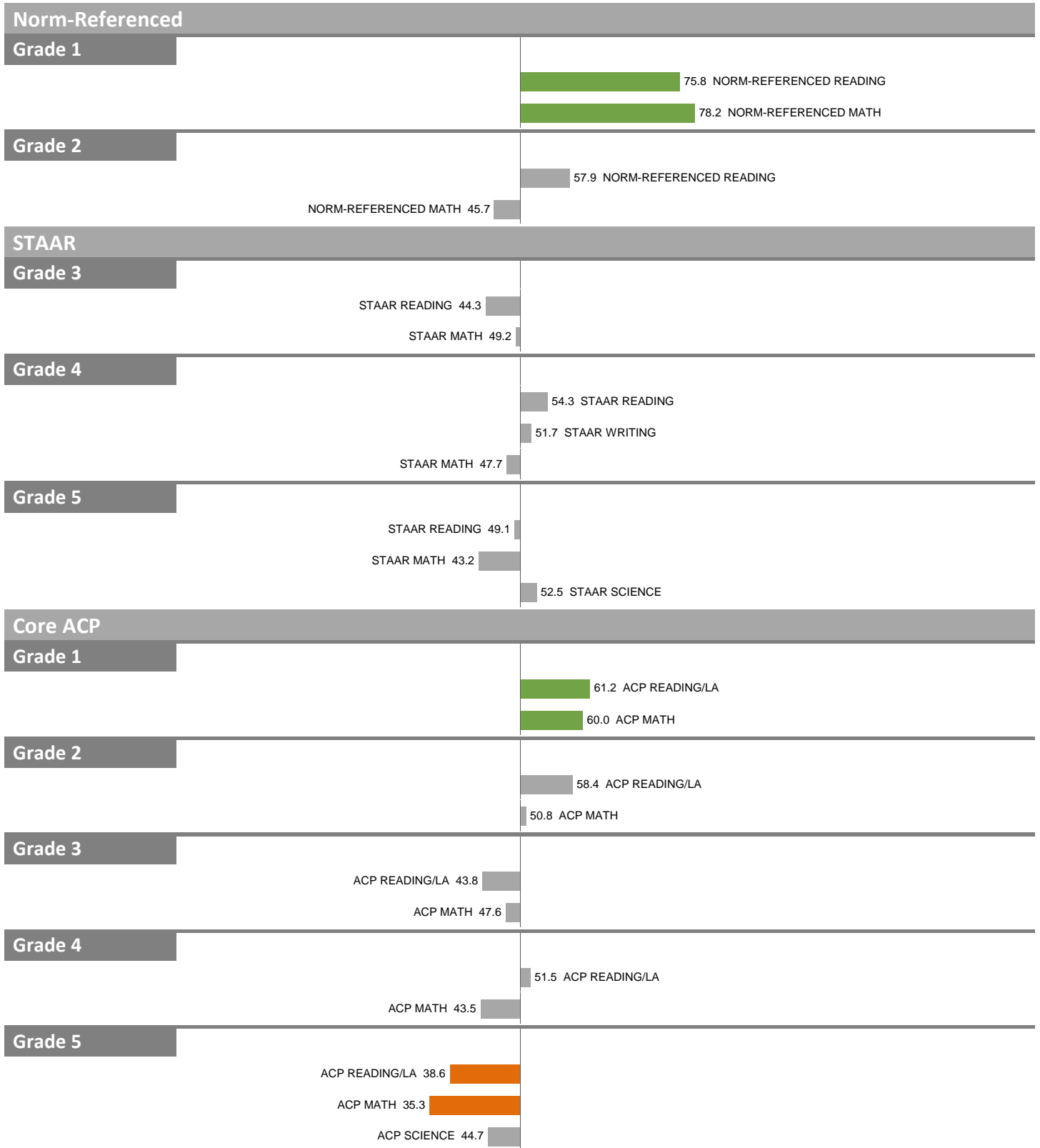


NOTES: "Overall SEI" has average 50 and standard deviation 5; an "average" overall SEI is 45 to 55. Component SEIs (e.g. Grade 5 STAAR Reading, PSAT Writing) each have average 50 and standard deviation 10; an "average" component SEI is 40 to 60. Component SEIs are computed only if at least eight test results are available.

# 2018-19 School Effectiveness Index (SEI) Detail

304—GEORGE H.W. BUSH ELEMENTARY SCHOOL

Overall SEI: 52.7




NOTES: "Overall SEI" has average 50 and standard deviation 5; an "average" overall SEI is 45 to 55. Component SEIs (e.g. Grade 5 STAAR Reading, PSAT Writing) each have average 50 and standard deviation 10; an "average" component SEI is 40 to 60. Component SEIs are computed only if at least eight test results are available.

# 2018-19 School Effectiveness Index (SEI) Detail

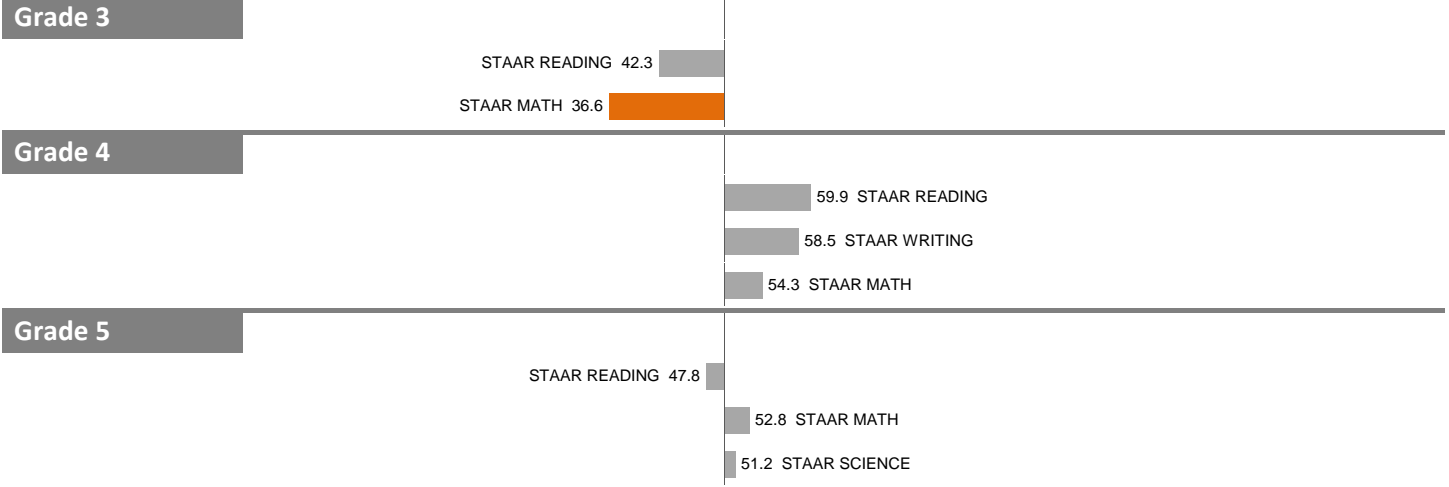
305-EBBY HALLIDAY ELEMENTARY SCHOOL

Overall SEI: 49.5

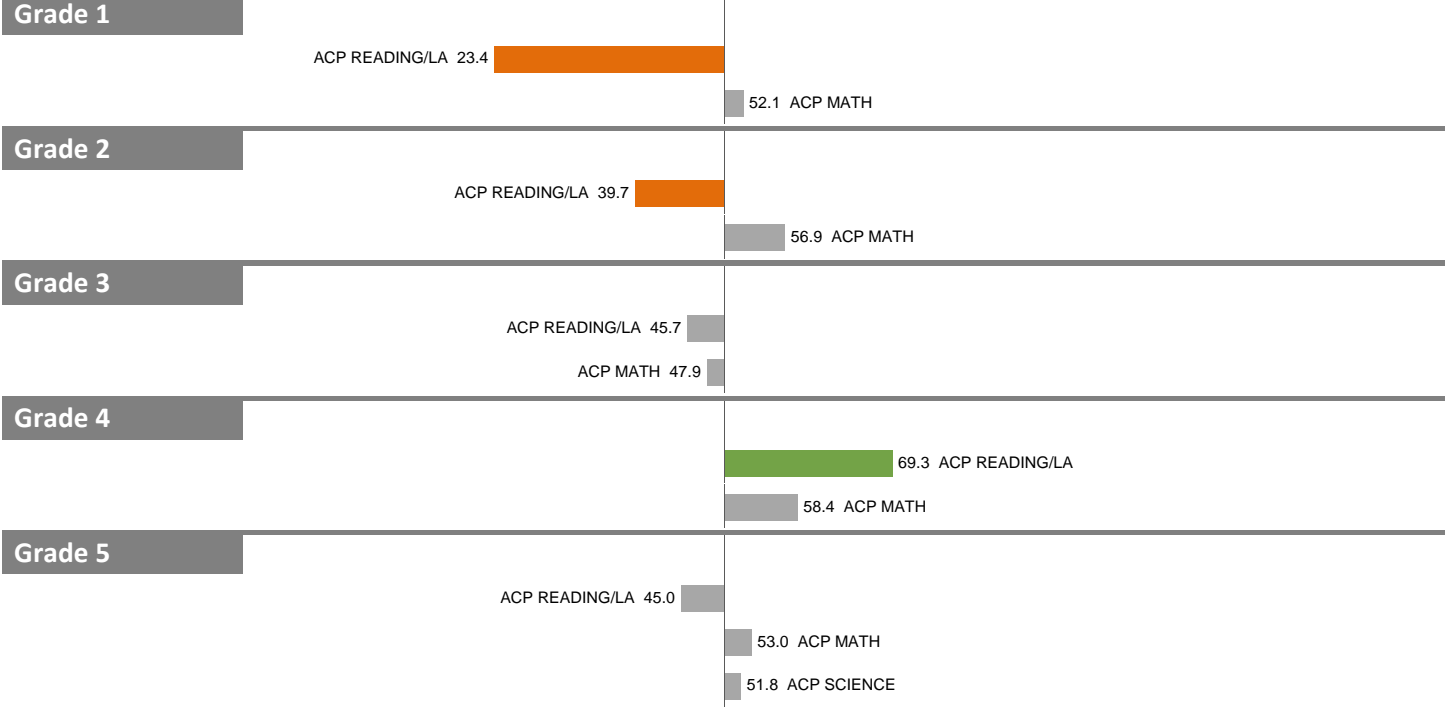
## Norm-Referenced



## STAAR



## Core ACP



NOTES: "Overall SEI" has average 50 and standard deviation 5; an "average" overall SEI is 45 to 55. Component SEIs (e.g. Grade 5 STAAR Reading, PSAT Writing) each have average 50 and standard deviation 10; an "average" component SEI is 40 to 60. Component SEIs are computed only if at least eight test results are available.