

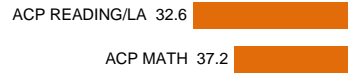
Due to the COVID-19 emergency closure, data were available for a limited number of components of the overall SEI. An overall SEI cannot be computed. Statistics provided here are for information only.

2019-20 School Effectiveness Index (SEI) Detail

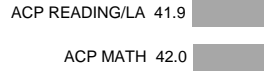
101-JOHN Q. ADAMS ELEMENTARY SCHOOL

Core ACP

Grade 1



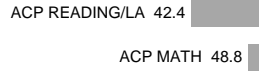
Grade 2



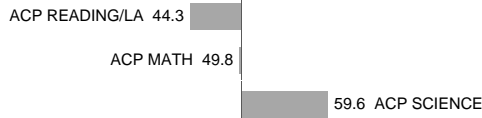
Grade 3



Grade 4



Grade 5



NOTES: Component SEIs (e.g. Grade 5 STAAR Reading, PSAT Writing) each have average 50 and standard deviation 10; an "average" component SEI is 40 to 60. Component SEIs are computed only if at least eight test results are available.

Due to the COVID-19 emergency closure, data were available for a limited number of components of the overall SEI. An overall SEI cannot be computed. Statistics provided here are for information only.

2019-20 School Effectiveness Index (SEI) Detail

103—GABE P. ALLEN CHARTER SCHOOL

Core ACP

Grade 1

ACP READING/LA 44.3

56.2 ACP MATH

Grade 2

ACP READING/LA 49.3

ACP MATH 49.5

Grade 3

ACP READING/LA 41.5

ACP MATH 48.1

Grade 4

ACP READING/LA 33.4

ACP MATH 48.0

Grade 5

55.8 ACP READING/LA

ACP MATH 46.7

54.3 ACP SCIENCE

Grade 6

ACP READING/LA 43.5

ACP SOCIAL STUDIES 44.6

54.6 ACP MATH

ACP SCIENCE 43.8

NOTES: Component SEIs (e.g. Grade 5 STAAR Reading, PSAT Writing) each have average 50 and standard deviation 10; an “average” component SEI is 40 to 60. Component SEIs are computed only if at least eight test results are available.

Due to the COVID-19 emergency closure, data were available for a limited number of components of the overall SEI. An overall SEI cannot be computed. Statistics provided here are for information only.

2019-20 School Effectiveness Index (SEI) Detail

104–WILLIAM M. ANDERSON ELEMENTARY SCHOOL

Core ACP

Grade 1

53.9 ACP READING/LA

62.4 ACP MATH

Grade 2

54.5 ACP READING/LA

63.9 ACP MATH

Grade 3

63.6 ACP READING/LA

75.5 ACP MATH

Grade 4

ACP READING/LA 40.9

ACP MATH 38.1

Grade 5

58.0 ACP READING/LA

ACP MATH 48.6

62.9 ACP SCIENCE

NOTES: Component SEIs (e.g. Grade 5 STAAR Reading, PSAT Writing) each have average 50 and standard deviation 10; an “average” component SEI is 40 to 60. Component SEIs are computed only if at least eight test results are available.

Due to the COVID-19 emergency closure, data were available for a limited number of components of the overall SEI. An overall SEI cannot be computed. Statistics provided here are for information only.

2019-20 School Effectiveness Index (SEI) Detail

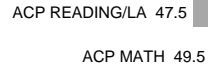
105--ARCADIA PARK ELEMENTARY SCHOOL

Core ACP

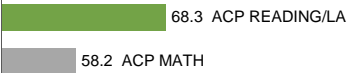
Grade 1



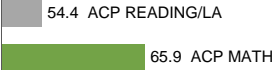
Grade 2



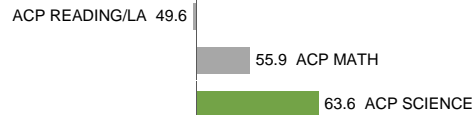
Grade 3




Grade 4



Grade 5



Grade 6



NOTES: Component SEIs (e.g. Grade 5 STAAR Reading, PSAT Writing) each have average 50 and standard deviation 10; an "average" component SEI is 40 to 60. Component SEIs are computed only if at least eight test results are available.

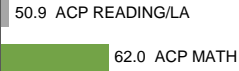
Due to the COVID-19 emergency closure, data were available for a limited number of components of the overall SEI. An overall SEI cannot be computed. Statistics provided here are for information only.

2019-20 School Effectiveness Index (SEI) Detail

107-JOSE "JOE" MAY ELEMENTARY SCHOOL

Core ACP

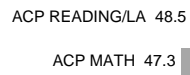
Grade 1



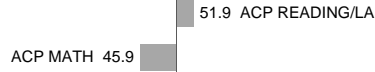
Grade 2



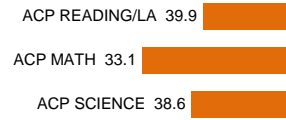
Grade 3



Grade 4



Grade 5



NOTES: Component SEIs (e.g. Grade 5 STAAR Reading, PSAT Writing) each have average 50 and standard deviation 10; an "average" component SEI is 40 to 60. Component SEIs are computed only if at least eight test results are available.

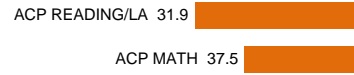
Due to the COVID-19 emergency closure, data were available for a limited number of components of the overall SEI. An overall SEI cannot be computed. Statistics provided here are for information only.

2019-20 School Effectiveness Index (SEI) Detail

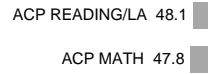
108-BAYLES ELEMENTARY SCHOOL

Core ACP

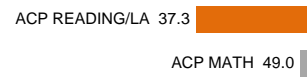
Grade 1



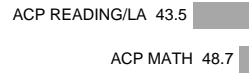
Grade 2



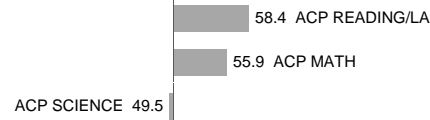
Grade 3



Grade 4



Grade 5




NOTES: Component SEIs (e.g. Grade 5 STAAR Reading, PSAT Writing) each have average 50 and standard deviation 10; an "average" component SEI is 40 to 60. Component SEIs are computed only if at least eight test results are available.

Due to the COVID-19 emergency closure, data were available for a limited number of components of the overall SEI. An overall SEI cannot be computed. Statistics provided here are for information only.

2019-20 School Effectiveness Index (SEI) Detail

109–WILLIAM A. BLAIR ELEMENTARY SCHOOL



NOTES: Component SEIs (e.g. Grade 5 STAAR Reading, PSAT Writing) each have average 50 and standard deviation 10; an “average” component SEI is 40 to 60. Component SEIs are computed only if at least eight test results are available.

Due to the COVID-19 emergency closure, data were available for a limited number of components of the overall SEI. An overall SEI cannot be computed. Statistics provided here are for information only.

2019-20 School Effectiveness Index (SEI) Detail

110-ANNIE WEBB BLANTON ELEMENTARY SCHOOL

Core ACP

Grade 1

ACP READING/LA 46.5

53.4 ACP MATH

Grade 2

67.4 ACP READING/LA

64.4 ACP MATH

Grade 3

56.8 ACP READING/LA

76.4 ACP MATH

Grade 4

50.0 ACP READING/LA

75.1 ACP MATH

Grade 5

ACP READING/LA 47.1

ACP MATH 45.3

56.8 ACP SCIENCE

NOTES: Component SEIs (e.g. Grade 5 STAAR Reading, PSAT Writing) each have average 50 and standard deviation 10; an "average" component SEI is 40 to 60. Component SEIs are computed only if at least eight test results are available.

Due to the COVID-19 emergency closure, data were available for a limited number of components of the overall SEI. An overall SEI cannot be computed. Statistics provided here are for information only.

2019-20 School Effectiveness Index (SEI) Detail

112-JAMES BOWIE ELEMENTARY SCHOOL

Core ACP

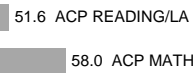
Grade 1



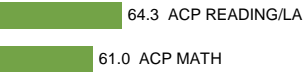
Grade 2



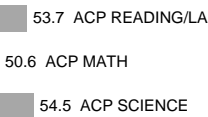
Grade 3



Grade 4



Grade 5



NOTES: Component SEIs (e.g. Grade 5 STAAR Reading, PSAT Writing) each have average 50 and standard deviation 10; an "average" component SEI is 40 to 60. Component SEIs are computed only if at least eight test results are available.

Due to the COVID-19 emergency closure, data were available for a limited number of components of the overall SEI. An overall SEI cannot be computed. Statistics provided here are for information only.

2019-20 School Effectiveness Index (SEI) Detail

114-JOHN NEELY BRYAN ELEMENTARY SCHOOL

Core ACP

Grade 1

ACP READING/LA 48.9

ACP MATH 48.1

Grade 2

ACP READING/LA 38.6

ACP MATH 35.4

Grade 3

56.6 ACP READING/LA

52.6 ACP MATH

Grade 4

ACP READING/LA 48.4

57.3 ACP MATH

Grade 5

50.1 ACP READING/LA

ACP MATH 29.6

ACP SCIENCE 45.7

NOTES: Component SEIs (e.g. Grade 5 STAAR Reading, PSAT Writing) each have average 50 and standard deviation 10; an "average" component SEI is 40 to 60. Component SEIs are computed only if at least eight test results are available.

Due to the COVID-19 emergency closure, data were available for a limited number of components of the overall SEI. An overall SEI cannot be computed. Statistics provided here are for information only.

2019-20 School Effectiveness Index (SEI) Detail

115–HARRELL BUDD ELEMENTARY SCHOOL

Core ACP

Grade 1

ACP READING/LA 42.7

ACP MATH 48.1

Grade 2

53.5 ACP READING/LA

ACP MATH 47.5

Grade 3

ACP READING/LA 34.1

ACP MATH 45.9

Grade 4

ACP READING/LA 49.9

59.6 ACP MATH

Grade 5

ACP READING/LA 43.6

ACP MATH 41.7

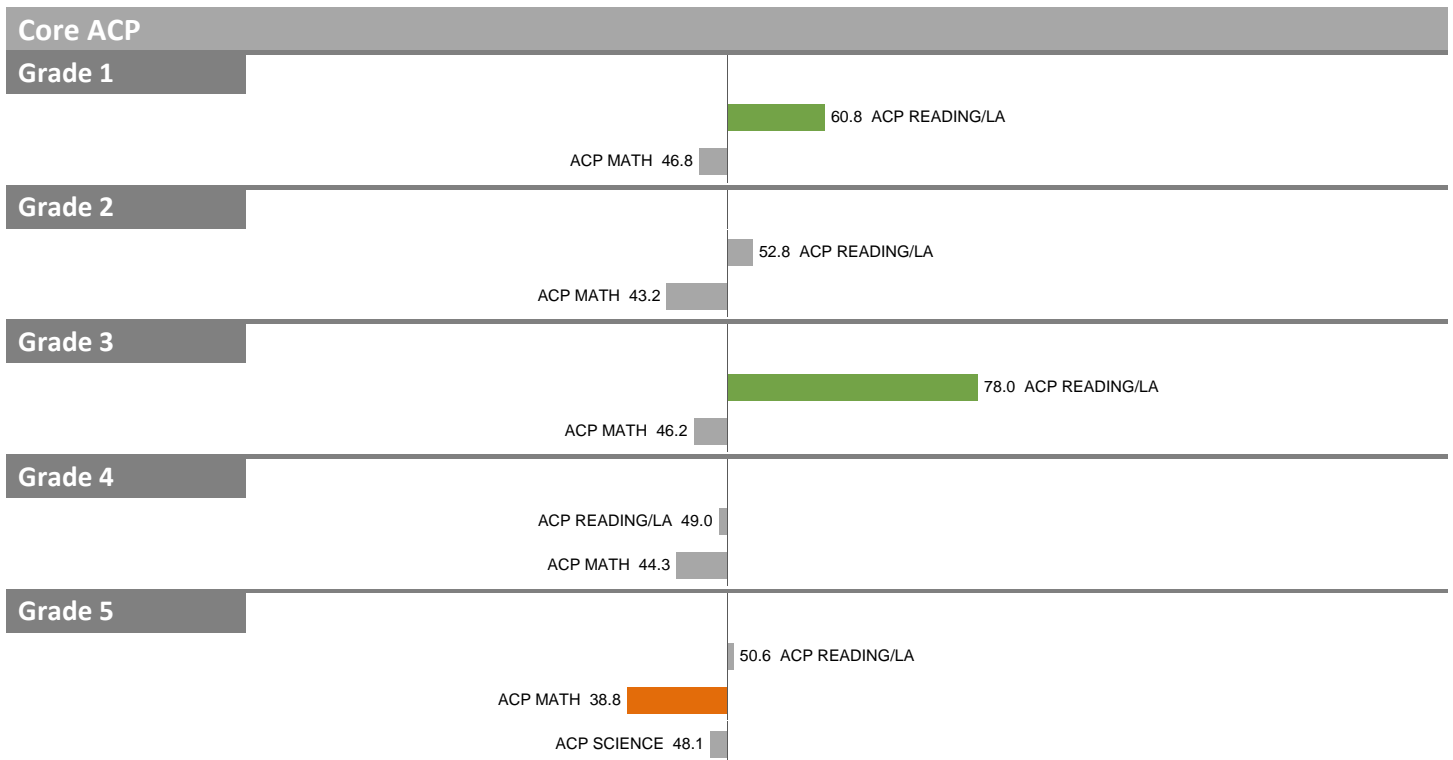
ACP SCIENCE 31.7

NOTES: Component SEIs (e.g. Grade 5 STAAR Reading, PSAT Writing) each have average 50 and standard deviation 10; an “average” component SEI is 40 to 60. Component SEIs are computed only if at least eight test results are available.

Due to the COVID-19 emergency closure, data were available for a limited number of components of the overall SEI. An overall SEI cannot be computed. Statistics provided here are for information only.

2019-20 School Effectiveness Index (SEI) Detail

116—DAVID G. BURNET ELEMENTARY SCHOOL



NOTES: Component SEIs (e.g. Grade 5 STAAR Reading, PSAT Writing) each have average 50 and standard deviation 10; an “average” component SEI is 40 to 60. Component SEIs are computed only if at least eight test results are available.

Due to the COVID-19 emergency closure, data were available for a limited number of components of the overall SEI. An overall SEI cannot be computed. Statistics provided here are for information only.

2019-20 School Effectiveness Index (SEI) Detail

117-RUFUS C. BURLESON ELEMENTARY SCHOOL

Core ACP

Grade 1

ACP READING/LA 43.4

ACP MATH 42.0

Grade 2

ACP READING/LA 39.5

ACP MATH 38.8

Grade 3

ACP READING/LA 36.6

ACP MATH 47.9

Grade 4

ACP READING/LA 31.8

ACP MATH 39.6

Grade 5

ACP READING/LA 32.9

ACP MATH 34.1

ACP SCIENCE 45.4

NOTES: Component SEIs (e.g. Grade 5 STAAR Reading, PSAT Writing) each have average 50 and standard deviation 10; an "average" component SEI is 40 to 60. Component SEIs are computed only if at least eight test results are available.

Due to the COVID-19 emergency closure, data were available for a limited number of components of the overall SEI. An overall SEI cannot be computed. Statistics provided here are for information only.

2019-20 School Effectiveness Index (SEI) Detail

118–W.W. BUSHMAN ELEMENTARY SCHOOL

Core ACP

Grade 1

ACP READING/LA 45.8

ACP MATH 47.4

Grade 2

63.2 ACP READING/LA

55.4 ACP MATH

Grade 3

61.8 ACP READING/LA

ACP MATH 47.9

Grade 4

67.7 ACP READING/LA

65.9 ACP MATH

Grade 5

85.9 ACP READING/LA

65.3 ACP MATH

66.7 ACP SCIENCE

NOTES: Component SEIs (e.g. Grade 5 STAAR Reading, PSAT Writing) each have average 50 and standard deviation 10; an “average” component SEI is 40 to 60. Component SEIs are computed only if at least eight test results are available.

Due to the COVID-19 emergency closure, data were available for a limited number of components of the overall SEI. An overall SEI cannot be computed. Statistics provided here are for information only.

2019-20 School Effectiveness Index (SEI) Detail

119-CHAPEL HILL PREPARATORY SCHOOL

Core ACP

Grade 1

50.4 ACP READING/LA

60.2 ACP MATH

Grade 2

ACP READING/LA 38.2

54.6 ACP MATH

Grade 3

55.0 ACP READING/LA

50.6 ACP MATH

Grade 4

ACP READING/LA 45.8

ACP MATH 41.0

Grade 5

ACP READING/LA 41.9

59.2 ACP MATH

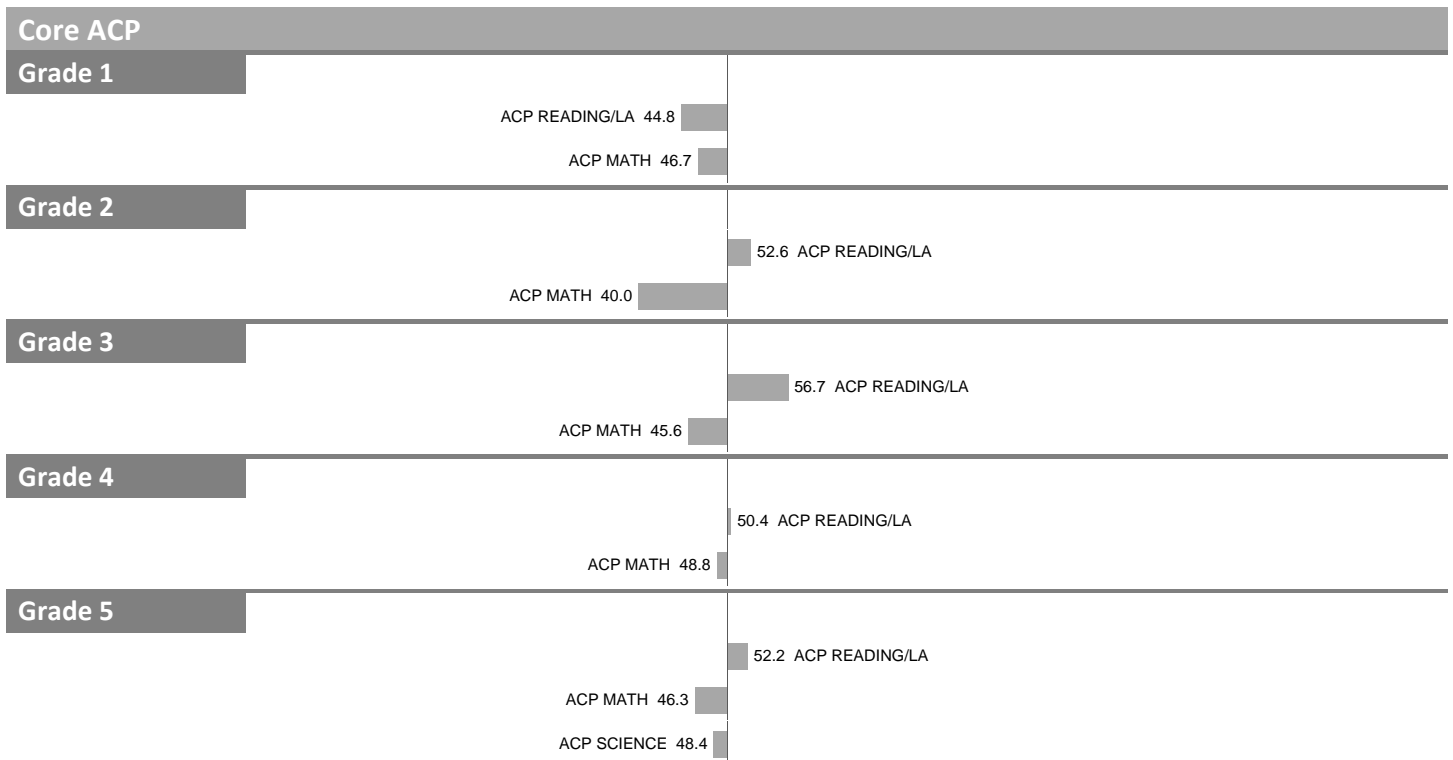
52.1 ACP SCIENCE

NOTES: Component SEIs (e.g. Grade 5 STAAR Reading, PSAT Writing) each have average 50 and standard deviation 10; an "average" component SEI is 40 to 60. Component SEIs are computed only if at least eight test results are available.

Due to the COVID-19 emergency closure, data were available for a limited number of components of the overall SEI. An overall SEI cannot be computed. Statistics provided here are for information only.

2019-20 School Effectiveness Index (SEI) Detail

120-F.P. CAILLET ELEMENTARY SCHOOL



NOTES: Component SEIs (e.g. Grade 5 STAAR Reading, PSAT Writing) each have average 50 and standard deviation 10; an "average" component SEI is 40 to 60. Component SEIs are computed only if at least eight test results are available.

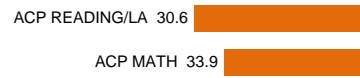
Due to the COVID-19 emergency closure, data were available for a limited number of components of the overall SEI. An overall SEI cannot be computed. Statistics provided here are for information only.

2019-20 School Effectiveness Index (SEI) Detail

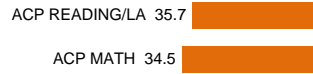
121-JOHN W. CARPENTER ELEMENTARY SCHOOL

Core ACP

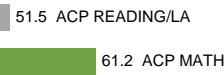
Grade 1



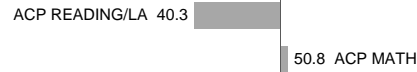
Grade 2



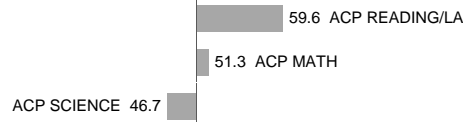
Grade 3



Grade 4



Grade 5



NOTES: Component SEIs (e.g. Grade 5 STAAR Reading, PSAT Writing) each have average 50 and standard deviation 10; an "average" component SEI is 40 to 60. Component SEIs are computed only if at least eight test results are available.

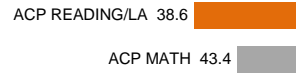
Due to the COVID-19 emergency closure, data were available for a limited number of components of the overall SEI. An overall SEI cannot be computed. Statistics provided here are for information only.

2019-20 School Effectiveness Index (SEI) Detail

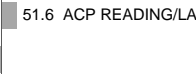
122-C.F. CARR ELEMENTARY SCHOOL

Core ACP

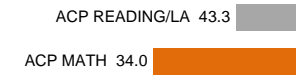
Grade 1



Grade 2



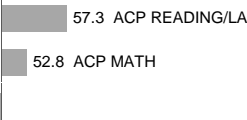
Grade 3



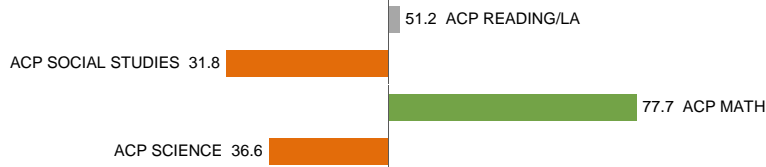
Grade 4



Grade 5



Grade 6



NOTES: Component SEIs (e.g. Grade 5 STAAR Reading, PSAT Writing) each have average 50 and standard deviation 10; an "average" component SEI is 40 to 60. Component SEIs are computed only if at least eight test results are available.

Due to the COVID-19 emergency closure, data were available for a limited number of components of the overall SEI. An overall SEI cannot be computed. Statistics provided here are for information only.

2019-20 School Effectiveness Index (SEI) Detail

125-CASA VIEW ELEMENTARY SCHOOL

Core ACP

Grade 1

57.4 ACP READING/LA

57.6 ACP MATH

Grade 2

57.6 ACP READING/LA

61.8 ACP MATH

Grade 3

ACP READING/LA 41.7

ACP MATH 38.8

Grade 4

ACP READING/LA 48.7

54.2 ACP MATH

Grade 5

ACP READING/LA 45.0

ACP MATH 49.6

58.7 ACP SCIENCE

NOTES: Component SEIs (e.g. Grade 5 STAAR Reading, PSAT Writing) each have average 50 and standard deviation 10; an "average" component SEI is 40 to 60. Component SEIs are computed only if at least eight test results are available.

Due to the COVID-19 emergency closure, data were available for a limited number of components of the overall SEI. An overall SEI cannot be computed. Statistics provided here are for information only.

2019-20 School Effectiveness Index (SEI) Detail

126—CENTRAL ELEMENTARY SCHOOL

Core ACP

Grade 1

65.3 ACP READING/LA

63.5 ACP MATH

Grade 2

60.2 ACP READING/LA

69.5 ACP MATH

Grade 3

74.3 ACP READING/LA

76.3 ACP MATH

Grade 4

59.9 ACP READING/LA

60.0 ACP MATH

Grade 5

56.4 ACP READING/LA

66.0 ACP MATH

66.5 ACP SCIENCE

NOTES: Component SEIs (e.g. Grade 5 STAAR Reading, PSAT Writing) each have average 50 and standard deviation 10; an “average” component SEI is 40 to 60. Component SEIs are computed only if at least eight test results are available.

Due to the COVID-19 emergency closure, data were available for a limited number of components of the overall SEI. An overall SEI cannot be computed. Statistics provided here are for information only.

2019-20 School Effectiveness Index (SEI) Detail

128—MARTIN LUTHER KING, JR. LEARNING CENTER

Core ACP

Grade 1

58.3 ACP READING/LA

62.6 ACP MATH

Grade 2

ACP READING/LA 49.3

ACP MATH 46.5

Grade 3

69.1 ACP READING/LA

53.3 ACP MATH

Grade 4

60.4 ACP READING/LA

70.0 ACP MATH

Grade 5

57.5 ACP READING/LA

60.6 ACP MATH

71.6 ACP SCIENCE

NOTES: Component SEIs (e.g. Grade 5 STAAR Reading, PSAT Writing) each have average 50 and standard deviation 10; an "average" component SEI is 40 to 60. Component SEIs are computed only if at least eight test results are available.

Due to the COVID-19 emergency closure, data were available for a limited number of components of the overall SEI. An overall SEI cannot be computed. Statistics provided here are for information only.

2019-20 School Effectiveness Index (SEI) Detail

129--S.S. CONNER ELEMENTARY SCHOOL

Core ACP

Grade 1

ACP READING/LA 44.3

ACP MATH 44.8

Grade 2

51.9 ACP READING/LA

ACP MATH 47.6

Grade 3

52.0 ACP READING/LA

ACP MATH 40.1

Grade 4

66.2 ACP READING/LA

68.3 ACP MATH

Grade 5

ACP READING/LA 32.2

ACP MATH 45.5

ACP SCIENCE 46.8

NOTES: Component SEIs (e.g. Grade 5 STAAR Reading, PSAT Writing) each have average 50 and standard deviation 10; an "average" component SEI is 40 to 60. Component SEIs are computed only if at least eight test results are available.

Due to the COVID-19 emergency closure, data were available for a limited number of components of the overall SEI. An overall SEI cannot be computed. Statistics provided here are for information only.

2019-20 School Effectiveness Index (SEI) Detail

130—LEILA P. COWART ELEMENTARY SCHOOL

Core ACP

Grade 1

57.4 ACP READING/LA

57.2 ACP MATH

Grade 2

ACP READING/LA 45.9

53.0 ACP MATH

Grade 3

50.2 ACP READING/LA

ACP MATH 47.8

Grade 4

ACP READING/LA 45.2

51.9 ACP MATH

Grade 5

57.3 ACP READING/LA

67.1 ACP MATH

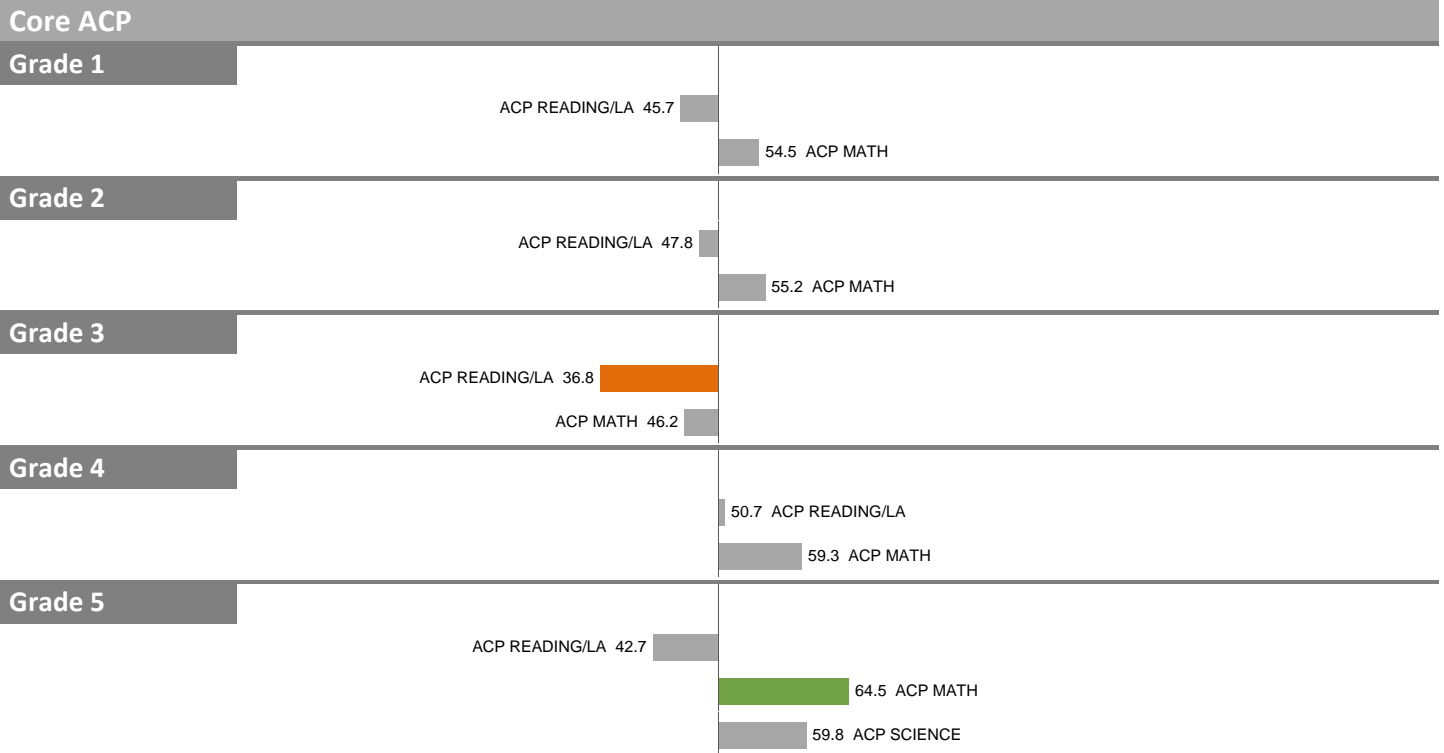
59.1 ACP SCIENCE

NOTES: Component SEIs (e.g. Grade 5 STAAR Reading, PSAT Writing) each have average 50 and standard deviation 10; an "average" component SEI is 40 to 60. Component SEIs are computed only if at least eight test results are available.

Due to the COVID-19 emergency closure, data were available for a limited number of components of the overall SEI. An overall SEI cannot be computed. Statistics provided here are for information only.

2019-20 School Effectiveness Index (SEI) Detail

131-IGNACIO ZARAGOZA ELEMENTARY SCHOOL



NOTES: Component SEIs (e.g. Grade 5 STAAR Reading, PSAT Writing) each have average 50 and standard deviation 10; an “average” component SEI is 40 to 60. Component SEIs are computed only if at least eight test results are available.

Due to the COVID-19 emergency closure, data were available for a limited number of components of the overall SEI. An overall SEI cannot be computed. Statistics provided here are for information only.

2019-20 School Effectiveness Index (SEI) Detail

133-BARBARA JORDAN ELEMENTARY SCHOOL

Core ACP

Grade 1

ACP READING/LA 42.6

55.0 ACP MATH

Grade 2

ACP READING/LA 48.8

57.5 ACP MATH

Grade 3

58.1 ACP READING/LA

68.7 ACP MATH

Grade 4

ACP READING/LA 41.8

62.1 ACP MATH

Grade 5

52.4 ACP READING/LA

ACP MATH 45.0


52.3 ACP SCIENCE

NOTES: Component SEIs (e.g. Grade 5 STAAR Reading, PSAT Writing) each have average 50 and standard deviation 10; an "average" component SEI is 40 to 60. Component SEIs are computed only if at least eight test results are available.

Due to the COVID-19 emergency closure, data were available for a limited number of components of the overall SEI. An overall SEI cannot be computed. Statistics provided here are for information only.

2019-20 School Effectiveness Index (SEI) Detail

135–EVERETTE LEE DEGOLYER ELEMENTARY SCHOOL




NOTES: Component SEIs (e.g. Grade 5 STAAR Reading, PSAT Writing) each have average 50 and standard deviation 10; an “average” component SEI is 40 to 60. Component SEIs are computed only if at least eight test results are available.

Due to the COVID-19 emergency closure, data were available for a limited number of components of the overall SEI. An overall SEI cannot be computed. Statistics provided here are for information only.

2019-20 School Effectiveness Index (SEI) Detail

136--L.O. DONALD ELEMENTARY SCHOOL



NOTES: Component SEIs (e.g. Grade 5 STAAR Reading, PSAT Writing) each have average 50 and standard deviation 10; an "average" component SEI is 40 to 60. Component SEIs are computed only if at least eight test results are available.

Due to the COVID-19 emergency closure, data were available for a limited number of components of the overall SEI. An overall SEI cannot be computed. Statistics provided here are for information only.

2019-20 School Effectiveness Index (SEI) Detail

137–JULIUS DORSEY ELEMENTARY SCHOOL

Core ACP

Grade 1

ACP READING/LA 36.7

ACP MATH 35.4

Grade 2

60.5 ACP READING/LA

69.1 ACP MATH

Grade 3

59.4 ACP READING/LA

ACP MATH 48.5

Grade 4

ACP READING/LA 35.8

54.7 ACP MATH

Grade 5

52.7 ACP READING/LA

ACP MATH 47.9

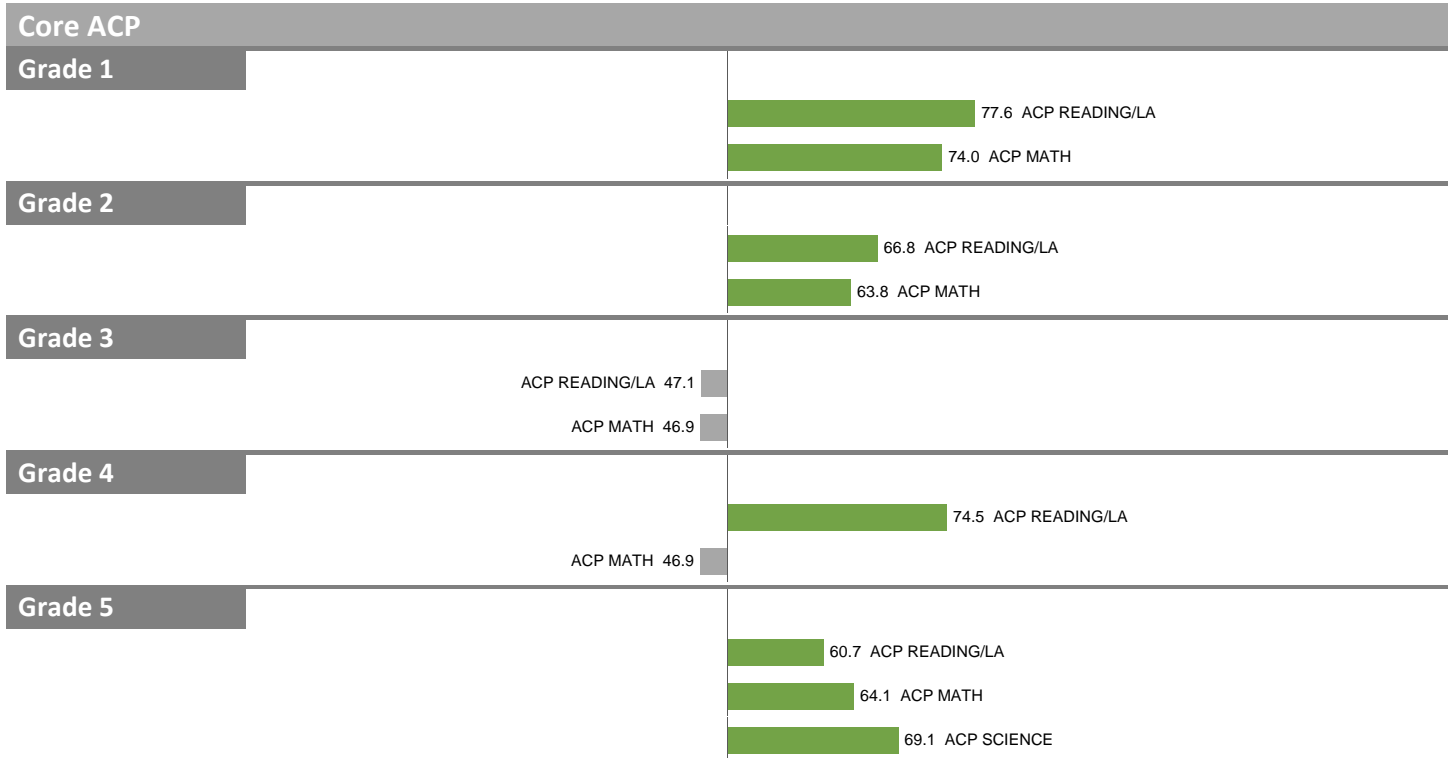
ACP SCIENCE 49.6

NOTES: Component SEIs (e.g. Grade 5 STAAR Reading, PSAT Writing) each have average 50 and standard deviation 10; an "average" component SEI is 40 to 60. Component SEIs are computed only if at least eight test results are available.

Due to the COVID-19 emergency closure, data were available for a limited number of components of the overall SEI. An overall SEI cannot be computed. Statistics provided here are for information only.

2019-20 School Effectiveness Index (SEI) Detail

139—PAUL L. DUNBAR LEARNING CENTER



NOTES: Component SEIs (e.g. Grade 5 STAAR Reading, PSAT Writing) each have average 50 and standard deviation 10; an “average” component SEI is 40 to 60. Component SEIs are computed only if at least eight test results are available.


Due to the COVID-19 emergency closure, data were available for a limited number of components of the overall SEI. An overall SEI cannot be computed. Statistics provided here are for information only.

2019-20 School Effectiveness Index (SEI) Detail

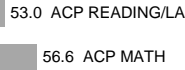
141-JILL STONE ELEMENTARY SCHOOL AT VICKERY MEADOW

Core ACP

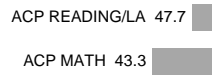
Grade 1



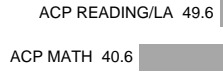
Grade 2



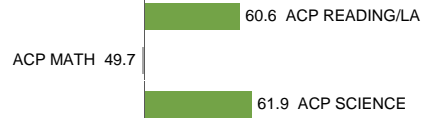
Grade 3



Grade 4



Grade 5



NOTES: Component SEIs (e.g. Grade 5 STAAR Reading, PSAT Writing) each have average 50 and standard deviation 10; an "average" component SEI is 40 to 60. Component SEIs are computed only if at least eight test results are available.

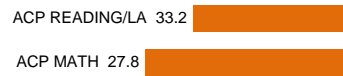
Due to the COVID-19 emergency closure, data were available for a limited number of components of the overall SEI. An overall SEI cannot be computed. Statistics provided here are for information only.

2019-20 School Effectiveness Index (SEI) Detail

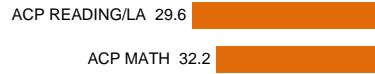
142-J.N. ERVIN ELEMENTARY SCHOOL

Core ACP

Grade 1



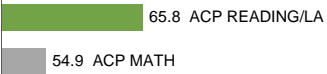
Grade 2



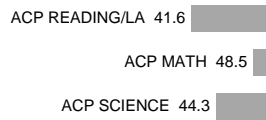
Grade 3



Grade 4



Grade 5




NOTES: Component SEIs (e.g. Grade 5 STAAR Reading, PSAT Writing) each have average 50 and standard deviation 10; an "average" component SEI is 40 to 60. Component SEIs are computed only if at least eight test results are available.

Due to the COVID-19 emergency closure, data were available for a limited number of components of the overall SEI. An overall SEI cannot be computed. Statistics provided here are for information only.

2019-20 School Effectiveness Index (SEI) Detail

145-STEPHEN C. FOSTER ELEMENTARY SCHOOL



NOTES: Component SEIs (e.g. Grade 5 STAAR Reading, PSAT Writing) each have average 50 and standard deviation 10; an "average" component SEI is 40 to 60. Component SEIs are computed only if at least eight test results are available.

Due to the COVID-19 emergency closure, data were available for a limited number of components of the overall SEI. An overall SEI cannot be computed. Statistics provided here are for information only.

2019-20 School Effectiveness Index (SEI) Detail

147-CHARLES A. GILL ELEMENTARY SCHOOL

Core ACP

Grade 1

68.3 ACP READING/LA

51.4 ACP MATH

Grade 2

54.1 ACP READING/LA

ACP MATH 48.0

Grade 3

ACP READING/LA 38.7

ACP MATH 43.2

Grade 4

58.6 ACP READING/LA

52.9 ACP MATH

Grade 5

56.3 ACP READING/LA

63.2 ACP MATH

55.6 ACP SCIENCE

NOTES: Component SEIs (e.g. Grade 5 STAAR Reading, PSAT Writing) each have average 50 and standard deviation 10; an "average" component SEI is 40 to 60. Component SEIs are computed only if at least eight test results are available.

Due to the COVID-19 emergency closure, data were available for a limited number of components of the overall SEI. An overall SEI cannot be computed. Statistics provided here are for information only.

2019-20 School Effectiveness Index (SEI) Detail

148-TOM C. GOOCH ELEMENTARY SCHOOL

Core ACP

Grade 1

ACP READING/LA 47.2

ACP MATH 47.5

Grade 2

ACP READING/LA 47.3

ACP MATH 36.8

Grade 3

52.3 ACP READING/LA

51.7 ACP MATH

Grade 4

ACP READING/LA 37.8

ACP MATH 49.8

Grade 5

51.3 ACP READING/LA

ACP MATH 33.1

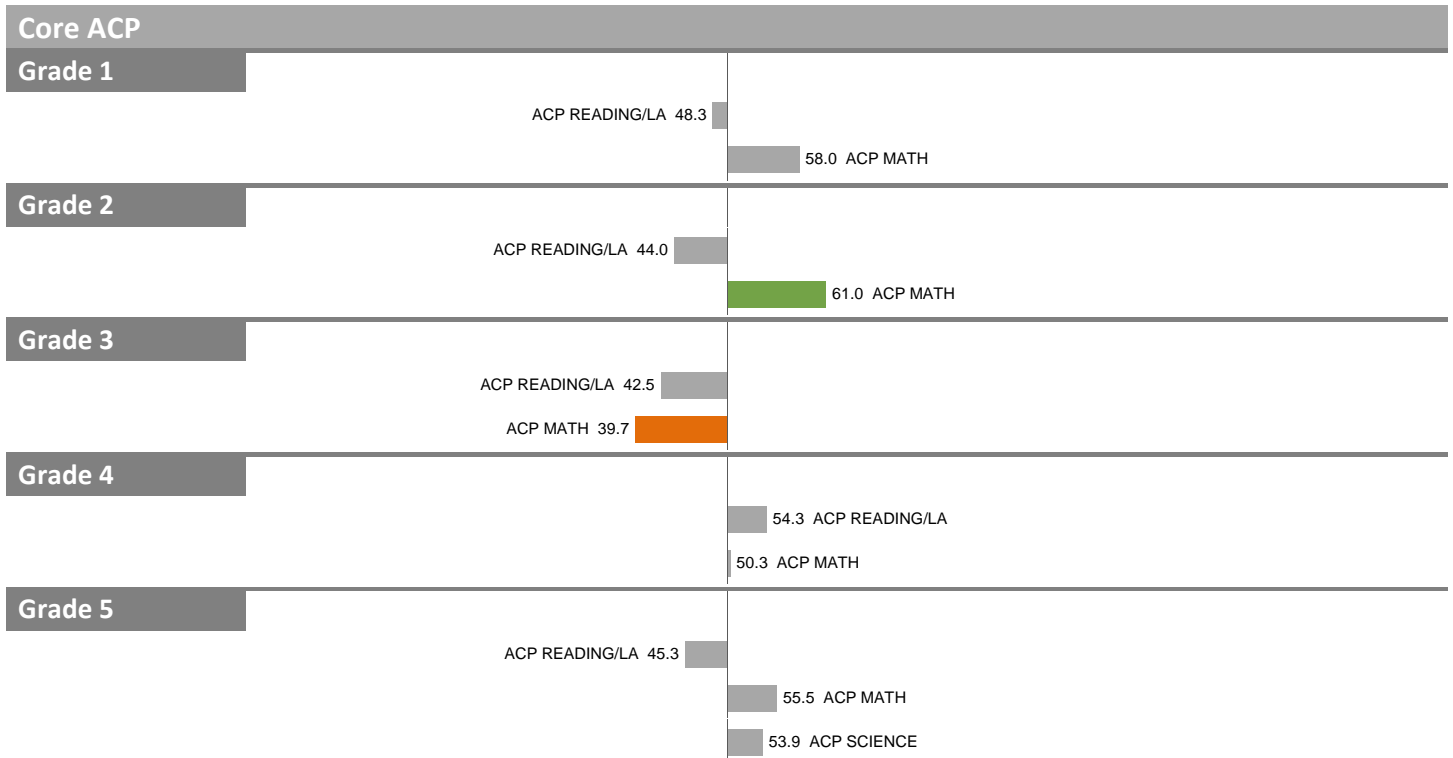
ACP SCIENCE 29.7

NOTES: Component SEIs (e.g. Grade 5 STAAR Reading, PSAT Writing) each have average 50 and standard deviation 10; an "average" component SEI is 40 to 60. Component SEIs are computed only if at least eight test results are available.

Due to the COVID-19 emergency closure, data were available for a limited number of components of the overall SEI. An overall SEI cannot be computed. Statistics provided here are for information only.

2019-20 School Effectiveness Index (SEI) Detail

149—LENORE KIRK HALL ELEMENTARY SCHOOL

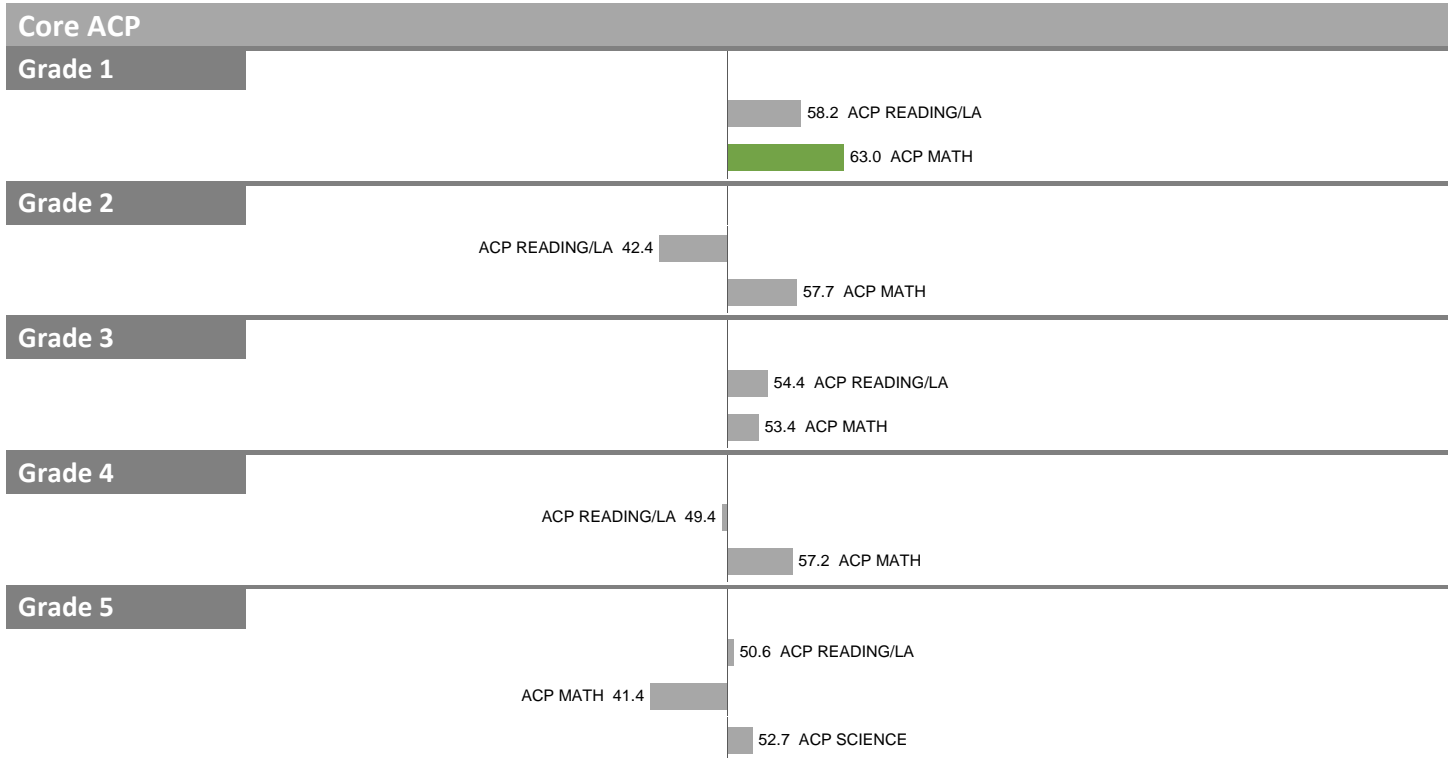


NOTES: Component SEIs (e.g. Grade 5 STAAR Reading, PSAT Writing) each have average 50 and standard deviation 10; an “average” component SEI is 40 to 60. Component SEIs are computed only if at least eight test results are available.

Due to the COVID-19 emergency closure, data were available for a limited number of components of the overall SEI. An overall SEI cannot be computed. Statistics provided here are for information only.

2019-20 School Effectiveness Index (SEI) Detail

152–MARGARET B. HENDERSON ELEMENTARY SCHOOL

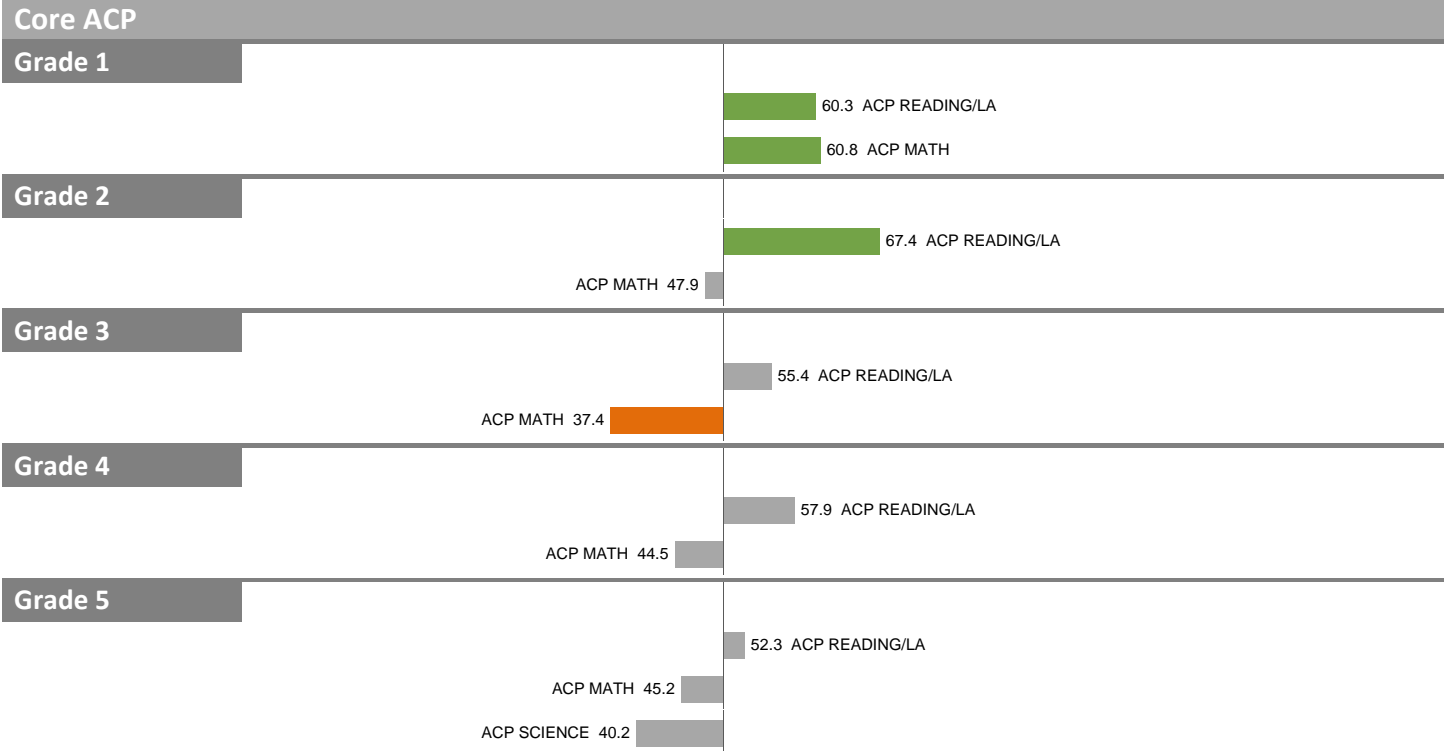


NOTES: Component SEIs (e.g. Grade 5 STAAR Reading, PSAT Writing) each have average 50 and standard deviation 10; an “average” component SEI is 40 to 60. Component SEIs are computed only if at least eight test results are available.

Due to the COVID-19 emergency closure, data were available for a limited number of components of the overall SEI. An overall SEI cannot be computed. Statistics provided here are for information only.

2019-20 School Effectiveness Index (SEI) Detail

153-VICTOR H. HEXTER ELEMENTARY SCHOOL



NOTES: Component SEIs (e.g. Grade 5 STAAR Reading, PSAT Writing) each have average 50 and standard deviation 10; an “average” component SEI is 40 to 60. Component SEIs are computed only if at least eight test results are available.

Due to the COVID-19 emergency closure, data were available for a limited number of components of the overall SEI. An overall SEI cannot be computed. Statistics provided here are for information only.

2019-20 School Effectiveness Index (SEI) Detail

154-LARRY G. SMITH ELEMENTARY SCHOOL

Core ACP

Grade 1

ACP READING/LA 46.1

ACP MATH 45.4

Grade 2

59.0 ACP READING/LA

63.8 ACP MATH

Grade 3

52.8 ACP READING/LA

ACP MATH 47.8

Grade 4

55.1 ACP READING/LA

ACP MATH 46.2

Grade 5

53.8 ACP READING/LA

62.0 ACP MATH

59.3 ACP SCIENCE

NOTES: Component SEIs (e.g. Grade 5 STAAR Reading, PSAT Writing) each have average 50 and standard deviation 10; an "average" component SEI is 40 to 60. Component SEIs are computed only if at least eight test results are available.

Due to the COVID-19 emergency closure, data were available for a limited number of components of the overall SEI. An overall SEI cannot be computed. Statistics provided here are for information only.

2019-20 School Effectiveness Index (SEI) Detail

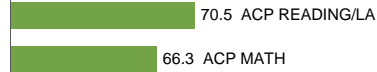
155-C.A. TATUM, JR. ELEMENTARY SCHOOL

Core ACP

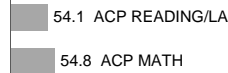
Grade 1



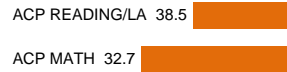
Grade 2



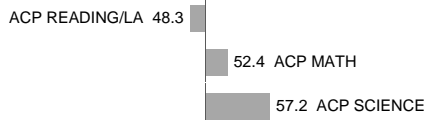
Grade 3



Grade 4



Grade 5



NOTES: Component SEIs (e.g. Grade 5 STAAR Reading, PSAT Writing) each have average 50 and standard deviation 10; an "average" component SEI is 40 to 60. Component SEIs are computed only if at least eight test results are available.

Due to the COVID-19 emergency closure, data were available for a limited number of components of the overall SEI. An overall SEI cannot be computed. Statistics provided here are for information only.

2019-20 School Effectiveness Index (SEI) Detail

156—NATHANIEL HAWTHORNE ELEMENTARY SCHOOL

Core ACP

Grade 1

ACP READING/LA 44.1

ACP MATH 39.3

Grade 2

61.5 ACP READING/LA

58.6 ACP MATH

Grade 3

ACP READING/LA 46.8

59.2 ACP MATH

Grade 4

ACP READING/LA 49.3

ACP MATH 47.5

Grade 5

53.3 ACP READING/LA

57.1 ACP MATH

58.1 ACP SCIENCE

NOTES: Component SEIs (e.g. Grade 5 STAAR Reading, PSAT Writing) each have average 50 and standard deviation 10; an "average" component SEI is 40 to 60. Component SEIs are computed only if at least eight test results are available.

Due to the COVID-19 emergency closure, data were available for a limited number of components of the overall SEI. An overall SEI cannot be computed. Statistics provided here are for information only.

2019-20 School Effectiveness Index (SEI) Detail

157-JAMES S. HOGG ELEMENTARY SCHOOL

Core ACP

Grade 1

55.0 ACP READING/LA

59.7 ACP MATH

Grade 2

ACP READING/LA 43.0

ACP MATH 44.0

Grade 3

59.8 ACP READING/LA

66.5 ACP MATH

Grade 4

51.5 ACP READING/LA

ACP MATH 48.4

Grade 5

ACP READING/LA 35.8

ACP MATH 34.7

ACP SCIENCE 31.7

NOTES: Component SEIs (e.g. Grade 5 STAAR Reading, PSAT Writing) each have average 50 and standard deviation 10; an "average" component SEI is 40 to 60. Component SEIs are computed only if at least eight test results are available.

Due to the COVID-19 emergency closure, data were available for a limited number of components of the overall SEI. An overall SEI cannot be computed. Statistics provided here are for information only.

2019-20 School Effectiveness Index (SEI) Detail

158-LIDA HOOE ELEMENTARY SCHOOL

Core ACP

Grade 1

ACP READING/LA 33.2

ACP MATH 46.8

Grade 2

ACP READING/LA 48.3

54.6 ACP MATH

Grade 3

60.6 ACP READING/LA

57.1 ACP MATH

Grade 4

51.3 ACP READING/LA

50.6 ACP MATH

Grade 5

ACP READING/LA 47.2

55.1 ACP MATH

61.9 ACP SCIENCE

NOTES: Component SEIs (e.g. Grade 5 STAAR Reading, PSAT Writing) each have average 50 and standard deviation 10; an "average" component SEI is 40 to 60. Component SEIs are computed only if at least eight test results are available.

Due to the COVID-19 emergency closure, data were available for a limited number of components of the overall SEI. An overall SEI cannot be computed. Statistics provided here are for information only.

2019-20 School Effectiveness Index (SEI) Detail

159-L.L. HOTCHKISS ELEMENTARY SCHOOL

Core ACP

Grade 1

ACP READING/LA 42.4

ACP MATH 45.0

Grade 2

ACP READING/LA 48.2

54.5 ACP MATH

Grade 3

61.7 ACP READING/LA

51.5 ACP MATH

Grade 4

ACP READING/LA 44.2

ACP MATH 49.0

Grade 5

ACP READING/LA 36.4

59.8 ACP MATH

52.3 ACP SCIENCE

NOTES: Component SEIs (e.g. Grade 5 STAAR Reading, PSAT Writing) each have average 50 and standard deviation 10; an "average" component SEI is 40 to 60. Component SEIs are computed only if at least eight test results are available.

Due to the COVID-19 emergency closure, data were available for a limited number of components of the overall SEI. An overall SEI cannot be computed. Statistics provided here are for information only.

2019-20 School Effectiveness Index (SEI) Detail

161-JOHN IRELAND ELEMENTARY SCHOOL

Core ACP

Grade 1

ACP READING/LA 43.2

ACP MATH 39.4

Grade 2

ACP READING/LA 34.0

ACP MATH 32.8

Grade 3

ACP READING/LA 38.1

ACP MATH 49.2

Grade 4

ACP READING/LA 47.0

55.7 ACP MATH

Grade 5

ACP READING/LA 33.6

59.6 ACP MATH

ACP SCIENCE 49.9

NOTES: Component SEIs (e.g. Grade 5 STAAR Reading, PSAT Writing) each have average 50 and standard deviation 10; an "average" component SEI is 40 to 60. Component SEIs are computed only if at least eight test results are available.

Due to the COVID-19 emergency closure, data were available for a limited number of components of the overall SEI. An overall SEI cannot be computed. Statistics provided here are for information only.

2019-20 School Effectiveness Index (SEI) Detail

162-MOCKINGBIRD ELEMENTARY SCHOOL

Core ACP

Grade 1

56.0 ACP READING/LA

52.9 ACP MATH

Grade 2

51.7 ACP READING/LA

ACP MATH 44.2

Grade 3

ACP READING/LA 48.9

ACP MATH 43.7

Grade 4

66.6 ACP READING/LA

68.9 ACP MATH

Grade 5

ACP READING/LA 48.8

51.7 ACP MATH

ACP SCIENCE 45.9

NOTES: Component SEIs (e.g. Grade 5 STAAR Reading, PSAT Writing) each have average 50 and standard deviation 10; an "average" component SEI is 40 to 60. Component SEIs are computed only if at least eight test results are available.

Due to the COVID-19 emergency closure, data were available for a limited number of components of the overall SEI. An overall SEI cannot be computed. Statistics provided here are for information only.

2019-20 School Effectiveness Index (SEI) Detail

163--CEDAR CREST ELEMENTARY SCHOOL

Core ACP

Grade 1

ACP READING/LA 37.4

ACP MATH 33.7

Grade 2

55.8 ACP READING/LA

ACP MATH 41.4

Grade 3

68.4 ACP READING/LA

ACP MATH 43.8

Grade 4

56.4 ACP READING/LA

ACP MATH 33.9

Grade 5

71.3 ACP READING/LA

ACP MATH 27.2

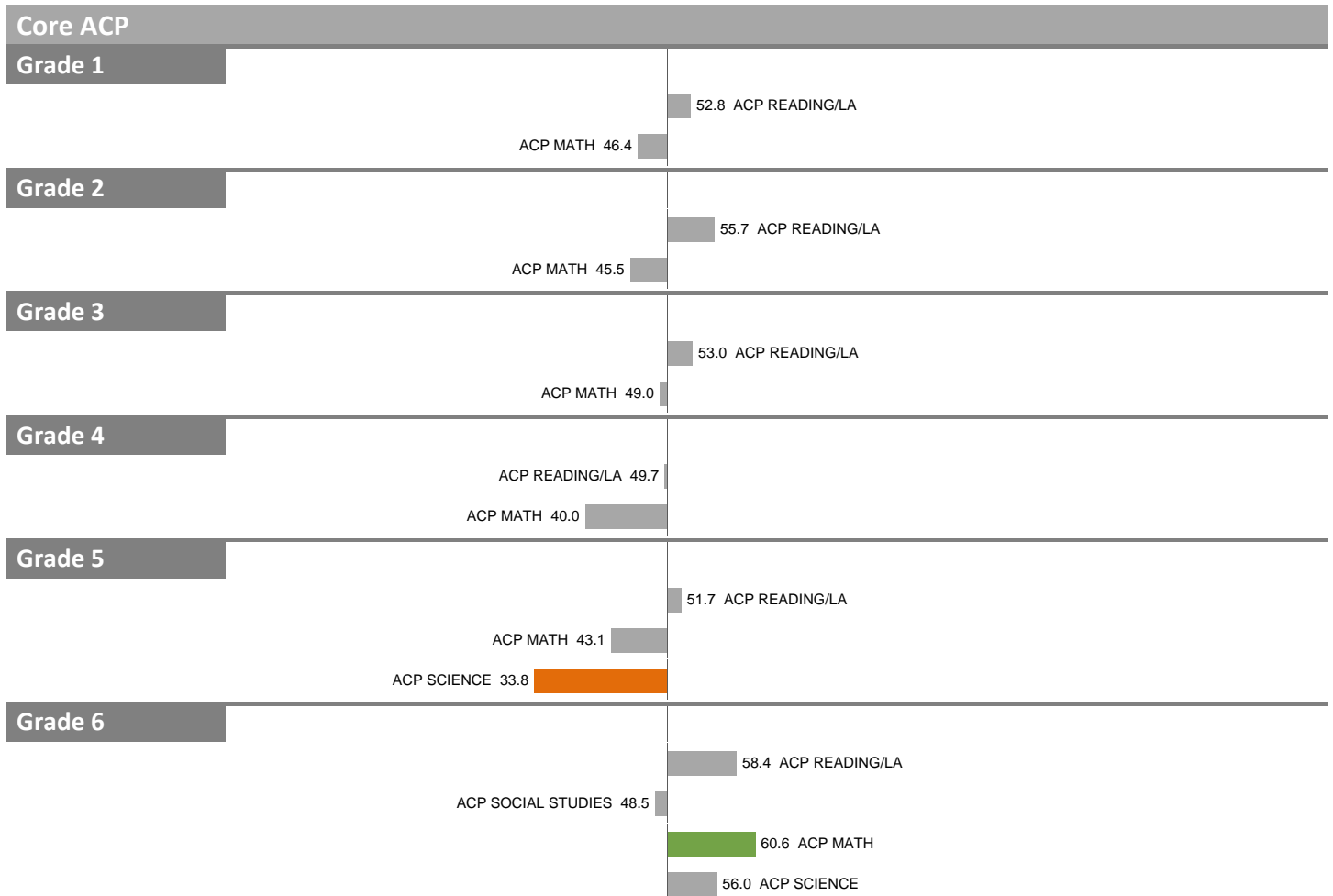
ACP SCIENCE 44.3

NOTES: Component SEIs (e.g. Grade 5 STAAR Reading, PSAT Writing) each have average 50 and standard deviation 10; an "average" component SEI is 40 to 60. Component SEIs are computed only if at least eight test results are available.

Due to the COVID-19 emergency closure, data were available for a limited number of components of the overall SEI. An overall SEI cannot be computed. Statistics provided here are for information only.

2019-20 School Effectiveness Index (SEI) Detail

164--ANSON JONES ELEMENTARY SCHOOL



NOTES: Component SEIs (e.g. Grade 5 STAAR Reading, PSAT Writing) each have average 50 and standard deviation 10; an "average" component SEI is 40 to 60. Component SEIs are computed only if at least eight test results are available.

Due to the COVID-19 emergency closure, data were available for a limited number of components of the overall SEI. An overall SEI cannot be computed. Statistics provided here are for information only.

2019-20 School Effectiveness Index (SEI) Detail

166—EDWIN J. KIEST ELEMENTARY SCHOOL

Core ACP

Grade 1

67.1 ACP READING/LA

64.3 ACP MATH

Grade 2

ACP READING/LA 35.3

62.1 ACP MATH

Grade 3

ACP READING/LA 46.1

ACP MATH 49.9

Grade 4

ACP READING/LA 36.9

55.5 ACP MATH

Grade 5

ACP READING/LA 40.5

ACP MATH 49.1

ACP SCIENCE 36.3

NOTES: Component SEIs (e.g. Grade 5 STAAR Reading, PSAT Writing) each have average 50 and standard deviation 10; an “average” component SEI is 40 to 60. Component SEIs are computed only if at least eight test results are available.

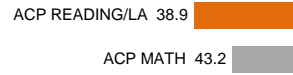
Due to the COVID-19 emergency closure, data were available for a limited number of components of the overall SEI. An overall SEI cannot be computed. Statistics provided here are for information only.

2019-20 School Effectiveness Index (SEI) Detail

167-KLEBERG ELEMENTARY SCHOOL

Core ACP

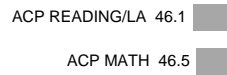
Grade 1



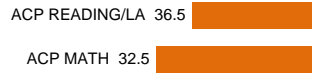
Grade 2



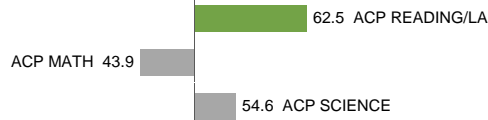
Grade 3



Grade 4



Grade 5

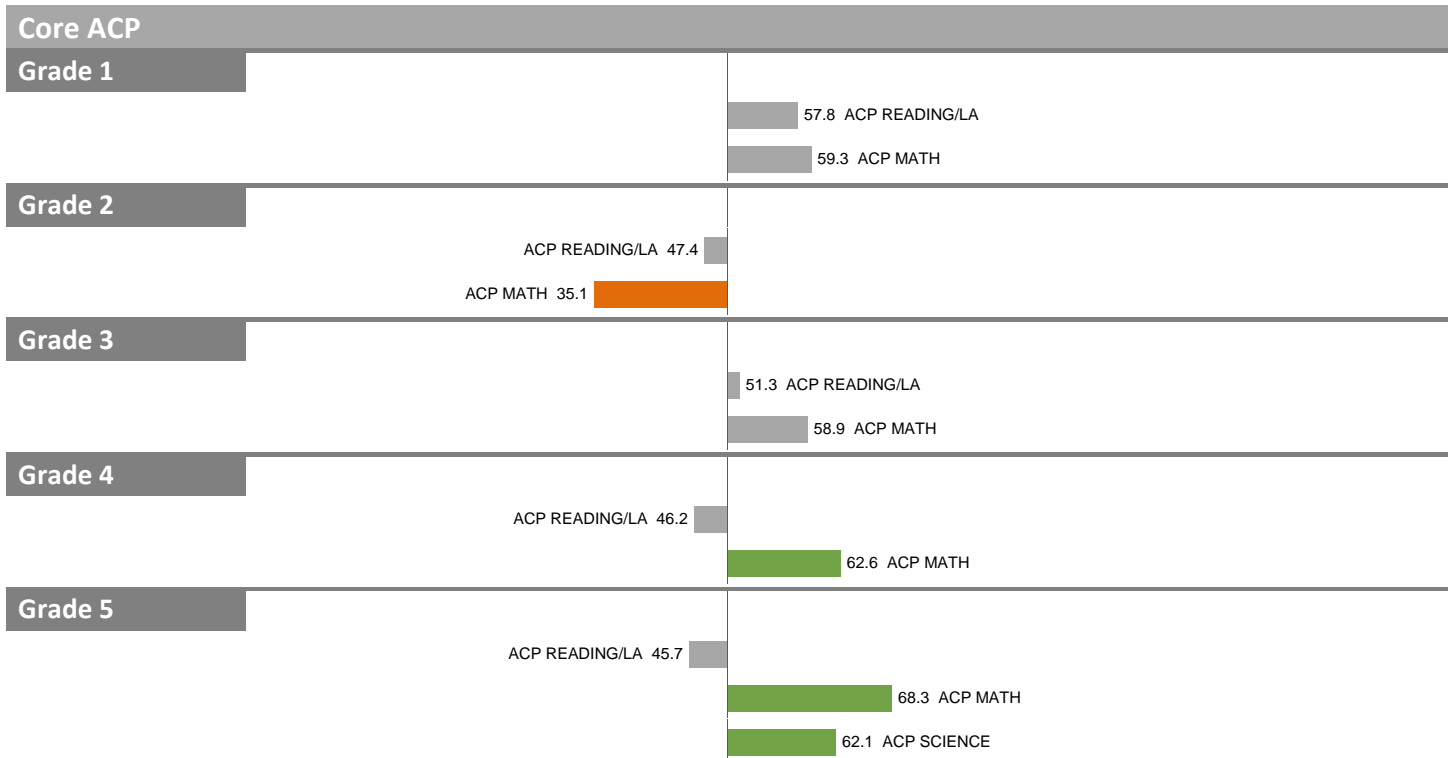


NOTES: Component SEIs (e.g. Grade 5 STAAR Reading, PSAT Writing) each have average 50 and standard deviation 10; an "average" component SEI is 40 to 60. Component SEIs are computed only if at least eight test results are available.

Due to the COVID-19 emergency closure, data were available for a limited number of components of the overall SEI. An overall SEI cannot be computed. Statistics provided here are for information only.

2019-20 School Effectiveness Index (SEI) Detail

168--OBADIAH KNIGHT ELEMENTARY SCHOOL

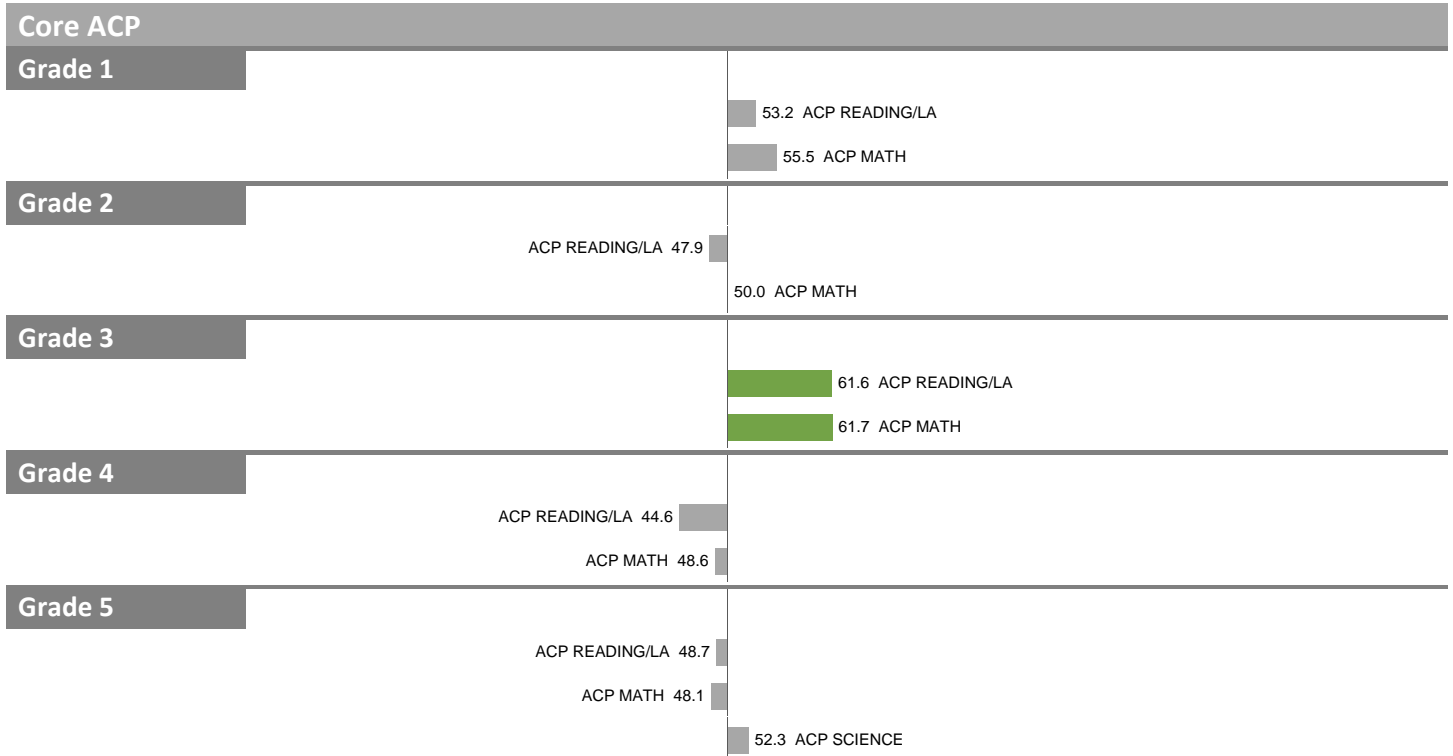


NOTES: Component SEIs (e.g. Grade 5 STAAR Reading, PSAT Writing) each have average 50 and standard deviation 10; an "average" component SEI is 40 to 60. Component SEIs are computed only if at least eight test results are available.

Due to the COVID-19 emergency closure, data were available for a limited number of components of the overall SEI. An overall SEI cannot be computed. Statistics provided here are for information only.

2019-20 School Effectiveness Index (SEI) Detail

169—ARTHUR KRAMER ELEMENTARY SCHOOL



NOTES: Component SEIs (e.g. Grade 5 STAAR Reading, PSAT Writing) each have average 50 and standard deviation 10; an “average” component SEI is 40 to 60. Component SEIs are computed only if at least eight test results are available.

Due to the COVID-19 emergency closure, data were available for a limited number of components of the overall SEI. An overall SEI cannot be computed. Statistics provided here are for information only.

2019-20 School Effectiveness Index (SEI) Detail

170—RICHARD LAGOW ELEMENTARY SCHOOL

Core ACP

Grade 1

ACP READING/LA 42.5

ACP MATH 48.4

Grade 2

ACP READING/LA 39.3

57.6 ACP MATH

Grade 3

ACP READING/LA 34.9

ACP MATH 35.7

Grade 4

53.7 ACP READING/LA

60.0 ACP MATH

Grade 5

62.0 ACP READING/LA

ACP MATH 42.7

ACP SCIENCE 44.6

NOTES: Component SEIs (e.g. Grade 5 STAAR Reading, PSAT Writing) each have average 50 and standard deviation 10; an "average" component SEI is 40 to 60. Component SEIs are computed only if at least eight test results are available.

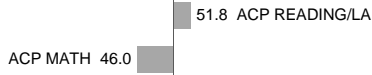
Due to the COVID-19 emergency closure, data were available for a limited number of components of the overall SEI. An overall SEI cannot be computed. Statistics provided here are for information only.

2019-20 School Effectiveness Index (SEI) Detail

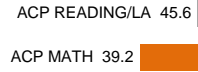
171-LAKEWOOD ELEMENTARY SCHOOL

Core ACP

Grade 1



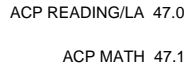
Grade 2



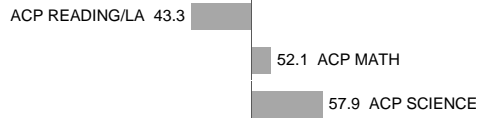
Grade 3



Grade 4



Grade 5



NOTES: Component SEIs (e.g. Grade 5 STAAR Reading, PSAT Writing) each have average 50 and standard deviation 10; an "average" component SEI is 40 to 60. Component SEIs are computed only if at least eight test results are available.

Due to the COVID-19 emergency closure, data were available for a limited number of components of the overall SEI. An overall SEI cannot be computed. Statistics provided here are for information only.

2019-20 School Effectiveness Index (SEI) Detail

172-JIMMIE TYLER BRASHEAR ELEMENTARY SCHOOL

Core ACP

Grade 1

ACP READING/LA 46.1

50.2 ACP MATH

Grade 2

51.0 ACP READING/LA

ACP MATH 47.8

Grade 3

56.3 ACP READING/LA

50.3 ACP MATH

Grade 4

54.1 ACP READING/LA

ACP MATH 45.6

Grade 5

57.5 ACP READING/LA

63.2 ACP MATH

53.0 ACP SCIENCE

NOTES: Component SEIs (e.g. Grade 5 STAAR Reading, PSAT Writing) each have average 50 and standard deviation 10; an "average" component SEI is 40 to 60. Component SEIs are computed only if at least eight test results are available.

Due to the COVID-19 emergency closure, data were available for a limited number of components of the overall SEI. An overall SEI cannot be computed. Statistics provided here are for information only.

2019-20 School Effectiveness Index (SEI) Detail

173-SIDNEY LANIER ELEMENTARY SCHOOL

Core ACP

Grade 1

ACP READING/LA 46.3
ACP MATH 49.2

Grade 2

ACP READING/LA 46.6
52.4 ACP MATH

Grade 3

55.3 ACP READING/LA
ACP MATH 47.6

Grade 4

63.9 ACP READING/LA
ACP MATH 33.5

Grade 5

56.2 ACP READING/LA
ACP MATH 45.1
ACP SCIENCE 40.0

Grade 6

54.6 ACP READING/LA
60.7 ACP SOCIAL STUDIES
50.3 ACP MATH
ACP SCIENCE 40.0

Grade 7

55.5 ACP READING/LA
55.6 ACP SOCIAL STUDIES
ACP MATH 42.2
ACP SCIENCE 46.2

NOTES: Component SEIs (e.g. Grade 5 STAAR Reading, PSAT Writing) each have average 50 and standard deviation 10; an "average" component SEI is 40 to 60. Component SEIs are computed only if at least eight test results are available.

Due to the COVID-19 emergency closure, data were available for a limited number of components of the overall SEI. An overall SEI cannot be computed. Statistics provided here are for information only.

2019-20 School Effectiveness Index (SEI) Detail

174—GENEVA HEIGHTS ELEMENTARY SCHOOL

Core ACP

Grade 1

ACP READING/LA 38.8

53.2 ACP MATH

Grade 2

ACP READING/LA 46.2

54.2 ACP MATH

Grade 3

ACP MATH 38.7

52.2 ACP READING/LA

Grade 4

ACP READING/LA 43.7

55.0 ACP MATH

Grade 5

ACP READING/LA 43.3

ACP MATH 33.9

ACP SCIENCE 27.1

NOTES: Component SEIs (e.g. Grade 5 STAAR Reading, PSAT Writing) each have average 50 and standard deviation 10; an “average” component SEI is 40 to 60. Component SEIs are computed only if at least eight test results are available.

Due to the COVID-19 emergency closure, data were available for a limited number of components of the overall SEI. An overall SEI cannot be computed. Statistics provided here are for information only.

2019-20 School Effectiveness Index (SEI) Detail

175-UMPHREY LEE ELEMENTARY SCHOOL

Core ACP

Grade 1

58.1 ACP READING/LA

50.6 ACP MATH

Grade 2

57.9 ACP READING/LA

ACP MATH 49.4

Grade 3

58.3 ACP READING/LA

59.5 ACP MATH

Grade 4

ACP READING/LA 48.8

57.0 ACP MATH

Grade 5

59.0 ACP READING/LA

ACP MATH 48.3

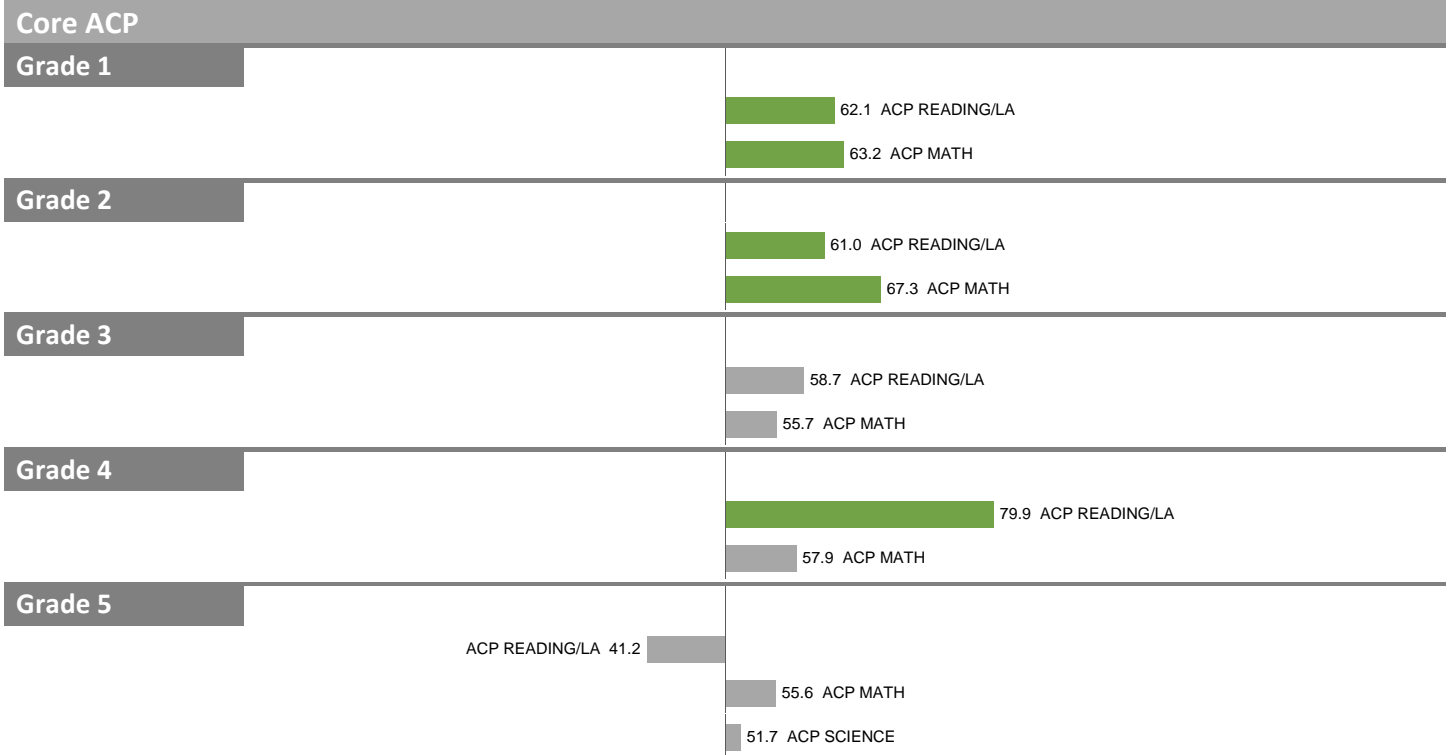
59.3 ACP SCIENCE

NOTES: Component SEIs (e.g. Grade 5 STAAR Reading, PSAT Writing) each have average 50 and standard deviation 10; an "average" component SEI is 40 to 60. Component SEIs are computed only if at least eight test results are available.

Due to the COVID-19 emergency closure, data were available for a limited number of components of the overall SEI. An overall SEI cannot be computed. Statistics provided here are for information only.

2019-20 School Effectiveness Index (SEI) Detail

176—JACK LOWE, SR. ELEMENTARY SCHOOL

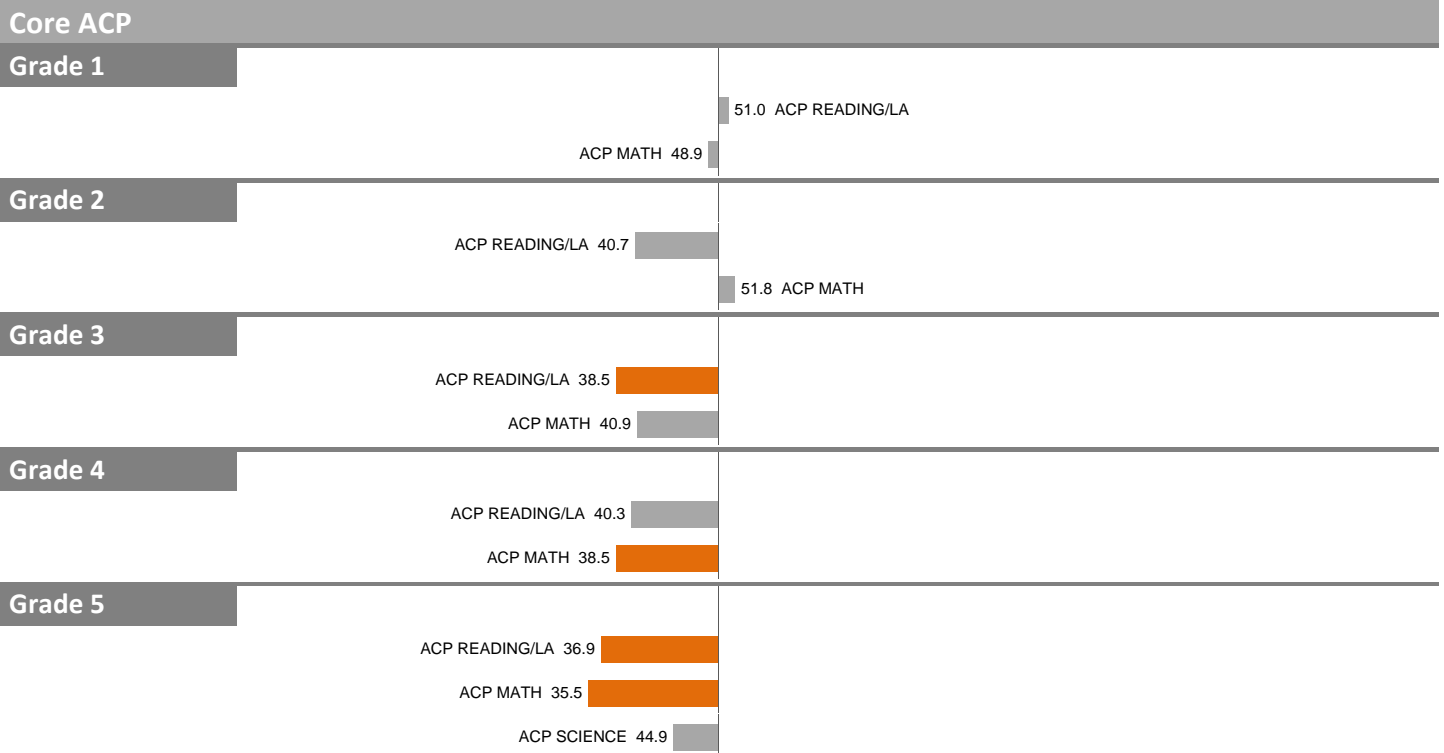


NOTES: Component SEIs (e.g. Grade 5 STAAR Reading, PSAT Writing) each have average 50 and standard deviation 10; an “average” component SEI is 40 to 60. Component SEIs are computed only if at least eight test results are available.

Due to the COVID-19 emergency closure, data were available for a limited number of components of the overall SEI. An overall SEI cannot be computed. Statistics provided here are for information only.

2019-20 School Effectiveness Index (SEI) Detail

177-WILLIAM LIPSCOMB ELEMENTARY SCHOOL



NOTES: Component SEIs (e.g. Grade 5 STAAR Reading, PSAT Writing) each have average 50 and standard deviation 10; an "average" component SEI is 40 to 60. Component SEIs are computed only if at least eight test results are available.

Due to the COVID-19 emergency closure, data were available for a limited number of components of the overall SEI. An overall SEI cannot be computed. Statistics provided here are for information only.

2019-20 School Effectiveness Index (SEI) Detail

178–H.I. HOLLAND ELEMENTARY SCHOOL AT LISBON

Core ACP

Grade 1

ACP READING/LA 47.5

50.3 ACP MATH

Grade 2

58.2 ACP READING/LA

Grade 3

ACP READING/LA 38.7

Grade 4

57.2 ACP READING/LA

66.4 ACP MATH

Grade 5

53.9 ACP READING/LA

56.3 ACP MATH

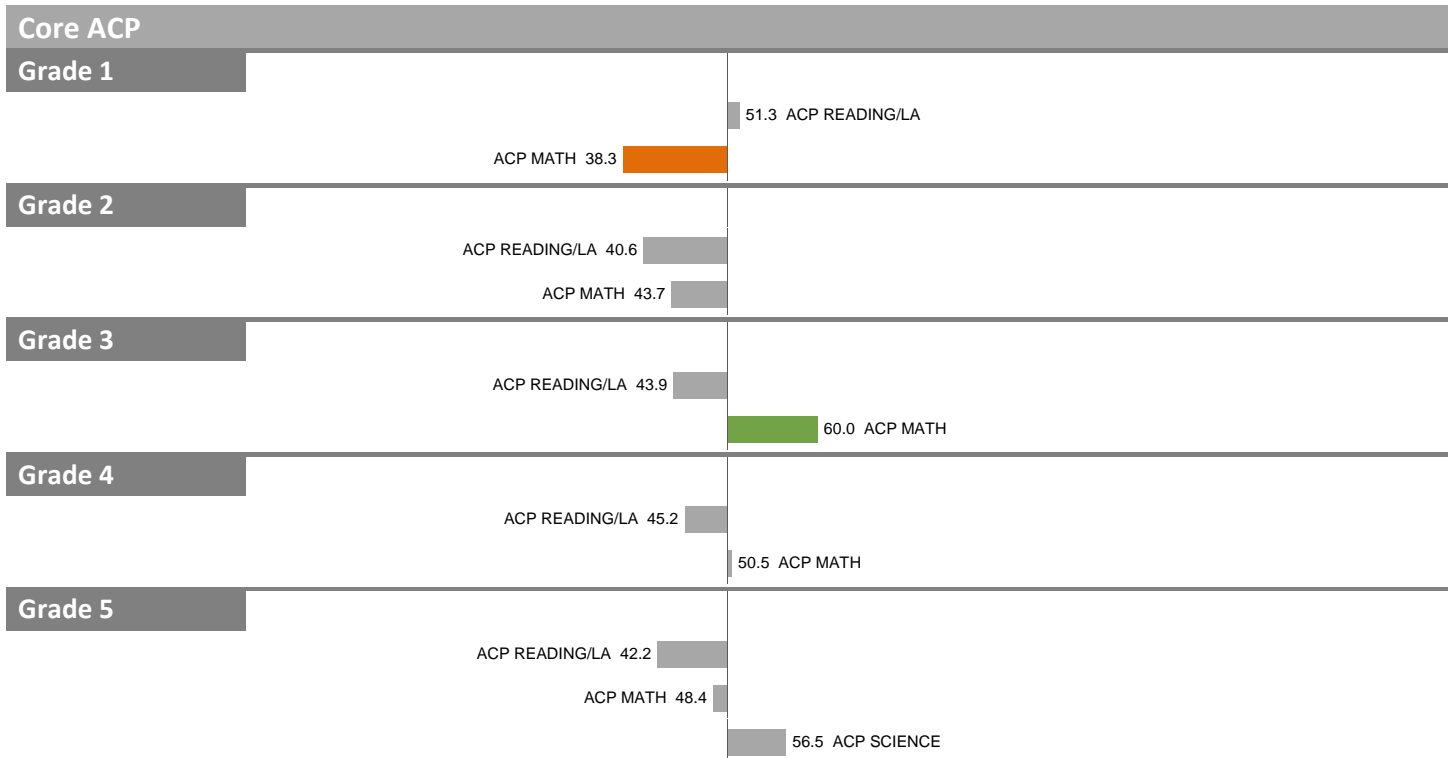
50.5 ACP SCIENCE

NOTES: Component SEIs (e.g. Grade 5 STAAR Reading, PSAT Writing) each have average 50 and standard deviation 10; an “average” component SEI is 40 to 60. Component SEIs are computed only if at least eight test results are available.

Due to the COVID-19 emergency closure, data were available for a limited number of components of the overall SEI. An overall SEI cannot be computed. Statistics provided here are for information only.

2019-20 School Effectiveness Index (SEI) Detail

180-B.H. MACON ELEMENTARY SCHOOL




NOTES: Component SEIs (e.g. Grade 5 STAAR Reading, PSAT Writing) each have average 50 and standard deviation 10; an “average” component SEI is 40 to 60. Component SEIs are computed only if at least eight test results are available.

Due to the COVID-19 emergency closure, data were available for a limited number of components of the overall SEI. An overall SEI cannot be computed. Statistics provided here are for information only.

2019-20 School Effectiveness Index (SEI) Detail

181-MAPLE LAWN ELEMENTARY SCHOOL



NOTES: Component SEIs (e.g. Grade 5 STAAR Reading, PSAT Writing) each have average 50 and standard deviation 10; an "average" component SEI is 40 to 60. Component SEIs are computed only if at least eight test results are available.

Due to the COVID-19 emergency closure, data were available for a limited number of components of the overall SEI. An overall SEI cannot be computed. Statistics provided here are for information only.

2019-20 School Effectiveness Index (SEI) Detail

182-HERBERT MARCUS ELEMENTARY SCHOOL

Core ACP

Grade 1

ACP READING/LA 48.5

ACP MATH 43.6

Grade 2

ACP MATH 48.5

72.2 ACP READING/LA

Grade 3

51.6 ACP READING/LA

55.0 ACP MATH

Grade 4

54.0 ACP READING/LA

ACP MATH 44.6

Grade 5

ACP READING/LA 34.1

ACP MATH 47.4

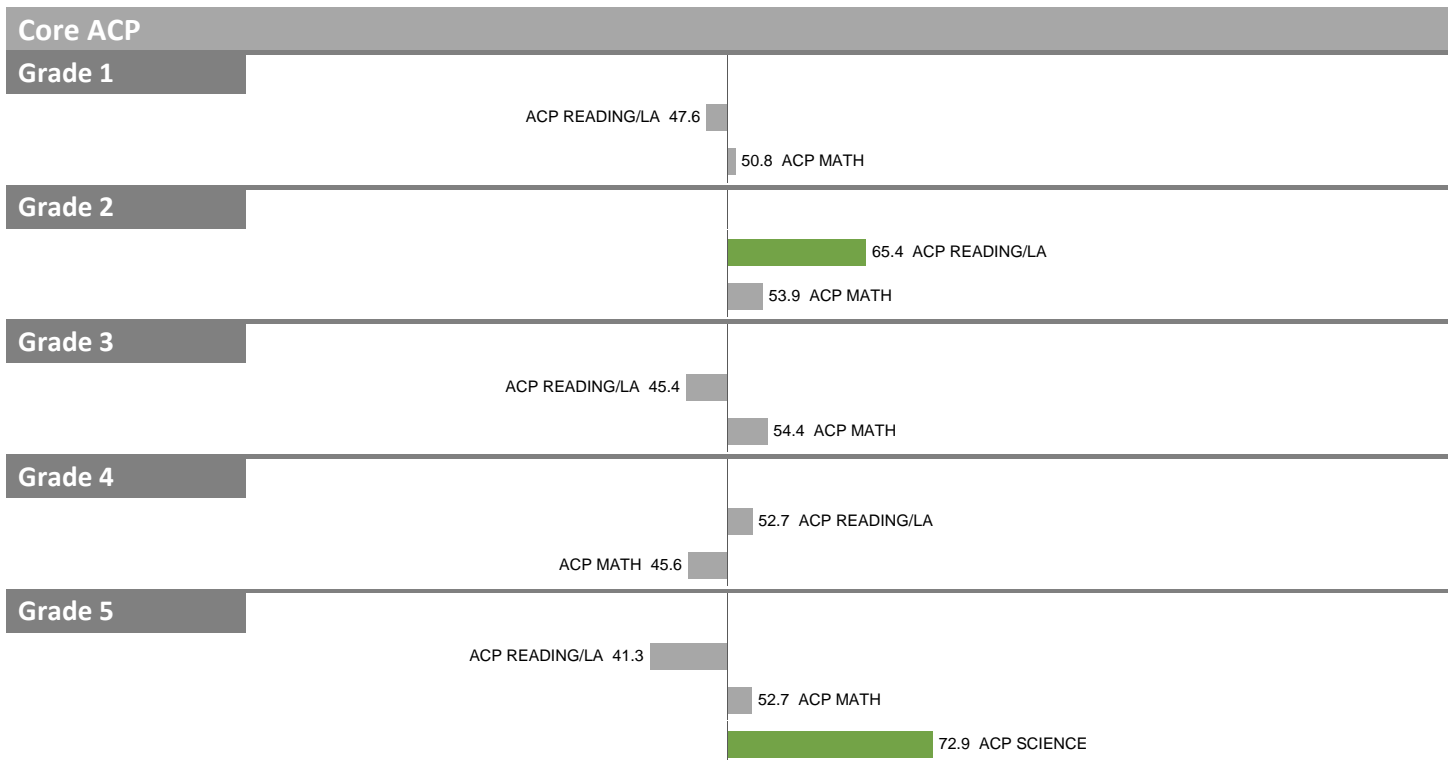
ACP SCIENCE 42.5

NOTES: Component SEIs (e.g. Grade 5 STAAR Reading, PSAT Writing) each have average 50 and standard deviation 10; an "average" component SEI is 40 to 60. Component SEIs are computed only if at least eight test results are available.

Due to the COVID-19 emergency closure, data were available for a limited number of components of the overall SEI. An overall SEI cannot be computed. Statistics provided here are for information only.

2019-20 School Effectiveness Index (SEI) Detail

183–THOMAS L. MARSALIS ELEMENTARY SCHOOL



NOTES: Component SEIs (e.g. Grade 5 STAAR Reading, PSAT Writing) each have average 50 and standard deviation 10; an “average” component SEI is 40 to 60. Component SEIs are computed only if at least eight test results are available.

Due to the COVID-19 emergency closure, data were available for a limited number of components of the overall SEI. An overall SEI cannot be computed. Statistics provided here are for information only.

2019-20 School Effectiveness Index (SEI) Detail

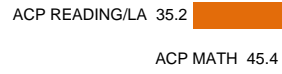
184-BEN MILAM ELEMENTARY SCHOOL

Core ACP

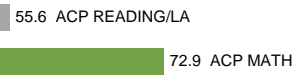
Grade 1



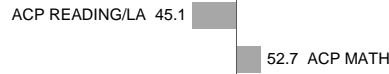
Grade 2



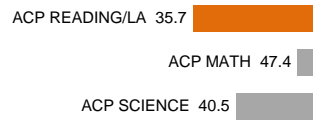
Grade 3



Grade 4



Grade 5



NOTES: Component SEIs (e.g. Grade 5 STAAR Reading, PSAT Writing) each have average 50 and standard deviation 10; an "average" component SEI is 40 to 60. Component SEIs are computed only if at least eight test results are available.

Due to the COVID-19 emergency closure, data were available for a limited number of components of the overall SEI. An overall SEI cannot be computed. Statistics provided here are for information only.

2019-20 School Effectiveness Index (SEI) Detail

185–WILLIAM B. MILLER ELEMENTARY SCHOOL

Core ACP

Grade 1

ACP READING/LA 49.8

ACP MATH 28.6

Grade 2

57.8 ACP READING/LA

ACP MATH 44.2

Grade 3

ACP READING/LA 46.6

51.5 ACP MATH

Grade 4

ACP READING/LA 44.2

ACP MATH 46.5

Grade 5

54.7 ACP READING/LA

ACP MATH 42.0

ACP SCIENCE 38.8

NOTES: Component SEIs (e.g. Grade 5 STAAR Reading, PSAT Writing) each have average 50 and standard deviation 10; an “average” component SEI is 40 to 60. Component SEIs are computed only if at least eight test results are available.

Due to the COVID-19 emergency closure, data were available for a limited number of components of the overall SEI. An overall SEI cannot be computed. Statistics provided here are for information only.

2019-20 School Effectiveness Index (SEI) Detail

186—TRINITY HEIGHTS GIFTED AND TALENTED SCHOOL

Core ACP

Grade 1

ACP READING/LA 40.5

52.7 ACP MATH

Grade 2

57.0 ACP READING/LA

ACP MATH 43.9

Grade 3

ACP READING/LA 46.7

ACP MATH 45.4

Grade 4

51.6 ACP READING/LA

ACP MATH 47.6

Grade 5

ACP READING/LA 46.6

61.5 ACP MATH

ACP SCIENCE 48.0

Grade 6

56.8 ACP READING/LA

ACP SOCIAL STUDIES 32.9

65.5 ACP MATH

53.8 ACP SCIENCE

NOTES: Component SEIs (e.g. Grade 5 STAAR Reading, PSAT Writing) each have average 50 and standard deviation 10; an “average” component SEI is 40 to 60. Component SEIs are computed only if at least eight test results are available.

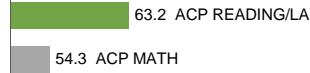
Due to the COVID-19 emergency closure, data were available for a limited number of components of the overall SEI. An overall SEI cannot be computed. Statistics provided here are for information only.

2019-20 School Effectiveness Index (SEI) Detail


187–NANCY MOSELEY ELEMENTARY SCHOOL

Core ACP

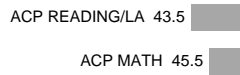
Grade 1



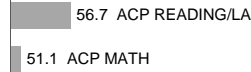
Grade 2



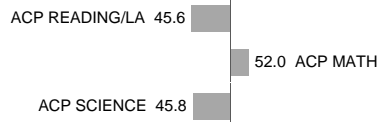
Grade 3



Grade 4



Grade 5




NOTES: Component SEIs (e.g. Grade 5 STAAR Reading, PSAT Writing) each have average 50 and standard deviation 10; an “average” component SEI is 40 to 60. Component SEIs are computed only if at least eight test results are available.

Due to the COVID-19 emergency closure, data were available for a limited number of components of the overall SEI. An overall SEI cannot be computed. Statistics provided here are for information only.

2019-20 School Effectiveness Index (SEI) Detail

188-MOUNT AUBURN STEAM ACADEMY

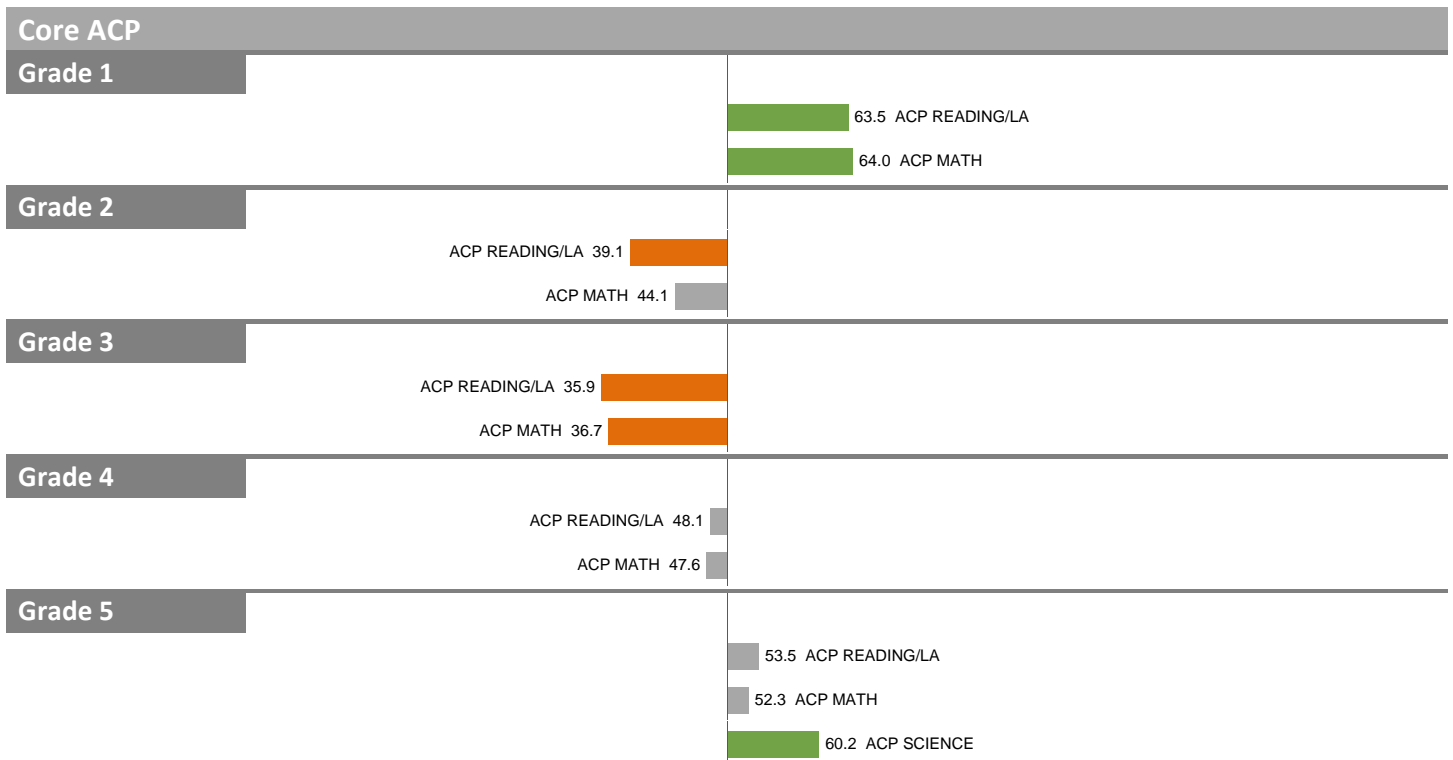


NOTES: Component SEIs (e.g. Grade 5 STAAR Reading, PSAT Writing) each have average 50 and standard deviation 10; an “average” component SEI is 40 to 60. Component SEIs are computed only if at least eight test results are available.

Due to the COVID-19 emergency closure, data were available for a limited number of components of the overall SEI. An overall SEI cannot be computed. Statistics provided here are for information only.

2019-20 School Effectiveness Index (SEI) Detail

189-CLARA OLIVER ELEMENTARY SCHOOL



NOTES: Component SEIs (e.g. Grade 5 STAAR Reading, PSAT Writing) each have average 50 and standard deviation 10; an "average" component SEI is 40 to 60. Component SEIs are computed only if at least eight test results are available.

Due to the COVID-19 emergency closure, data were available for a limited number of components of the overall SEI. An overall SEI cannot be computed. Statistics provided here are for information only.

2019-20 School Effectiveness Index (SEI) Detail

190—GEORGE PEABODY ELEMENTARY SCHOOL

Core ACP

Grade 1

52.1 ACP READING/LA

57.7 ACP MATH

Grade 2

ACP READING/LA 44.4

51.9 ACP MATH

Grade 3

ACP READING/LA 46.7

ACP MATH 44.6

Grade 4

ACP READING/LA 37.5

55.3 ACP MATH

Grade 5

50.6 ACP READING/LA

ACP MATH 30.4

ACP SCIENCE 38.2

Grade 6

55.5 ACP READING/LA

ACP SOCIAL STUDIES 45.1

ACP MATH 48.0

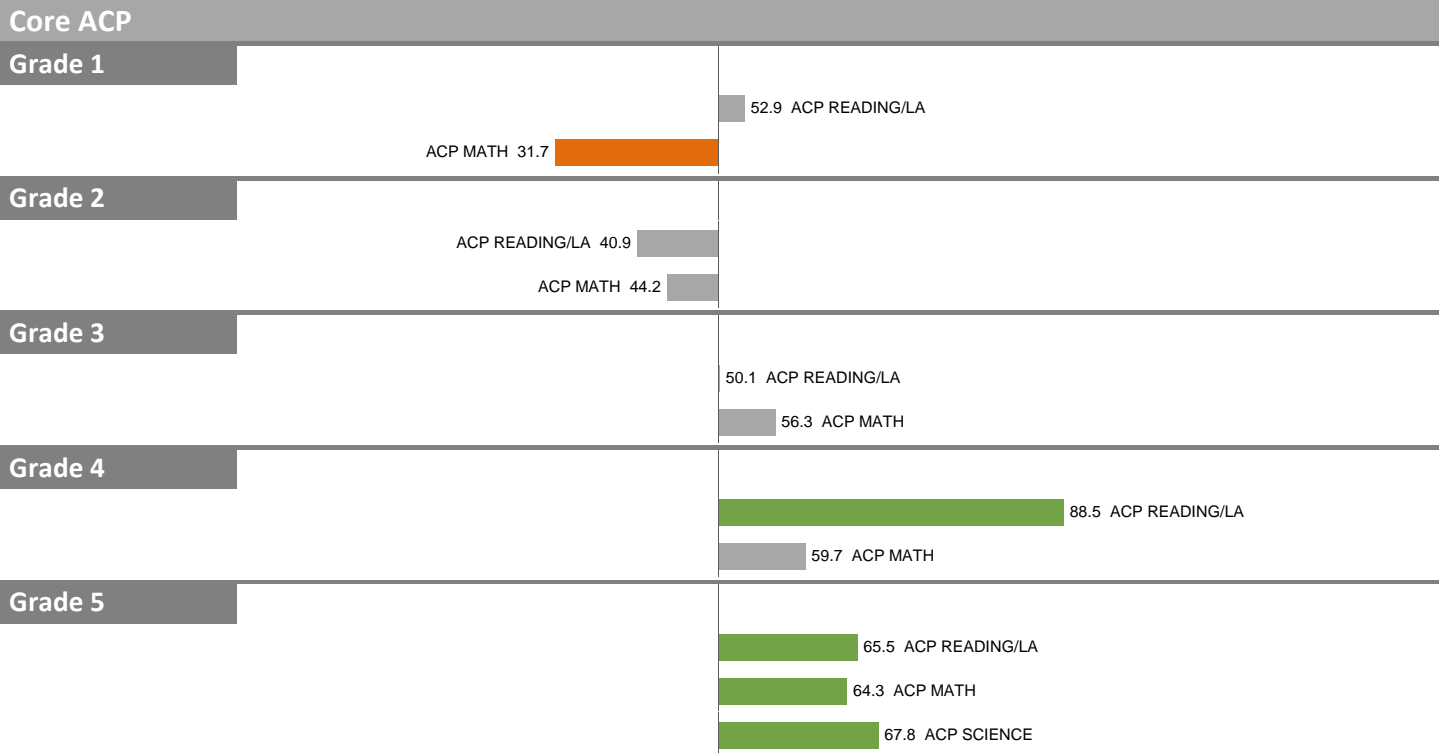
ACP SCIENCE 41.4

NOTES: Component SEIs (e.g. Grade 5 STAAR Reading, PSAT Writing) each have average 50 and standard deviation 10; an "average" component SEI is 40 to 60. Component SEIs are computed only if at least eight test results are available.

Due to the COVID-19 emergency closure, data were available for a limited number of components of the overall SEI. An overall SEI cannot be computed. Statistics provided here are for information only.

2019-20 School Effectiveness Index (SEI) Detail

191-ELISHA M. PEASE ELEMENTARY SCHOOL



NOTES: Component SEIs (e.g. Grade 5 STAAR Reading, PSAT Writing) each have average 50 and standard deviation 10; an "average" component SEI is 40 to 60. Component SEIs are computed only if at least eight test results are available.

Due to the COVID-19 emergency closure, data were available for a limited number of components of the overall SEI. An overall SEI cannot be computed. Statistics provided here are for information only.

2019-20 School Effectiveness Index (SEI) Detail

192-JOHN F. PEELER ELEMENTARY SCHOOL

Core ACP

Grade 1

ACP READING/LA 45.0

53.6 ACP MATH

Grade 2

61.2 ACP READING/LA

51.6 ACP MATH

Grade 3

62.9 ACP READING/LA

ACP MATH 49.9

Grade 4

ACP READING/LA 42.4

ACP MATH 27.3

Grade 5

ACP READING/LA 47.2

ACP MATH 49.2

ACP SCIENCE 44.4

NOTES: Component SEIs (e.g. Grade 5 STAAR Reading, PSAT Writing) each have average 50 and standard deviation 10; an "average" component SEI is 40 to 60. Component SEIs are computed only if at least eight test results are available.

Due to the COVID-19 emergency closure, data were available for a limited number of components of the overall SEI. An overall SEI cannot be computed. Statistics provided here are for information only.

2019-20 School Effectiveness Index (SEI) Detail

193-JOHN J. PERSHING ELEMENTARY SCHOOL

Core ACP

Grade 1

53.7 ACP READING/LA
ACP MATH 46.0

Grade 2

ACP READING/LA 45.0
ACP MATH 44.0

Grade 3

56.7 ACP READING/LA
56.0 ACP MATH

Grade 4

51.7 ACP READING/LA
ACP MATH 46.8

Grade 5

ACP READING/LA 46.3
55.7 ACP MATH
51.5 ACP SCIENCE

NOTES: Component SEIs (e.g. Grade 5 STAAR Reading, PSAT Writing) each have average 50 and standard deviation 10; an "average" component SEI is 40 to 60. Component SEIs are computed only if at least eight test results are available.

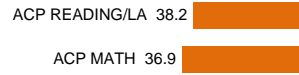
Due to the COVID-19 emergency closure, data were available for a limited number of components of the overall SEI. An overall SEI cannot be computed. Statistics provided here are for information only.

2019-20 School Effectiveness Index (SEI) Detail

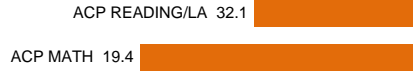
194-K.B. POLK ELEMENTARY SCHOOL

Core ACP

Grade 1



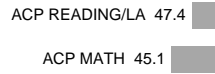
Grade 2



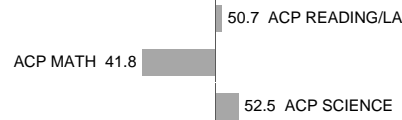
Grade 3



Grade 4



Grade 5



NOTES: Component SEIs (e.g. Grade 5 STAAR Reading, PSAT Writing) each have average 50 and standard deviation 10; an "average" component SEI is 40 to 60. Component SEIs are computed only if at least eight test results are available.

Due to the COVID-19 emergency closure, data were available for a limited number of components of the overall SEI. An overall SEI cannot be computed. Statistics provided here are for information only.

2019-20 School Effectiveness Index (SEI) Detail

195--PRESTON HOLLOW ELEMENTARY SCHOOL

Core ACP

Grade 1

ACP READING/LA 37.7

ACP MATH 42.4

Grade 2

51.4 ACP READING/LA

ACP MATH 48.1

Grade 3

53.4 ACP READING/LA

ACP MATH 41.2

Grade 4

51.4 ACP READING/LA

ACP MATH 47.0

Grade 5

ACP READING/LA 42.7

52.4 ACP MATH

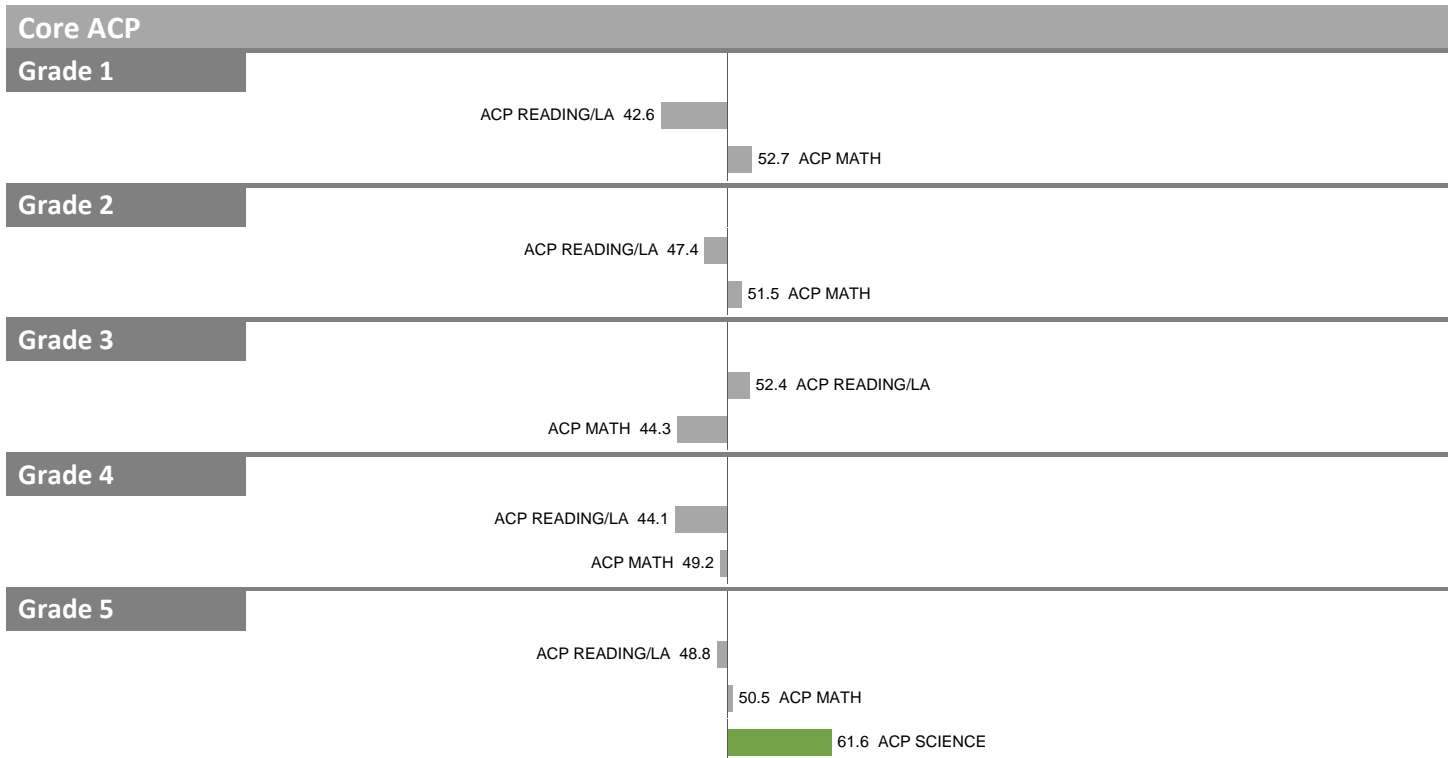
ACP SCIENCE 45.2

NOTES: Component SEIs (e.g. Grade 5 STAAR Reading, PSAT Writing) each have average 50 and standard deviation 10; an "average" component SEI is 40 to 60. Component SEIs are computed only if at least eight test results are available.

Due to the COVID-19 emergency closure, data were available for a limited number of components of the overall SEI. An overall SEI cannot be computed. Statistics provided here are for information only.

2019-20 School Effectiveness Index (SEI) Detail

197-JOHN H. REAGAN ELEMENTARY SCHOOL




NOTES: Component SEIs (e.g. Grade 5 STAAR Reading, PSAT Writing) each have average 50 and standard deviation 10; an "average" component SEI is 40 to 60. Component SEIs are computed only if at least eight test results are available.

Due to the COVID-19 emergency closure, data were available for a limited number of components of the overall SEI. An overall SEI cannot be computed. Statistics provided here are for information only.

2019-20 School Effectiveness Index (SEI) Detail

198–MARTHA TURNER REILLY ELEMENTARY SCHOOL



NOTES: Component SEIs (e.g. Grade 5 STAAR Reading, PSAT Writing) each have average 50 and standard deviation 10; an “average” component SEI is 40 to 60. Component SEIs are computed only if at least eight test results are available.

Due to the COVID-19 emergency closure, data were available for a limited number of components of the overall SEI. An overall SEI cannot be computed. Statistics provided here are for information only.

2019-20 School Effectiveness Index (SEI) Detail

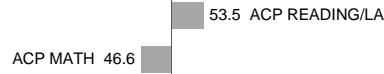
199–REINHARDT ELEMENTARY SCHOOL

Core ACP

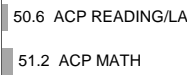
Grade 1



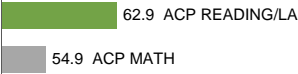
Grade 2



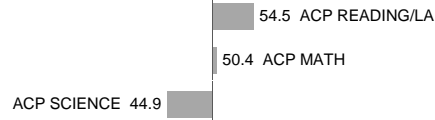
Grade 3



Grade 4



Grade 5



NOTES: Component SEIs (e.g. Grade 5 STAAR Reading, PSAT Writing) each have average 50 and standard deviation 10; an “average” component SEI is 40 to 60. Component SEIs are computed only if at least eight test results are available.

Due to the COVID-19 emergency closure, data were available for a limited number of components of the overall SEI. An overall SEI cannot be computed. Statistics provided here are for information only.

2019-20 School Effectiveness Index (SEI) Detail

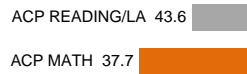
200—JOSEPH J. RHOADS LEARNING CENTER

Core ACP

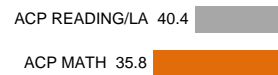
Grade 1



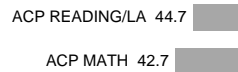
Grade 2



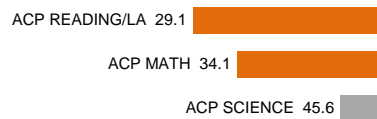
Grade 3



Grade 4



Grade 5



NOTES: Component SEIs (e.g. Grade 5 STAAR Reading, PSAT Writing) each have average 50 and standard deviation 10; an “average” component SEI is 40 to 60. Component SEIs are computed only if at least eight test results are available.

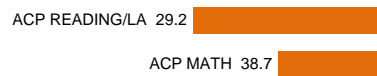
Due to the COVID-19 emergency closure, data were available for a limited number of components of the overall SEI. An overall SEI cannot be computed. Statistics provided here are for information only.

2019-20 School Effectiveness Index (SEI) Detail

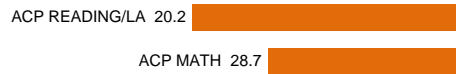
201-CHARLES RICE LEARNING CENTER

Core ACP

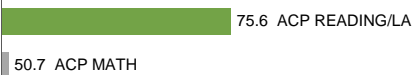
Grade 1



Grade 2



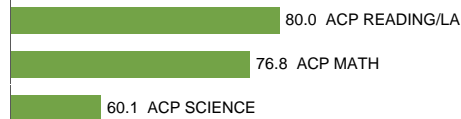
Grade 3



Grade 4



Grade 5



NOTES: Component SEIs (e.g. Grade 5 STAAR Reading, PSAT Writing) each have average 50 and standard deviation 10; an "average" component SEI is 40 to 60. Component SEIs are computed only if at least eight test results are available.

Due to the COVID-19 emergency closure, data were available for a limited number of components of the overall SEI. An overall SEI cannot be computed. Statistics provided here are for information only.

2019-20 School Effectiveness Index (SEI) Detail

202-ORAN M. ROBERTS ELEMENTARY SCHOOL

Core ACP

Grade 1

ACP READING/LA 43.5

ACP MATH 44.6

Grade 2

ACP READING/LA 36.2

ACP MATH 42.9

Grade 3

ACP READING/LA 39.8

ACP MATH 46.9

Grade 4

ACP READING/LA 25.9

ACP MATH 48.1

Grade 5

ACP READING/LA 43.7

ACP MATH 30.0


ACP SCIENCE 31.7

NOTES: Component SEIs (e.g. Grade 5 STAAR Reading, PSAT Writing) each have average 50 and standard deviation 10; an "average" component SEI is 40 to 60. Component SEIs are computed only if at least eight test results are available.

Due to the COVID-19 emergency closure, data were available for a limited number of components of the overall SEI. An overall SEI cannot be computed. Statistics provided here are for information only.

2019-20 School Effectiveness Index (SEI) Detail

203–DAN D. ROGERS ELEMENTARY SCHOOL



NOTES: Component SEIs (e.g. Grade 5 STAAR Reading, PSAT Writing) each have average 50 and standard deviation 10; an “average” component SEI is 40 to 60. Component SEIs are computed only if at least eight test results are available.

Due to the COVID-19 emergency closure, data were available for a limited number of components of the overall SEI. An overall SEI cannot be computed. Statistics provided here are for information only.

2019-20 School Effectiveness Index (SEI) Detail

204-ROSEMONT ELEMENTARY AND INTERNATIONAL LANGUAGE PREP

Core ACP

Grade 1

ACP READING/LA 44.0

ACP MATH 43.3

Grade 2

68.3 ACP READING/LA

53.3 ACP MATH

Grade 3

58.9 ACP READING/LA

50.9 ACP MATH

Grade 4

64.2 ACP READING/LA

ACP MATH 45.9

Grade 5

57.1 ACP READING/LA

53.8 ACP MATH

ACP SCIENCE 47.6

NOTES: Component SEIs (e.g. Grade 5 STAAR Reading, PSAT Writing) each have average 50 and standard deviation 10; an "average" component SEI is 40 to 60. Component SEIs are computed only if at least eight test results are available.

Due to the COVID-19 emergency closure, data were available for a limited number of components of the overall SEI. An overall SEI cannot be computed. Statistics provided here are for information only.

2019-20 School Effectiveness Index (SEI) Detail

205—CLINTON P. RUSSELL ELEMENTARY SCHOOL

Core ACP

Grade 1

ACP READING/LA 46.3

ACP MATH 40.4

Grade 2

ACP READING/LA 40.3

ACP MATH 47.8

Grade 3

ACP READING/LA 38.4

54.0 ACP MATH

Grade 4

ACP READING/LA 45.7

ACP MATH 38.5

Grade 5

51.5 ACP READING/LA

63.6 ACP MATH

58.2 ACP SCIENCE

NOTES: Component SEIs (e.g. Grade 5 STAAR Reading, PSAT Writing) each have average 50 and standard deviation 10; an “average” component SEI is 40 to 60. Component SEIs are computed only if at least eight test results are available.

Due to the COVID-19 emergency closure, data were available for a limited number of components of the overall SEI. An overall SEI cannot be computed. Statistics provided here are for information only.

2019-20 School Effectiveness Index (SEI) Detail

206—ALEX SANGER PREPARATORY SCHOOL

Core ACP

Grade 1

56.2 ACP READING/LA

55.1 ACP MATH

Grade 2

52.4 ACP READING/LA

ACP MATH 44.0

Grade 3

56.3 ACP READING/LA

56.9 ACP MATH

Grade 4

53.8 ACP READING/LA

57.0 ACP MATH

Grade 5

54.9 ACP READING/LA

57.1 ACP MATH

57.0 ACP SCIENCE

Grade 6

51.7 ACP READING/LA

52.0 ACP SOCIAL STUDIES

ACP MATH 33.8

ACP SCIENCE 35.7

Grade 7

56.9 ACP READING/LA

ACP SOCIAL STUDIES 45.7

ACP MATH 41.3

ACP SCIENCE 43.6

Grade 8

ACP READING/LA 46.2

ACP SOCIAL STUDIES 38.2

55.2 ACP ALGEBRA I

53.4 ACP MATH

53.8 ACP SCIENCE

Other ACP

Grade 7

51.0 ACP HEALTH

NOTES: Component SEIs (e.g. Grade 5 STAAR Reading, PSAT Writing) each have average 50 and standard deviation 10; an "average" component SEI is 40 to 60. Component SEIs are computed only if at least eight test results are available.

Due to the COVID-19 emergency closure, data were available for a limited number of components of the overall SEI. An overall SEI cannot be computed. Statistics provided here are for information only.

2019-20 School Effectiveness Index (SEI) Detail

206—ALEX SANGER PREPARATORY SCHOOL

Other ACP

Schoolwide

52.6 ACP COMPUTER SCIENCE

Other

Schoolwide

70.7 PRE-HONORS ENROLLMENT

NOTES: Component SEIs (e.g. Grade 5 STAAR Reading, PSAT Writing) each have average 50 and standard deviation 10; an “average” component SEI is 40 to 60. Component SEIs are computed only if at least eight test results are available.

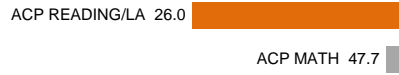
Due to the COVID-19 emergency closure, data were available for a limited number of components of the overall SEI. An overall SEI cannot be computed. Statistics provided here are for information only.

2019-20 School Effectiveness Index (SEI) Detail

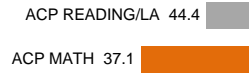
207–SAN JACINTO ELEMENTARY SCHOOL

Core ACP

Grade 1



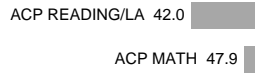
Grade 2



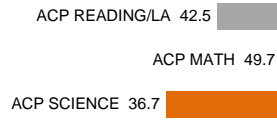
Grade 3



Grade 4



Grade 5



NOTES: Component SEIs (e.g. Grade 5 STAAR Reading, PSAT Writing) each have average 50 and standard deviation 10; an “average” component SEI is 40 to 60. Component SEIs are computed only if at least eight test results are available.

Due to the COVID-19 emergency closure, data were available for a limited number of components of the overall SEI. An overall SEI cannot be computed. Statistics provided here are for information only.

2019-20 School Effectiveness Index (SEI) Detail

208-SEAGOVILLE ELEMENTARY SCHOOL

Core ACP

Grade 1

57.3 ACP READING/LA

59.8 ACP MATH

Grade 2

ACP READING/LA 45.7

ACP MATH 41.8

Grade 3

ACP READING/LA 45.6

ACP MATH 44.9

Grade 4

ACP READING/LA 39.9

54.7 ACP MATH

Grade 5

53.7 ACP READING/LA

ACP MATH 38.0

ACP SCIENCE 43.1

NOTES: Component SEIs (e.g. Grade 5 STAAR Reading, PSAT Writing) each have average 50 and standard deviation 10; an "average" component SEI is 40 to 60. Component SEIs are computed only if at least eight test results are available.

Due to the COVID-19 emergency closure, data were available for a limited number of components of the overall SEI. An overall SEI cannot be computed. Statistics provided here are for information only.

2019-20 School Effectiveness Index (SEI) Detail

209-ASCHER SILBERSTEIN ELEMENTARY SCHOOL

Core ACP

Grade 1

52.1 ACP READING/LA
55.5 ACP MATH

Grade 2

50.6 ACP READING/LA
52.2 ACP MATH

Grade 3

57.0 ACP READING/LA
69.1 ACP MATH

Grade 4

ACP READING/LA 46.0
50.6 ACP MATH

Grade 5

ACP READING/LA 46.9
62.6 ACP MATH
56.9 ACP SCIENCE

NOTES: Component SEIs (e.g. Grade 5 STAAR Reading, PSAT Writing) each have average 50 and standard deviation 10; an "average" component SEI is 40 to 60. Component SEIs are computed only if at least eight test results are available.

Due to the COVID-19 emergency closure, data were available for a limited number of components of the overall SEI. An overall SEI cannot be computed. Statistics provided here are for information only.

2019-20 School Effectiveness Index (SEI) Detail

210-LESLIE A. STEMMONS ELEMENTARY SCHOOL

Core ACP

Grade 1

59.3 ACP READING/LA

51.1 ACP MATH

Grade 2

55.6 ACP READING/LA

ACP MATH 44.4

Grade 3

57.6 ACP READING/LA

66.2 ACP MATH

Grade 4

ACP READING/LA 44.2

ACP MATH 49.0

Grade 5

52.2 ACP READING/LA

ACP MATH 43.4

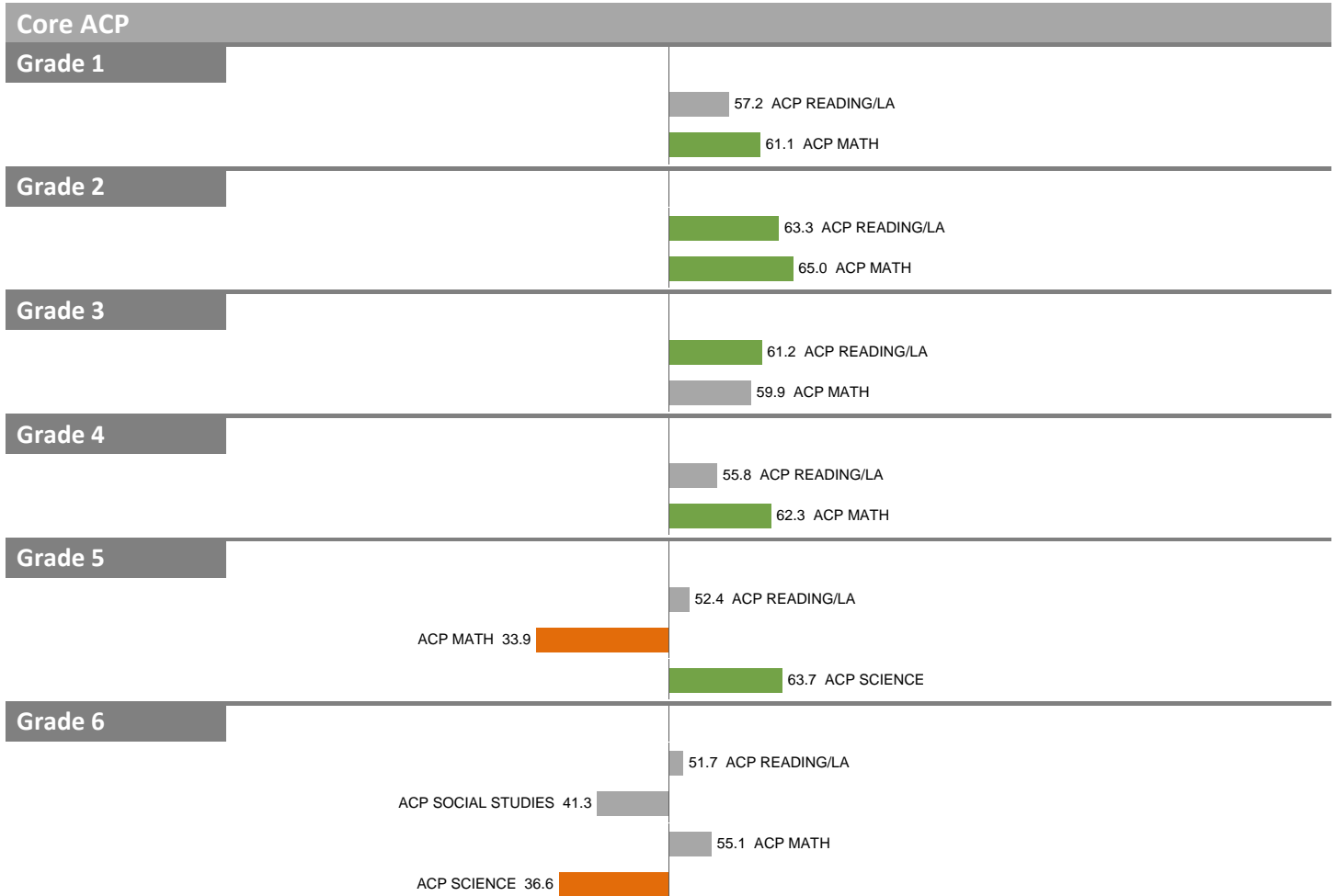
57.6 ACP SCIENCE

NOTES: Component SEIs (e.g. Grade 5 STAAR Reading, PSAT Writing) each have average 50 and standard deviation 10; an "average" component SEI is 40 to 60. Component SEIs are computed only if at least eight test results are available.

Due to the COVID-19 emergency closure, data were available for a limited number of components of the overall SEI. An overall SEI cannot be computed. Statistics provided here are for information only.

2019-20 School Effectiveness Index (SEI) Detail

211–STEVENS PARK ELEMENTARY SCHOOL



NOTES: Component SEIs (e.g. Grade 5 STAAR Reading, PSAT Writing) each have average 50 and standard deviation 10; an “average” component SEI is 40 to 60. Component SEIs are computed only if at least eight test results are available.

Due to the COVID-19 emergency closure, data were available for a limited number of components of the overall SEI. An overall SEI cannot be computed. Statistics provided here are for information only.

2019-20 School Effectiveness Index (SEI) Detail

213--T.G. TERRY ELEMENTARY SCHOOL

Core ACP

Grade 1

51.6 ACP READING/LA

54.5 ACP MATH

Grade 2

ACP READING/LA 37.7

50.7 ACP MATH

Grade 3

ACP READING/LA 42.3

ACP MATH 46.1

Grade 4

50.5 ACP READING/LA

ACP MATH 43.3

Grade 5

ACP READING/LA 47.1

ACP MATH 49.7

ACP SCIENCE 29.3

NOTES: Component SEIs (e.g. Grade 5 STAAR Reading, PSAT Writing) each have average 50 and standard deviation 10; an "average" component SEI is 40 to 60. Component SEIs are computed only if at least eight test results are available.

Due to the COVID-19 emergency closure, data were available for a limited number of components of the overall SEI. An overall SEI cannot be computed. Statistics provided here are for information only.

2019-20 School Effectiveness Index (SEI) Detail

215-ROBERT L. THORNTON ELEMENTARY SCHOOL

Core ACP

Grade 1

ACP MATH 45.1

67.6 ACP READING/LA

Grade 2

ACP READING/LA 30.7

ACP MATH 34.2

Grade 3

ACP READING/LA 41.6

55.7 ACP MATH

Grade 4

ACP READING/LA 47.2

ACP MATH 48.0

Grade 5

52.2 ACP READING/LA

ACP MATH 49.3

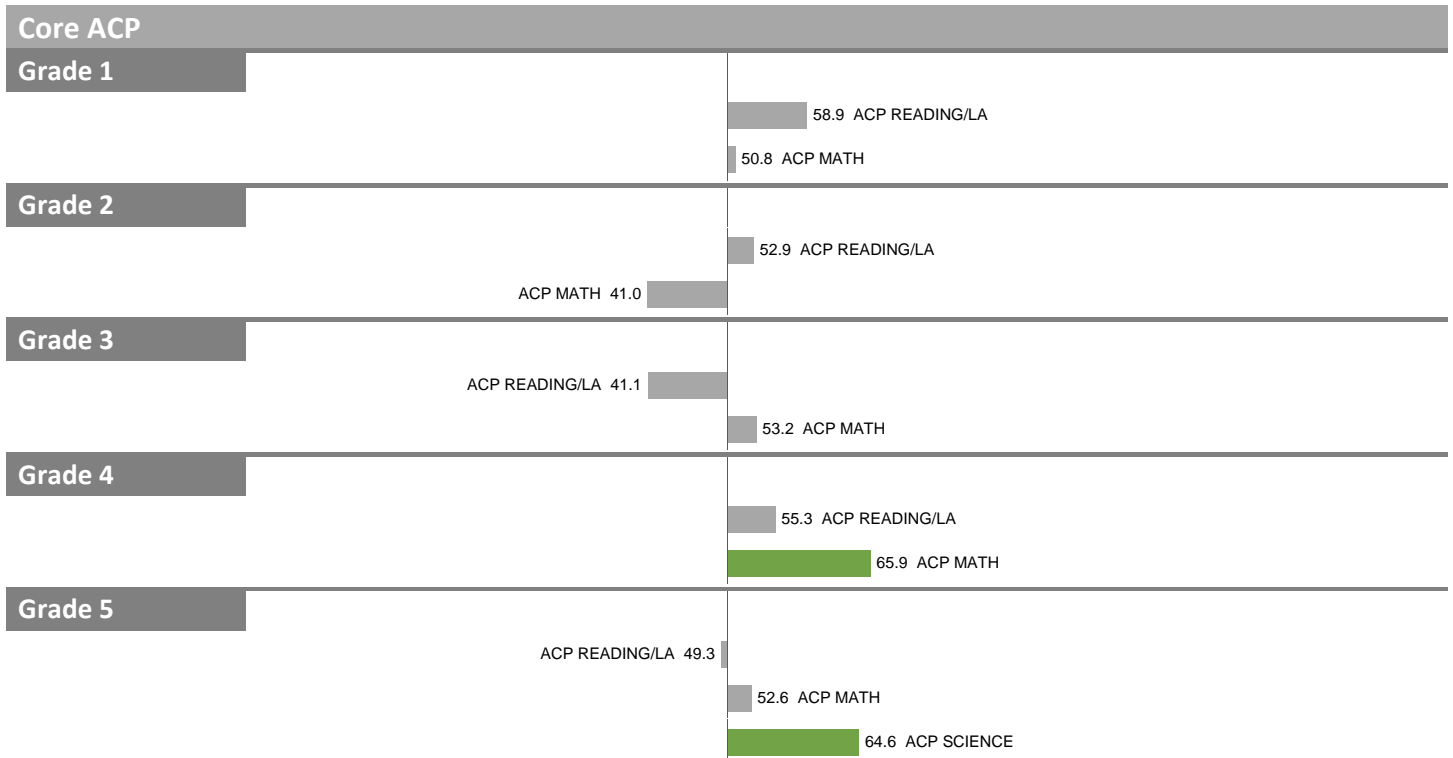
50.6 ACP SCIENCE

NOTES: Component SEIs (e.g. Grade 5 STAAR Reading, PSAT Writing) each have average 50 and standard deviation 10; an "average" component SEI is 40 to 60. Component SEIs are computed only if at least eight test results are available.

Due to the COVID-19 emergency closure, data were available for a limited number of components of the overall SEI. An overall SEI cannot be computed. Statistics provided here are for information only.

2019-20 School Effectiveness Index (SEI) Detail

216—EDWARD TITCHE ELEMENTARY SCHOOL



NOTES: Component SEIs (e.g. Grade 5 STAAR Reading, PSAT Writing) each have average 50 and standard deviation 10; an “average” component SEI is 40 to 60. Component SEIs are computed only if at least eight test results are available.

Due to the COVID-19 emergency closure, data were available for a limited number of components of the overall SEI. An overall SEI cannot be computed. Statistics provided here are for information only.

2019-20 School Effectiveness Index (SEI) Detail

218—GEORGE W. TRUETT ELEMENTARY SCHOOL

Core ACP

Grade 1

ACP READING/LA 47.2

ACP MATH 43.7

Grade 2

57.2 ACP READING/LA

65.2 ACP MATH

Grade 3

ACP READING/LA 43.8

57.2 ACP MATH

Grade 4

ACP READING/LA 44.8

ACP MATH 42.5

Grade 5

ACP READING/LA 30.1

ACP MATH 39.6

ACP SCIENCE 47.7

NOTES: Component SEIs (e.g. Grade 5 STAAR Reading, PSAT Writing) each have average 50 and standard deviation 10; an “average” component SEI is 40 to 60. Component SEIs are computed only if at least eight test results are available.

Due to the COVID-19 emergency closure, data were available for a limited number of components of the overall SEI. An overall SEI cannot be computed. Statistics provided here are for information only.

2019-20 School Effectiveness Index (SEI) Detail

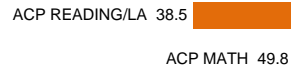
219-ADELLE TURNER ELEMENTARY SCHOOL

Core ACP

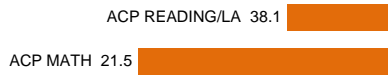
Grade 1



Grade 2



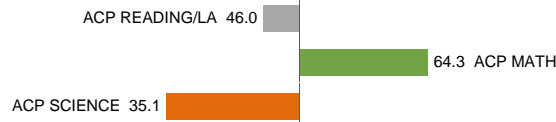
Grade 3



Grade 4



Grade 5



NOTES: Component SEIs (e.g. Grade 5 STAAR Reading, PSAT Writing) each have average 50 and standard deviation 10; an "average" component SEI is 40 to 60. Component SEIs are computed only if at least eight test results are available.

Due to the COVID-19 emergency closure, data were available for a limited number of components of the overall SEI. An overall SEI cannot be computed. Statistics provided here are for information only.

2019-20 School Effectiveness Index (SEI) Detail

220-MARK TWAIN ELEMENTARY SCHOOL

Core ACP

Grade 1

51.6 ACP READING/LA

ACP MATH 48.4

Grade 2

ACP READING/LA 41.2

ACP MATH 39.8

Grade 3

ACP READING/LA 47.2

ACP MATH 39.1

Grade 4

ACP READING/LA 41.7

51.9 ACP MATH

Grade 5

ACP READING/LA 33.8

ACP MATH 36.8

ACP SCIENCE 31.0

NOTES: Component SEIs (e.g. Grade 5 STAAR Reading, PSAT Writing) each have average 50 and standard deviation 10; an "average" component SEI is 40 to 60. Component SEIs are computed only if at least eight test results are available.

Due to the COVID-19 emergency closure, data were available for a limited number of components of the overall SEI. An overall SEI cannot be computed. Statistics provided here are for information only.

2019-20 School Effectiveness Index (SEI) Detail

222-URBAN PARK ELEMENTARY SCHOOL

Core ACP

Grade 1

56.0 ACP READING/LA

63.9 ACP MATH

Grade 2

51.9 ACP READING/LA

60.7 ACP MATH

Grade 3

ACP READING/LA 43.3

ACP MATH 48.8

Grade 4

56.8 ACP READING/LA

72.6 ACP MATH

Grade 5

ACP READING/LA 38.4

ACP MATH 38.0

ACP SCIENCE 41.0

NOTES: Component SEIs (e.g. Grade 5 STAAR Reading, PSAT Writing) each have average 50 and standard deviation 10; an "average" component SEI is 40 to 60. Component SEIs are computed only if at least eight test results are available.

Due to the COVID-19 emergency closure, data were available for a limited number of components of the overall SEI. An overall SEI cannot be computed. Statistics provided here are for information only.

2019-20 School Effectiveness Index (SEI) Detail

224-WALNUT HILL ELEMENTARY SCHOOL

Core ACP

Grade 1

ACP MATH 41.7

57.8 ACP READING/LA

Grade 2

50.9 ACP READING/LA

51.3 ACP MATH

Grade 3

ACP READING/LA 44.4

ACP MATH 43.3

Grade 4

52.1 ACP READING/LA

ACP MATH 43.2

Grade 5

54.1 ACP READING/LA

ACP MATH 48.6

ACP SCIENCE 43.6

NOTES: Component SEIs (e.g. Grade 5 STAAR Reading, PSAT Writing) each have average 50 and standard deviation 10; an "average" component SEI is 40 to 60. Component SEIs are computed only if at least eight test results are available.

Due to the COVID-19 emergency closure, data were available for a limited number of components of the overall SEI. An overall SEI cannot be computed. Statistics provided here are for information only.

2019-20 School Effectiveness Index (SEI) Detail

225–DANIEL WEBSTER ELEMENTARY SCHOOL

Core ACP

Grade 1

52.0 ACP READING/LA

53.3 ACP MATH

Grade 2

ACP READING/LA 49.7

ACP MATH 48.0

Grade 3

50.6 ACP READING/LA

ACP MATH 45.7

Grade 4

ACP READING/LA 47.9

55.6 ACP MATH

Grade 5

54.6 ACP READING/LA

63.3 ACP MATH

54.4 ACP SCIENCE

NOTES: Component SEIs (e.g. Grade 5 STAAR Reading, PSAT Writing) each have average 50 and standard deviation 10; an “average” component SEI is 40 to 60. Component SEIs are computed only if at least eight test results are available.

Due to the COVID-19 emergency closure, data were available for a limited number of components of the overall SEI. An overall SEI cannot be computed. Statistics provided here are for information only.

2019-20 School Effectiveness Index (SEI) Detail

226—MARTIN WEISS ELEMENTARY SCHOOL

Core ACP

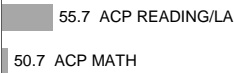
Grade 1



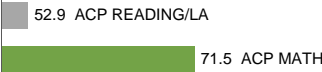
Grade 2



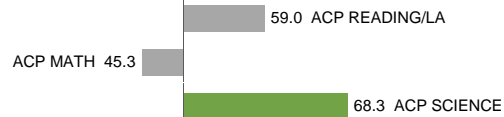
Grade 3



Grade 4



Grade 5



NOTES: Component SEIs (e.g. Grade 5 STAAR Reading, PSAT Writing) each have average 50 and standard deviation 10; an “average” component SEI is 40 to 60. Component SEIs are computed only if at least eight test results are available.

Due to the COVID-19 emergency closure, data were available for a limited number of components of the overall SEI. An overall SEI cannot be computed. Statistics provided here are for information only.

2019-20 School Effectiveness Index (SEI) Detail

229–WINNETKA ELEMENTARY SCHOOL

Core ACP

Grade 1

ACP READING/LA 45.8

51.7 ACP MATH

Grade 2

ACP READING/LA 37.7

55.4 ACP MATH

Grade 3

51.5 ACP READING/LA

ACP MATH 46.0

Grade 4

ACP READING/LA 48.2

67.0 ACP MATH

Grade 5

54.9 ACP READING/LA

62.0 ACP MATH

68.2 ACP SCIENCE

NOTES: Component SEIs (e.g. Grade 5 STAAR Reading, PSAT Writing) each have average 50 and standard deviation 10; an “average” component SEI is 40 to 60. Component SEIs are computed only if at least eight test results are available.

Due to the COVID-19 emergency closure, data were available for a limited number of components of the overall SEI. An overall SEI cannot be computed. Statistics provided here are for information only.

2019-20 School Effectiveness Index (SEI) Detail

230—HARRY C. WITHERS ELEMENTARY SCHOOL

Core ACP

Grade 1

56.6 ACP READING/LA

51.0 ACP MATH

Grade 2

ACP READING/LA 48.4

ACP MATH 34.1

Grade 3

68.0 ACP READING/LA

54.3 ACP MATH

Grade 4

54.6 ACP READING/LA

ACP MATH 42.8

Grade 5

ACP READING/LA 41.5

ACP MATH 39.3

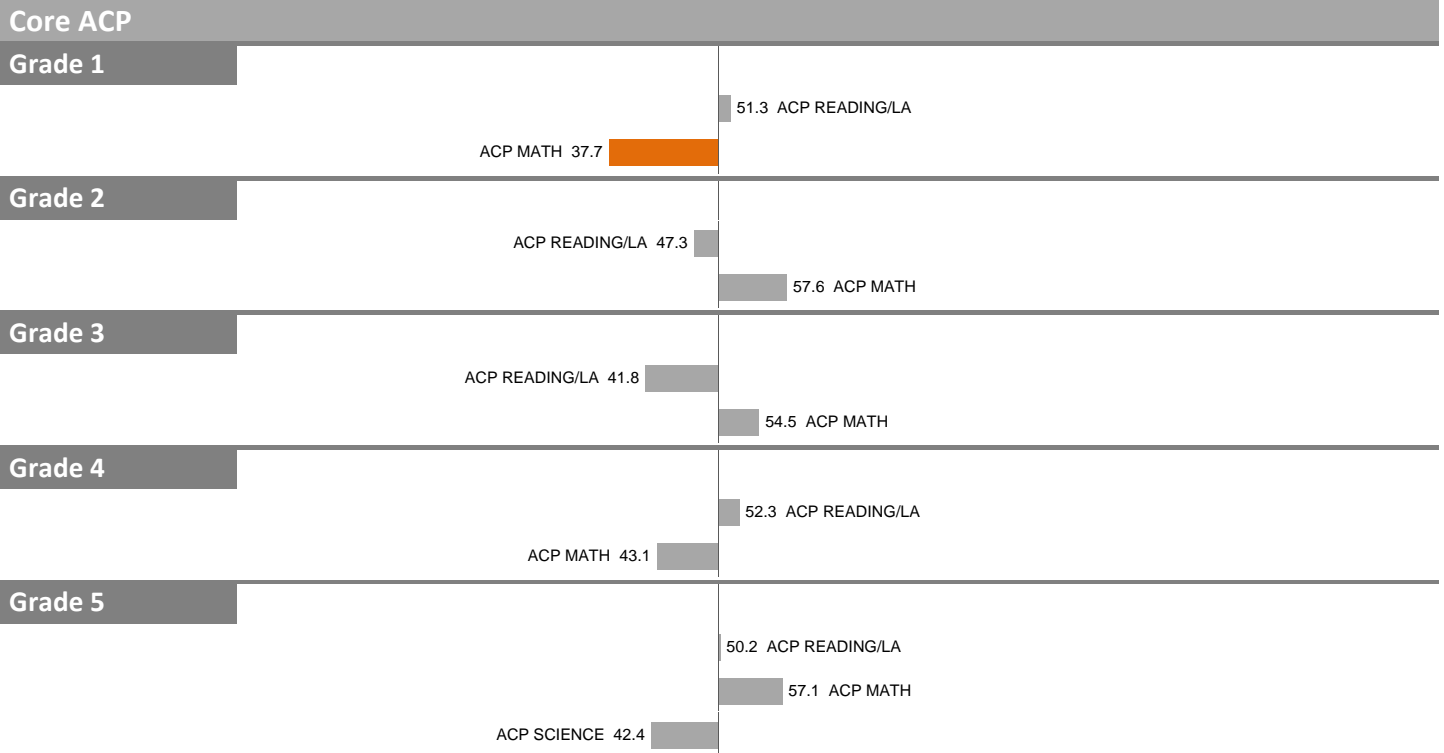
50.2 ACP SCIENCE

NOTES: Component SEIs (e.g. Grade 5 STAAR Reading, PSAT Writing) each have average 50 and standard deviation 10; an "average" component SEI is 40 to 60. Component SEIs are computed only if at least eight test results are available.

Due to the COVID-19 emergency closure, data were available for a limited number of components of the overall SEI. An overall SEI cannot be computed. Statistics provided here are for information only.

2019-20 School Effectiveness Index (SEI) Detail

232-EDNA ROWE ELEMENTARY SCHOOL



NOTES: Component SEIs (e.g. Grade 5 STAAR Reading, PSAT Writing) each have average 50 and standard deviation 10; an "average" component SEI is 40 to 60. Component SEIs are computed only if at least eight test results are available.

Due to the COVID-19 emergency closure, data were available for a limited number of components of the overall SEI. An overall SEI cannot be computed. Statistics provided here are for information only.

2019-20 School Effectiveness Index (SEI) Detail

233–NATHAN ADAMS ELEMENTARY SCHOOL

Core ACP

Grade 1

52.5 ACP READING/LA
ACP MATH 46.8

Grade 2

ACP READING/LA 45.2
ACP MATH 49.9

Grade 3

ACP READING/LA 43.1
54.2 ACP MATH

Grade 4

56.7 ACP READING/LA
51.3 ACP MATH

Grade 5

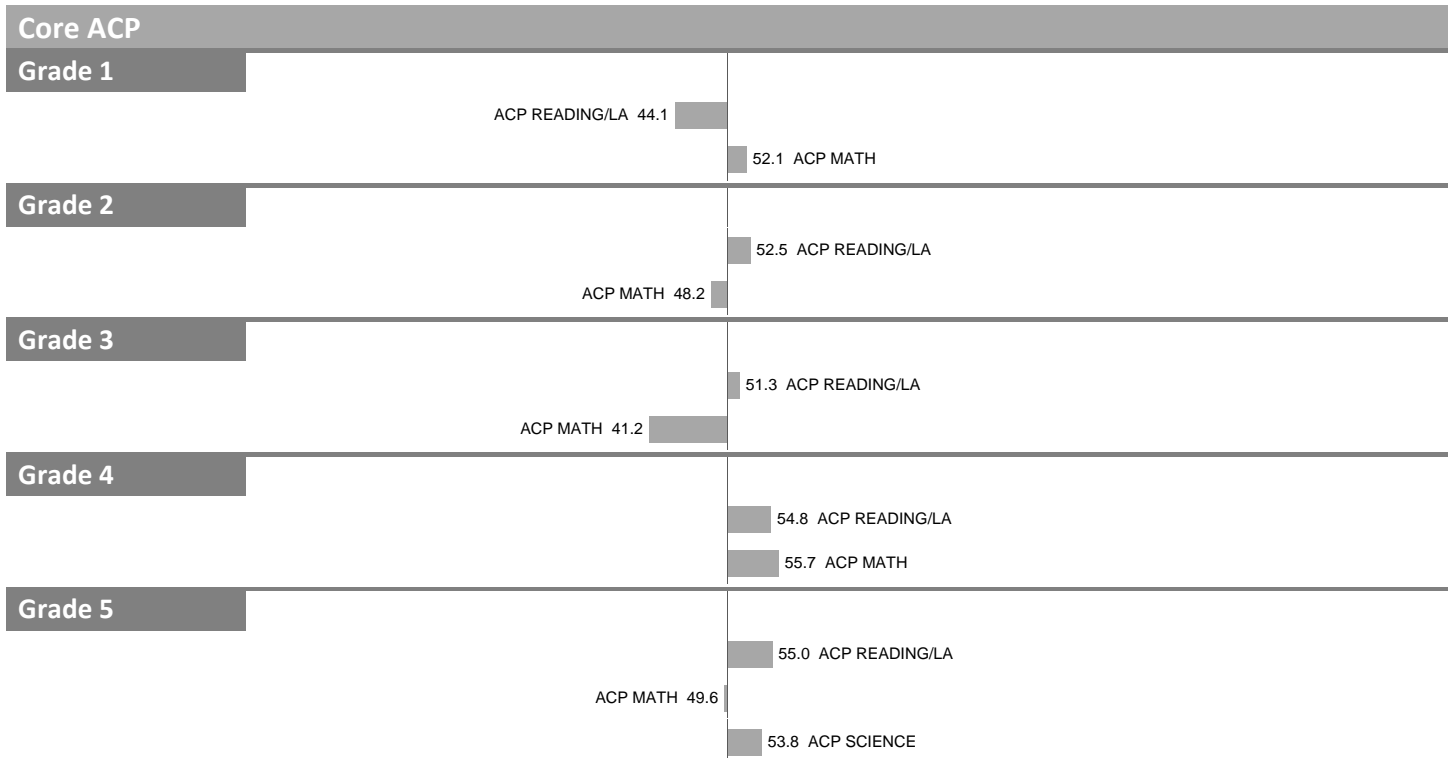
50.2 ACP READING/LA
54.0 ACP MATH
ACP SCIENCE 47.0

NOTES: Component SEIs (e.g. Grade 5 STAAR Reading, PSAT Writing) each have average 50 and standard deviation 10; an “average” component SEI is 40 to 60. Component SEIs are computed only if at least eight test results are available.

Due to the COVID-19 emergency closure, data were available for a limited number of components of the overall SEI. An overall SEI cannot be computed. Statistics provided here are for information only.

2019-20 School Effectiveness Index (SEI) Detail

234—HENRY B. GONZALEZ PERSONALIZED LEARNING ACADEMY



NOTES: Component SEIs (e.g. Grade 5 STAAR Reading, PSAT Writing) each have average 50 and standard deviation 10; an “average” component SEI is 40 to 60. Component SEIs are computed only if at least eight test results are available.

Due to the COVID-19 emergency closure, data were available for a limited number of components of the overall SEI. An overall SEI cannot be computed. Statistics provided here are for information only.

2019-20 School Effectiveness Index (SEI) Detail

235-BIRDIE ALEXANDER ELEMENTARY SCHOOL

Core ACP

Grade 1

63.5 ACP READING/LA

51.1 ACP MATH

Grade 2

ACP READING/LA 39.1

ACP MATH 29.0

Grade 3

ACP READING/LA 48.2

ACP MATH 49.0

Grade 4

66.4 ACP READING/LA

53.8 ACP MATH

Grade 5

ACP READING/LA 49.2

ACP MATH 44.1

ACP SCIENCE 27.6

NOTES: Component SEIs (e.g. Grade 5 STAAR Reading, PSAT Writing) each have average 50 and standard deviation 10; an "average" component SEI is 40 to 60. Component SEIs are computed only if at least eight test results are available.

Due to the COVID-19 emergency closure, data were available for a limited number of components of the overall SEI. An overall SEI cannot be computed. Statistics provided here are for information only.

2019-20 School Effectiveness Index (SEI) Detail

236—NANCY J. COCHRAN ELEMENTARY SCHOOL

Core ACP

Grade 1

ACP READING/LA 40.5
ACP MATH 49.2

Grade 2

ACP READING/LA 40.5
57.6 ACP MATH

Grade 3

52.4 ACP READING/LA
52.8 ACP MATH

Grade 4

ACP READING/LA 37.8
ACP MATH 39.6

Grade 5

51.5 ACP READING/LA
ACP MATH 47.2
ACP SCIENCE 36.3

NOTES: Component SEIs (e.g. Grade 5 STAAR Reading, PSAT Writing) each have average 50 and standard deviation 10; an “average” component SEI is 40 to 60. Component SEIs are computed only if at least eight test results are available.

Due to the COVID-19 emergency closure, data were available for a limited number of components of the overall SEI. An overall SEI cannot be computed. Statistics provided here are for information only.

2019-20 School Effectiveness Index (SEI) Detail

237-JOHN W. RUNYON ELEMENTARY SCHOOL

Core ACP

Grade 1

ACP READING/LA 45.3

ACP MATH 49.0

Grade 2

ACP READING/LA 38.3

62.2 ACP MATH

Grade 3

ACP READING/LA 39.4

ACP MATH 49.3

Grade 4

ACP READING/LA 41.6

65.6 ACP MATH

Grade 5

ACP READING/LA 44.9

ACP MATH 32.7

ACP SCIENCE 36.1

NOTES: Component SEIs (e.g. Grade 5 STAAR Reading, PSAT Writing) each have average 50 and standard deviation 10; an "average" component SEI is 40 to 60. Component SEIs are computed only if at least eight test results are available.

Due to the COVID-19 emergency closure, data were available for a limited number of components of the overall SEI. An overall SEI cannot be computed. Statistics provided here are for information only.

2019-20 School Effectiveness Index (SEI) Detail

239—ARTURO SALAZAR ELEMENTARY SCHOOL

Core ACP

Grade 1

57.9 ACP READING/LA

54.4 ACP MATH

Grade 2

ACP READING/LA 38.1

54.2 ACP MATH

Grade 3

54.2 ACP READING/LA

ACP MATH 41.5

Grade 4

57.8 ACP READING/LA

55.2 ACP MATH

Grade 5

ACP READING/LA 40.5

63.8 ACP MATH

ACP SCIENCE 49.3

NOTES: Component SEIs (e.g. Grade 5 STAAR Reading, PSAT Writing) each have average 50 and standard deviation 10; an "average" component SEI is 40 to 60. Component SEIs are computed only if at least eight test results are available.

Due to the COVID-19 emergency closure, data were available for a limited number of components of the overall SEI. An overall SEI cannot be computed. Statistics provided here are for information only.

2019-20 School Effectiveness Index (SEI) Detail

240—FRANK GUZICK ELEMENTARY SCHOOL

Core ACP

Grade 1

ACP READING/LA 49.2
54.9 ACP MATH

Grade 2

ACP READING/LA 47.9
59.5 ACP MATH

Grade 3

ACP READING/LA 37.9
ACP MATH 26.8

Grade 4

ACP READING/LA 44.2
ACP MATH 36.2

Grade 5

ACP READING/LA 39.9
51.4 ACP MATH
ACP SCIENCE 33.4

NOTES: Component SEIs (e.g. Grade 5 STAAR Reading, PSAT Writing) each have average 50 and standard deviation 10; an “average” component SEI is 40 to 60. Component SEIs are computed only if at least eight test results are available.

Due to the COVID-19 emergency closure, data were available for a limited number of components of the overall SEI. An overall SEI cannot be computed. Statistics provided here are for information only.

2019-20 School Effectiveness Index (SEI) Detail

244-SEAGOVILLE NORTH ELEMENTARY SCHOOL

Core ACP

Grade 1

ACP READING/LA 34.1

ACP MATH 33.4

Grade 2

ACP READING/LA 49.9

ACP MATH 47.0

Grade 3

ACP READING/LA 41.5

ACP MATH 44.1

Grade 4

ACP READING/LA 49.6

ACP MATH 26.7

Grade 5

ACP READING/LA 41.2

51.2 ACP MATH


50.4 ACP SCIENCE

NOTES: Component SEIs (e.g. Grade 5 STAAR Reading, PSAT Writing) each have average 50 and standard deviation 10; an "average" component SEI is 40 to 60. Component SEIs are computed only if at least eight test results are available.

Due to the COVID-19 emergency closure, data were available for a limited number of components of the overall SEI. An overall SEI cannot be computed. Statistics provided here are for information only.

2019-20 School Effectiveness Index (SEI) Detail

247--ADELFA B. CALLEJO ELEMENTARY SCHOOL



NOTES: Component SEIs (e.g. Grade 5 STAAR Reading, PSAT Writing) each have average 50 and standard deviation 10; an "average" component SEI is 40 to 60. Component SEIs are computed only if at least eight test results are available.

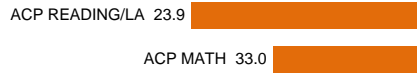
Due to the COVID-19 emergency closure, data were available for a limited number of components of the overall SEI. An overall SEI cannot be computed. Statistics provided here are for information only.

2019-20 School Effectiveness Index (SEI) Detail

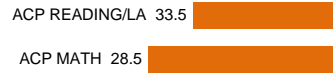
250-WHITNEY M. YOUNG, JR. ELEMENTARY SCHOOL

Core ACP

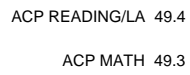
Grade 1



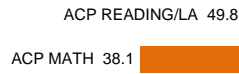
Grade 2



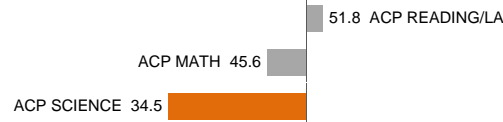
Grade 3



Grade 4



Grade 5



NOTES: Component SEIs (e.g. Grade 5 STAAR Reading, PSAT Writing) each have average 50 and standard deviation 10; an "average" component SEI is 40 to 60. Component SEIs are computed only if at least eight test results are available.

Due to the COVID-19 emergency closure, data were available for a limited number of components of the overall SEI. An overall SEI cannot be computed. Statistics provided here are for information only.

2019-20 School Effectiveness Index (SEI) Detail

260–LORENZO DE ZAVALA ELEMENTARY SCHOOL

Core ACP

Grade 1

ACP READING/LA 41.0

ACP MATH 43.7

Grade 2

ACP READING/LA 40.6

ACP MATH 48.7

Grade 3

ACP READING/LA 49.8

58.0 ACP MATH

Grade 4

ACP READING/LA 38.2

ACP MATH 46.2

Grade 5

ACP READING/LA 43.0

ACP MATH 49.2

ACP SCIENCE 41.7

Grade 6

56.0 ACP READING/LA

ACP SOCIAL STUDIES 39.5

59.0 ACP MATH

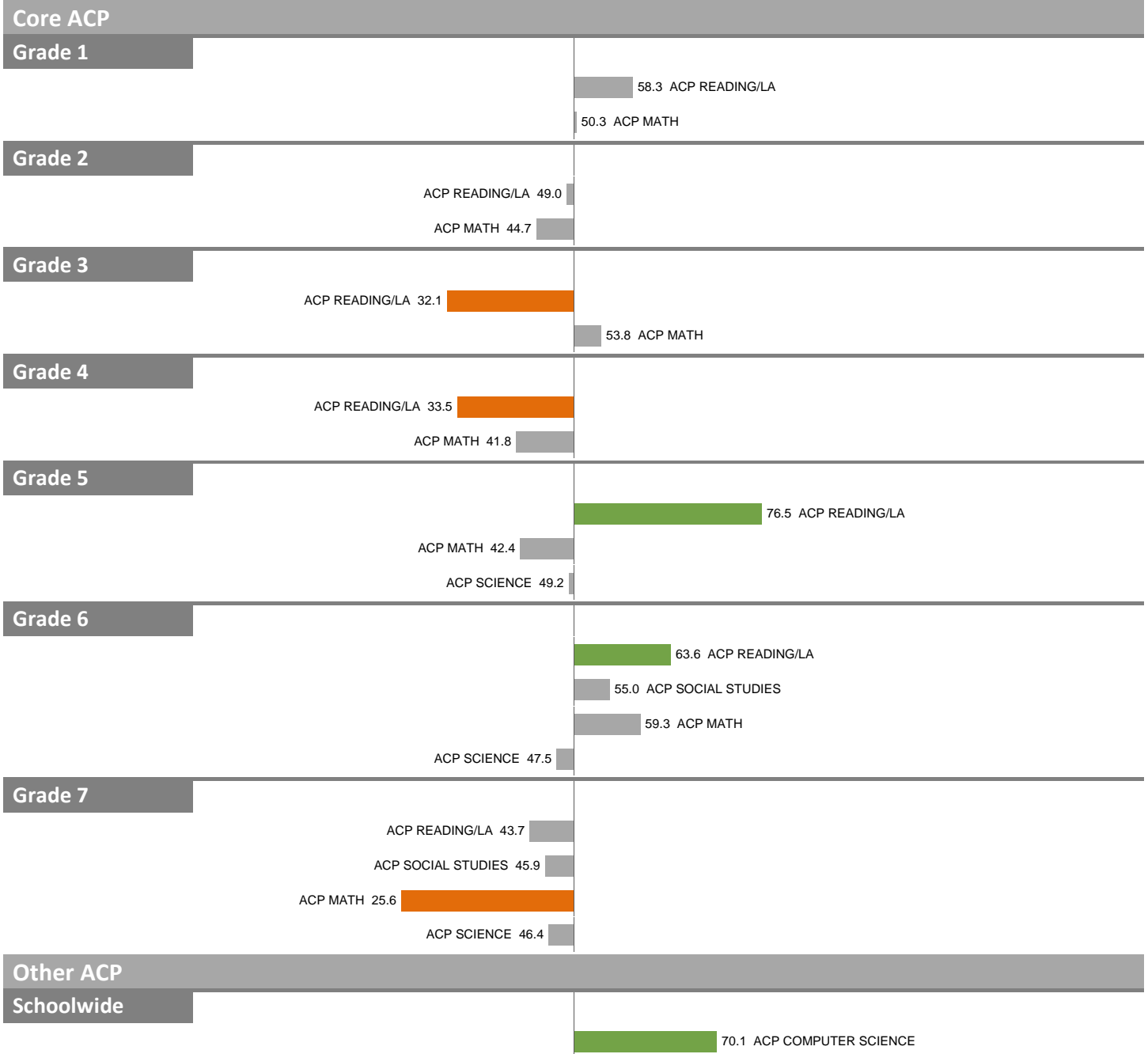
ACP SCIENCE 43.8

NOTES: Component SEIs (e.g. Grade 5 STAAR Reading, PSAT Writing) each have average 50 and standard deviation 10; an "average" component SEI is 40 to 60. Component SEIs are computed only if at least eight test results are available.

Due to the COVID-19 emergency closure, data were available for a limited number of components of the overall SEI. An overall SEI cannot be computed. Statistics provided here are for information only.

2019-20 School Effectiveness Index (SEI) Detail

263--J.P. STARKS ELEMENTARY SCHOOL



NOTES: Component SEIs (e.g. Grade 5 STAAR Reading, PSAT Writing) each have average 50 and standard deviation 10; an "average" component SEI is 40 to 60. Component SEIs are computed only if at least eight test results are available.

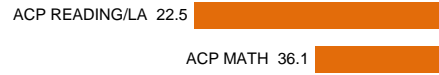
Due to the COVID-19 emergency closure, data were available for a limited number of components of the overall SEI. An overall SEI cannot be computed. Statistics provided here are for information only.

2019-20 School Effectiveness Index (SEI) Detail

264-RONALD E. MCNAIR ELEMENTARY SCHOOL

Core ACP

Grade 1



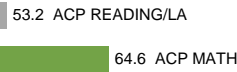
Grade 2



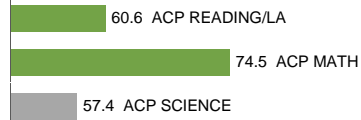
Grade 3



Grade 4



Grade 5



NOTES: Component SEIs (e.g. Grade 5 STAAR Reading, PSAT Writing) each have average 50 and standard deviation 10; an "average" component SEI is 40 to 60. Component SEIs are computed only if at least eight test results are available.

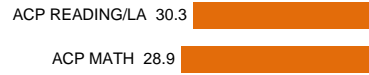
Due to the COVID-19 emergency closure, data were available for a limited number of components of the overall SEI. An overall SEI cannot be computed. Statistics provided here are for information only.

2019-20 School Effectiveness Index (SEI) Detail

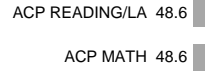
265–ELADIO MARTINEZ LEARNING CENTER

Core ACP

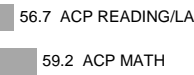
Grade 1



Grade 2



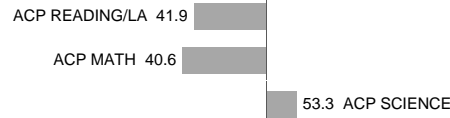
Grade 3



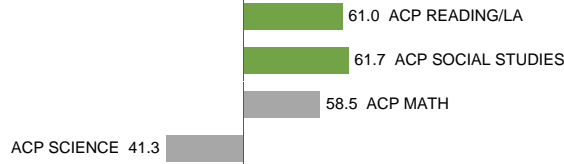
Grade 4



Grade 5



Grade 6



NOTES: Component SEIs (e.g. Grade 5 STAAR Reading, PSAT Writing) each have average 50 and standard deviation 10; an “average” component SEI is 40 to 60. Component SEIs are computed only if at least eight test results are available.

Due to the COVID-19 emergency closure, data were available for a limited number of components of the overall SEI. An overall SEI cannot be computed. Statistics provided here are for information only.

2019-20 School Effectiveness Index (SEI) Detail

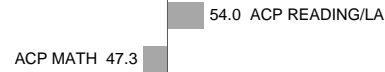
266—FREDERICK DOUGLASS ELEMENTARY SCHOOL

Core ACP

Grade 1



Grade 2



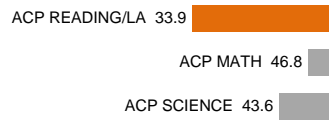
Grade 3



Grade 4



Grade 5



NOTES: Component SEIs (e.g. Grade 5 STAAR Reading, PSAT Writing) each have average 50 and standard deviation 10; an "average" component SEI is 40 to 60. Component SEIs are computed only if at least eight test results are available.

Due to the COVID-19 emergency closure, data were available for a limited number of components of the overall SEI. An overall SEI cannot be computed. Statistics provided here are for information only.

2019-20 School Effectiveness Index (SEI) Detail

271–JULIAN T. SALDIVAR ELEMENTARY SCHOOL

Core ACP

Grade 1

58.0 ACP READING/LA

64.8 ACP MATH

Grade 2

ACP READING/LA 38.7

ACP MATH 48.8

Grade 3

ACP READING/LA 38.8

ACP MATH 38.7

Grade 4

ACP READING/LA 48.2

53.7 ACP MATH

Grade 5

ACP READING/LA 46.2

57.1 ACP MATH

ACP SCIENCE 31.4

NOTES: Component SEIs (e.g. Grade 5 STAAR Reading, PSAT Writing) each have average 50 and standard deviation 10; an “average” component SEI is 40 to 60. Component SEIs are computed only if at least eight test results are available.

Due to the COVID-19 emergency closure, data were available for a limited number of components of the overall SEI. An overall SEI cannot be computed. Statistics provided here are for information only.

2019-20 School Effectiveness Index (SEI) Detail

272–MARIA MORENO ELEMENTARY SCHOOL

Core ACP

Grade 1

64.1 ACP READING/LA

71.3 ACP MATH

Grade 2

59.4 ACP READING/LA

ACP MATH 49.7

Grade 3

79.9 ACP READING/LA

79.3 ACP MATH

Grade 4

ACP READING/LA 44.0

54.3 ACP MATH

Grade 5

63.3 ACP READING/LA

ACP MATH 49.3

52.2 ACP SCIENCE

NOTES: Component SEIs (e.g. Grade 5 STAAR Reading, PSAT Writing) each have average 50 and standard deviation 10; an “average” component SEI is 40 to 60. Component SEIs are computed only if at least eight test results are available.

Due to the COVID-19 emergency closure, data were available for a limited number of components of the overall SEI. An overall SEI cannot be computed. Statistics provided here are for information only.

2019-20 School Effectiveness Index (SEI) Detail

273-PLEASANT GROVE ELEMENTARY SCHOOL

Core ACP

Grade 1

ACP READING/LA 44.1

ACP MATH 40.0

Grade 2

ACP READING/LA 38.5

62.4 ACP MATH

Grade 3

50.9 ACP READING/LA

62.9 ACP MATH

Grade 4

ACP READING/LA 40.6

ACP MATH 49.0

Grade 5

53.2 ACP READING/LA

66.6 ACP MATH


59.2 ACP SCIENCE

NOTES: Component SEIs (e.g. Grade 5 STAAR Reading, PSAT Writing) each have average 50 and standard deviation 10; an "average" component SEI is 40 to 60. Component SEIs are computed only if at least eight test results are available.

Due to the COVID-19 emergency closure, data were available for a limited number of components of the overall SEI. An overall SEI cannot be computed. Statistics provided here are for information only.

2019-20 School Effectiveness Index (SEI) Detail

274–MARY MCLEOD BETHUNE ELEMENTARY SCHOOL



NOTES: Component SEIs (e.g. Grade 5 STAAR Reading, PSAT Writing) each have average 50 and standard deviation 10; an “average” component SEI is 40 to 60. Component SEIs are computed only if at least eight test results are available.

Due to the COVID-19 emergency closure, data were available for a limited number of components of the overall SEI. An overall SEI cannot be computed. Statistics provided here are for information only.

2019-20 School Effectiveness Index (SEI) Detail

275–LOUISE WOLFF KAHN ELEMENTARY SCHOOL

Core ACP

Grade 1

64.5 ACP READING/LA

67.0 ACP MATH

Grade 2

ACP READING/LA 41.3

51.3 ACP MATH

Grade 3

62.4 ACP READING/LA

58.4 ACP MATH

Grade 4

ACP READING/LA 47.4

61.8 ACP MATH

Grade 5

ACP READING/LA 41.9

ACP MATH 47.6

53.2 ACP SCIENCE

Grade 6

51.2 ACP READING/LA

ACP SOCIAL STUDIES 41.2

ACP MATH 49.2


ACP SCIENCE 26.9

NOTES: Component SEIs (e.g. Grade 5 STAAR Reading, PSAT Writing) each have average 50 and standard deviation 10; an “average” component SEI is 40 to 60. Component SEIs are computed only if at least eight test results are available.

Due to the COVID-19 emergency closure, data were available for a limited number of components of the overall SEI. An overall SEI cannot be computed. Statistics provided here are for information only.

2019-20 School Effectiveness Index (SEI) Detail

276—GILBERT CUELLAR, SR. ELEMENTARY SCHOOL



NOTES: Component SEIs (e.g. Grade 5 STAAR Reading, PSAT Writing) each have average 50 and standard deviation 10; an “average” component SEI is 40 to 60. Component SEIs are computed only if at least eight test results are available.

Due to the COVID-19 emergency closure, data were available for a limited number of components of the overall SEI. An overall SEI cannot be computed. Statistics provided here are for information only.

2019-20 School Effectiveness Index (SEI) Detail

277–THOMAS TOLBERT ELEMENTARY SCHOOL

Core ACP

Grade 1

ACP READING/LA 33.8

ACP MATH 44.3

Grade 2

57.3 ACP READING/LA

56.0 ACP MATH

Grade 3

ACP READING/LA 48.8

60.4 ACP MATH

Grade 4

ACP READING/LA 42.4

51.8 ACP MATH

Grade 5

54.3 ACP READING/LA

51.5 ACP MATH


ACP SCIENCE 45.8

NOTES: Component SEIs (e.g. Grade 5 STAAR Reading, PSAT Writing) each have average 50 and standard deviation 10; an “average” component SEI is 40 to 60. Component SEIs are computed only if at least eight test results are available.

Due to the COVID-19 emergency closure, data were available for a limited number of components of the overall SEI. An overall SEI cannot be computed. Statistics provided here are for information only.

2019-20 School Effectiveness Index (SEI) Detail

278–LEONIDES GONZALEZ CIGARROA, M.D. ELEMENTARY SCHOOL



NOTES: Component SEIs (e.g. Grade 5 STAAR Reading, PSAT Writing) each have average 50 and standard deviation 10; an “average” component SEI is 40 to 60. Component SEIs are computed only if at least eight test results are available.

Due to the COVID-19 emergency closure, data were available for a limited number of components of the overall SEI. An overall SEI cannot be computed. Statistics provided here are for information only.

2019-20 School Effectiveness Index (SEI) Detail

279—JERRY R. JUNKINS ELEMENTARY SCHOOL

Core ACP

Grade 1

54.4 ACP READING/LA

56.2 ACP MATH

Grade 2

55.7 ACP READING/LA

51.6 ACP MATH

Grade 3

55.0 ACP READING/LA

65.2 ACP MATH

Grade 4

ACP READING/LA 45.3

51.8 ACP MATH

Grade 5

56.5 ACP READING/LA

52.7 ACP MATH

55.4 ACP SCIENCE

NOTES: Component SEIs (e.g. Grade 5 STAAR Reading, PSAT Writing) each have average 50 and standard deviation 10; an “average” component SEI is 40 to 60. Component SEIs are computed only if at least eight test results are available.

Due to the COVID-19 emergency closure, data were available for a limited number of components of the overall SEI. An overall SEI cannot be computed. Statistics provided here are for information only.

2019-20 School Effectiveness Index (SEI) Detail

280--ANNE FRANK ELEMENTARY SCHOOL

Core ACP

Grade 1

58.9 ACP READING/LA
ACP MATH 46.8

Grade 2

55.6 ACP READING/LA
ACP MATH 45.5

Grade 3

ACP READING/LA 44.7
52.3 ACP MATH

Grade 4

ACP READING/LA 49.8
57.8 ACP MATH

Grade 5


57.3 ACP READING/LA
ACP MATH 44.6
57.1 ACP SCIENCE

NOTES: Component SEIs (e.g. Grade 5 STAAR Reading, PSAT Writing) each have average 50 and standard deviation 10; an "average" component SEI is 40 to 60. Component SEIs are computed only if at least eight test results are available.

Due to the COVID-19 emergency closure, data were available for a limited number of components of the overall SEI. An overall SEI cannot be computed. Statistics provided here are for information only.

2019-20 School Effectiveness Index (SEI) Detail

281—CESAR CHAVEZ ELEMENTARY SCHOOL

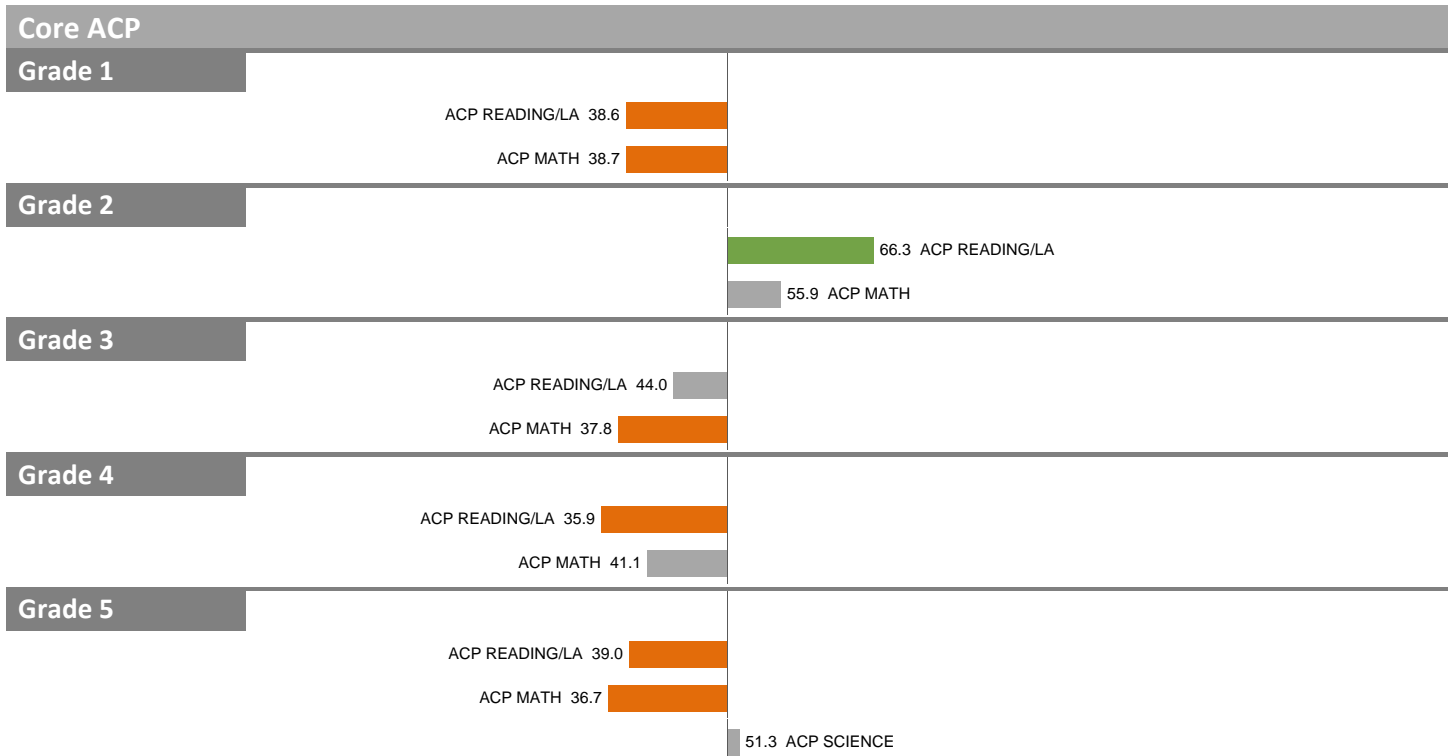


NOTES: Component SEIs (e.g. Grade 5 STAAR Reading, PSAT Writing) each have average 50 and standard deviation 10; an “average” component SEI is 40 to 60. Component SEIs are computed only if at least eight test results are available.

Due to the COVID-19 emergency closure, data were available for a limited number of components of the overall SEI. An overall SEI cannot be computed. Statistics provided here are for information only.

2019-20 School Effectiveness Index (SEI) Detail

283-ESPERANZA "HOPE" MEDRANO ELEMENTARY SCHOOL



NOTES: Component SEIs (e.g. Grade 5 STAAR Reading, PSAT Writing) each have average 50 and standard deviation 10; an "average" component SEI is 40 to 60. Component SEIs are computed only if at least eight test results are available.

Due to the COVID-19 emergency closure, data were available for a limited number of components of the overall SEI. An overall SEI cannot be computed. Statistics provided here are for information only.

2019-20 School Effectiveness Index (SEI) Detail

284-HIGHLAND MEADOWS ELEMENTARY SCHOOL

Core ACP

Grade 1

ACP READING/LA 41.0

ACP MATH 33.7

Grade 2

ACP READING/LA 43.7

ACP MATH 40.4

Grade 3

ACP READING/LA 37.9

ACP MATH 39.8

Grade 4

ACP READING/LA 47.4

ACP MATH 35.6

Grade 5

ACP READING/LA 31.4

ACP MATH 41.0

ACP SCIENCE 37.2

NOTES: Component SEIs (e.g. Grade 5 STAAR Reading, PSAT Writing) each have average 50 and standard deviation 10; an "average" component SEI is 40 to 60. Component SEIs are computed only if at least eight test results are available.

Due to the COVID-19 emergency closure, data were available for a limited number of components of the overall SEI. An overall SEI cannot be computed. Statistics provided here are for information only.

2019-20 School Effectiveness Index (SEI) Detail

285–N.W. HARLLEE EARLY CHILDHOOD CENTER

Core ACP

Grade 1

57.4 ACP READING/LA

62.5 ACP MATH

Grade 2

ACP READING/LA 43.8

ACP MATH 40.1

NOTES: Component SEIs (e.g. Grade 5 STAAR Reading, PSAT Writing) each have average 50 and standard deviation 10; an “average” component SEI is 40 to 60. Component SEIs are computed only if at least eight test results are available.

Due to the COVID-19 emergency closure, data were available for a limited number of components of the overall SEI. An overall SEI cannot be computed. Statistics provided here are for information only.

2019-20 School Effectiveness Index (SEI) Detail

286-LEE A. MCSHAN, JR. ELEMENTARY SCHOOL

Core ACP

Grade 1

65.7 ACP READING/LA

69.5 ACP MATH

Grade 2

58.7 ACP READING/LA

59.2 ACP MATH

Grade 3

ACP READING/LA 49.8

60.1 ACP MATH

Grade 4

58.4 ACP READING/LA

ACP MATH 49.5

Grade 5

ACP READING/LA 35.1

ACP MATH 45.2

ACP SCIENCE 38.5

NOTES: Component SEIs (e.g. Grade 5 STAAR Reading, PSAT Writing) each have average 50 and standard deviation 10; an "average" component SEI is 40 to 60. Component SEIs are computed only if at least eight test results are available.

Due to the COVID-19 emergency closure, data were available for a limited number of components of the overall SEI. An overall SEI cannot be computed. Statistics provided here are for information only.

2019-20 School Effectiveness Index (SEI) Detail

287-CELESTINO MAURICIO SOTO, JR. ELEMENTARY SCHOOL

Core ACP

Grade 1

54.6 ACP READING/LA
50.6 ACP MATH

Grade 2

71.3 ACP READING/LA
57.0 ACP MATH

Grade 3

75.1 ACP READING/LA
53.1 ACP MATH

Grade 4

ACP READING/LA 45.0
ACP MATH 39.9

Grade 5

ACP READING/LA 38.9
ACP MATH 40.3
ACP SCIENCE 44.0

NOTES: Component SEIs (e.g. Grade 5 STAAR Reading, PSAT Writing) each have average 50 and standard deviation 10; an "average" component SEI is 40 to 60. Component SEIs are computed only if at least eight test results are available.

Due to the COVID-19 emergency closure, data were available for a limited number of components of the overall SEI. An overall SEI cannot be computed. Statistics provided here are for information only.

2019-20 School Effectiveness Index (SEI) Detail

289—FELIX G. BOTELLO ELEMENTARY SCHOOL

Core ACP

Grade 1

ACP READING/LA 46.8

51.0 ACP MATH

Grade 2

53.8 ACP READING/LA

63.7 ACP MATH

Grade 3

55.4 ACP READING/LA

63.5 ACP MATH

Grade 4

ACP READING/LA 48.6

51.0 ACP MATH

Grade 5

55.6 ACP READING/LA

ACP MATH 49.2

ACP SCIENCE 44.9

NOTES: Component SEIs (e.g. Grade 5 STAAR Reading, PSAT Writing) each have average 50 and standard deviation 10; an “average” component SEI is 40 to 60. Component SEIs are computed only if at least eight test results are available.

Due to the COVID-19 emergency closure, data were available for a limited number of components of the overall SEI. An overall SEI cannot be computed. Statistics provided here are for information only.

2019-20 School Effectiveness Index (SEI) Detail

301-WILMER-HUTCHINS ELEMENTARY SCHOOL

Core ACP

Grade 1

ACP READING/LA 40.1

ACP MATH 35.7

Grade 2

ACP READING/LA 30.6

ACP MATH 41.9

Grade 3

ACP READING/LA 31.4

ACP MATH 30.1

Grade 4

ACP READING/LA 28.5

ACP MATH 40.9

Grade 5

ACP READING/LA 32.6

ACP MATH 42.1

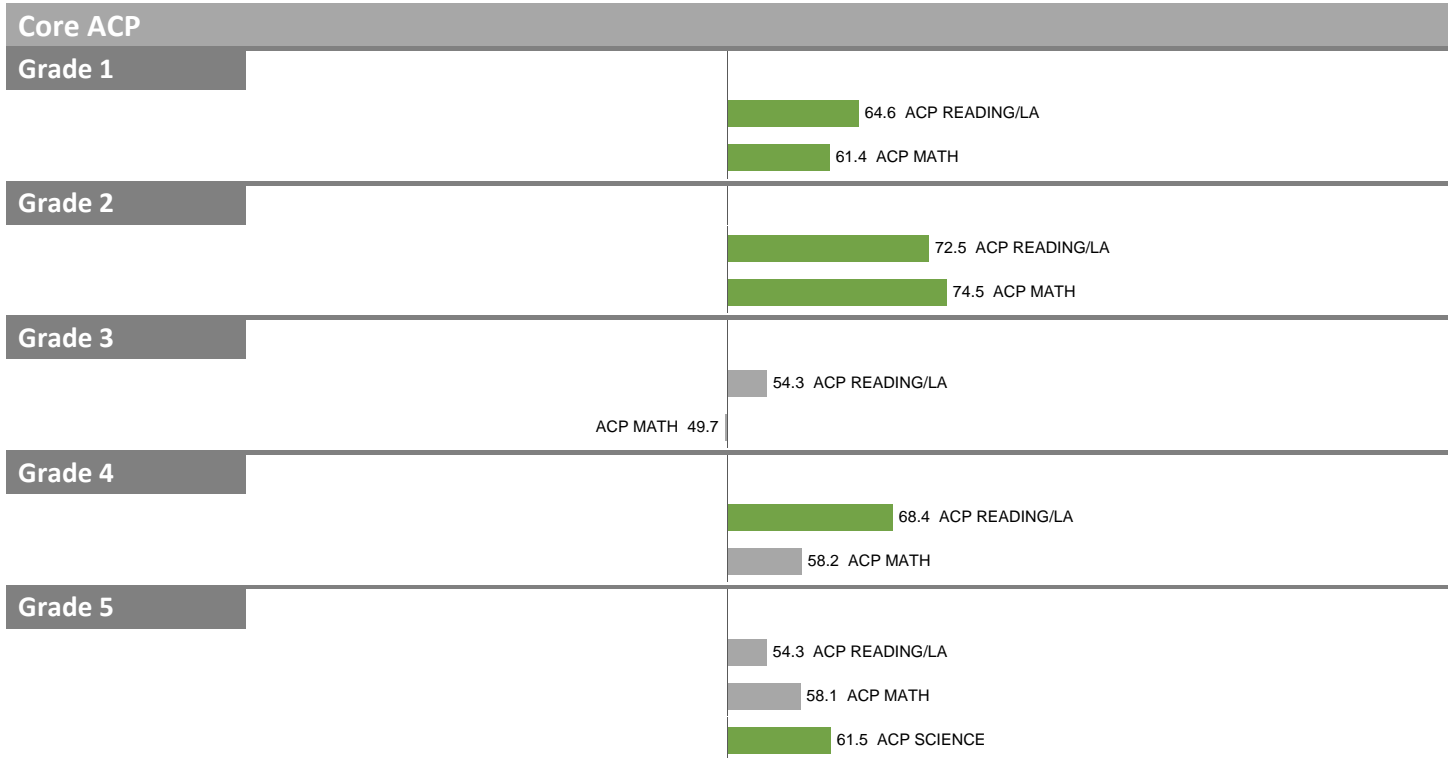
52.9 ACP SCIENCE

NOTES: Component SEIs (e.g. Grade 5 STAAR Reading, PSAT Writing) each have average 50 and standard deviation 10; an "average" component SEI is 40 to 60. Component SEIs are computed only if at least eight test results are available.

Due to the COVID-19 emergency closure, data were available for a limited number of components of the overall SEI. An overall SEI cannot be computed. Statistics provided here are for information only.

2019-20 School Effectiveness Index (SEI) Detail

303–THELMA E. PAGE RICHARDSON ELEMENTARY SCHOOL



NOTES: Component SEIs (e.g. Grade 5 STAAR Reading, PSAT Writing) each have average 50 and standard deviation 10; an “average” component SEI is 40 to 60. Component SEIs are computed only if at least eight test results are available.

Due to the COVID-19 emergency closure, data were available for a limited number of components of the overall SEI. An overall SEI cannot be computed. Statistics provided here are for information only.

2019-20 School Effectiveness Index (SEI) Detail

304—GEORGE H.W. BUSH ELEMENTARY SCHOOL

Core ACP

Grade 1

67.7 ACP READING/LA

69.1 ACP MATH

Grade 2

ACP READING/LA 46.1

ACP MATH 41.8

Grade 3

ACP READING/LA 46.1

52.8 ACP MATH

Grade 4

59.0 ACP READING/LA

ACP MATH 44.5

Grade 5

ACP READING/LA 44.8

ACP MATH 48.0


ACP SCIENCE 47.5

NOTES: Component SEIs (e.g. Grade 5 STAAR Reading, PSAT Writing) each have average 50 and standard deviation 10; an "average" component SEI is 40 to 60. Component SEIs are computed only if at least eight test results are available.

Due to the COVID-19 emergency closure, data were available for a limited number of components of the overall SEI. An overall SEI cannot be computed. Statistics provided here are for information only.

2019-20 School Effectiveness Index (SEI) Detail

305-EBBY HALLIDAY ELEMENTARY SCHOOL



NOTES: Component SEIs (e.g. Grade 5 STAAR Reading, PSAT Writing) each have average 50 and standard deviation 10; an "average" component SEI is 40 to 60. Component SEIs are computed only if at least eight test results are available.