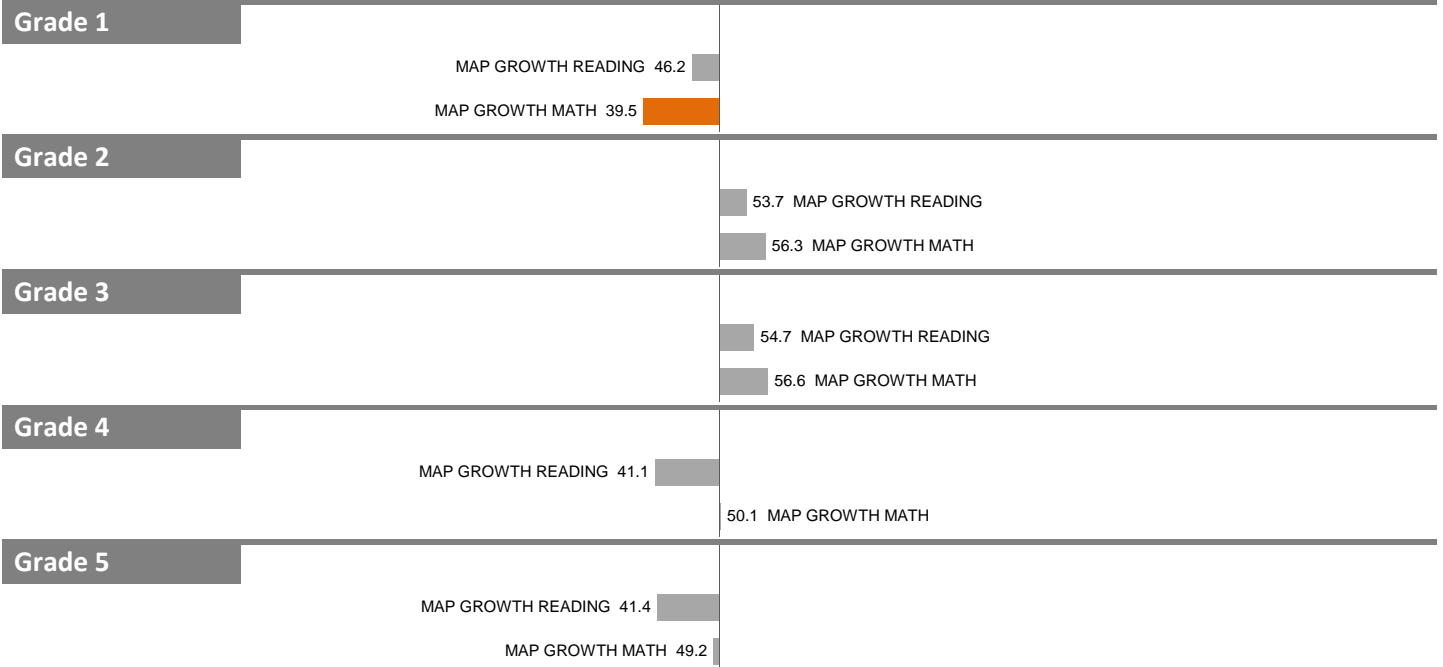


2023-24 School Effectiveness Index (SEI) Detail


101-JOHN Q. ADAMS ELEMENTARY SCHOOL

Overall SEI: 46.8

MAP Growth



STAAR



NOTES: "Overall SEI" has average 50 and standard deviation 5; an "average" overall SEI is 45 to 55. Component SEIs (e.g. Grade 5 STAAR Reading, PSAT Math) each have average 50 and standard deviation 10; an "average" component SEI is 40 to 60. Component SEIs are computed only if at least eight test results are available.

2023-24 School Effectiveness Index (SEI) Detail

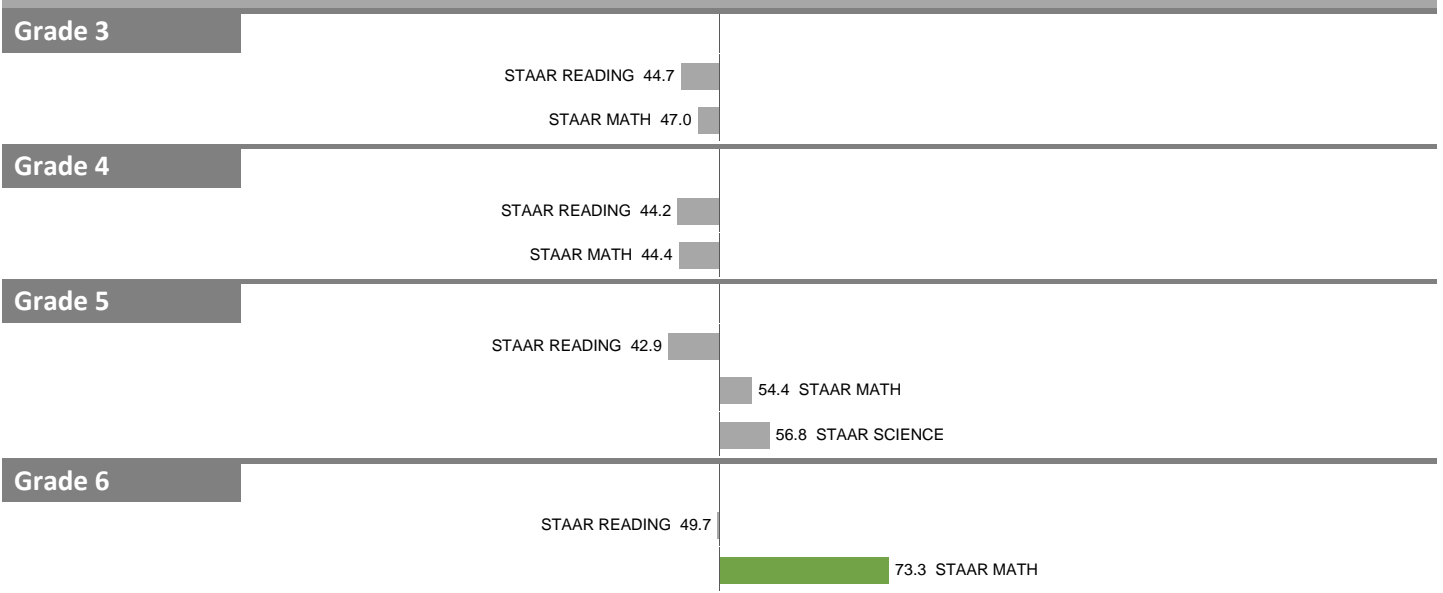
103—GABE P. ALLEN NEW TECH ACADEMY

Overall SEI: 48.2


MAP Growth



STAAR



Core ACP




NOTES: "Overall SEI" has average 50 and standard deviation 5; an "average" overall SEI is 45 to 55. Component SEIs (e.g. Grade 5 STAAR Reading, PSAT Math) each have average 50 and standard deviation 10; an "average" component SEI is 40 to 60. Component SEIs are computed only if at least eight test results are available.

2023-24 School Effectiveness Index (SEI) Detail

104-WILLIAM M. ANDERSON ELEMENTARY SCHOOL

Overall SEI: 52.9

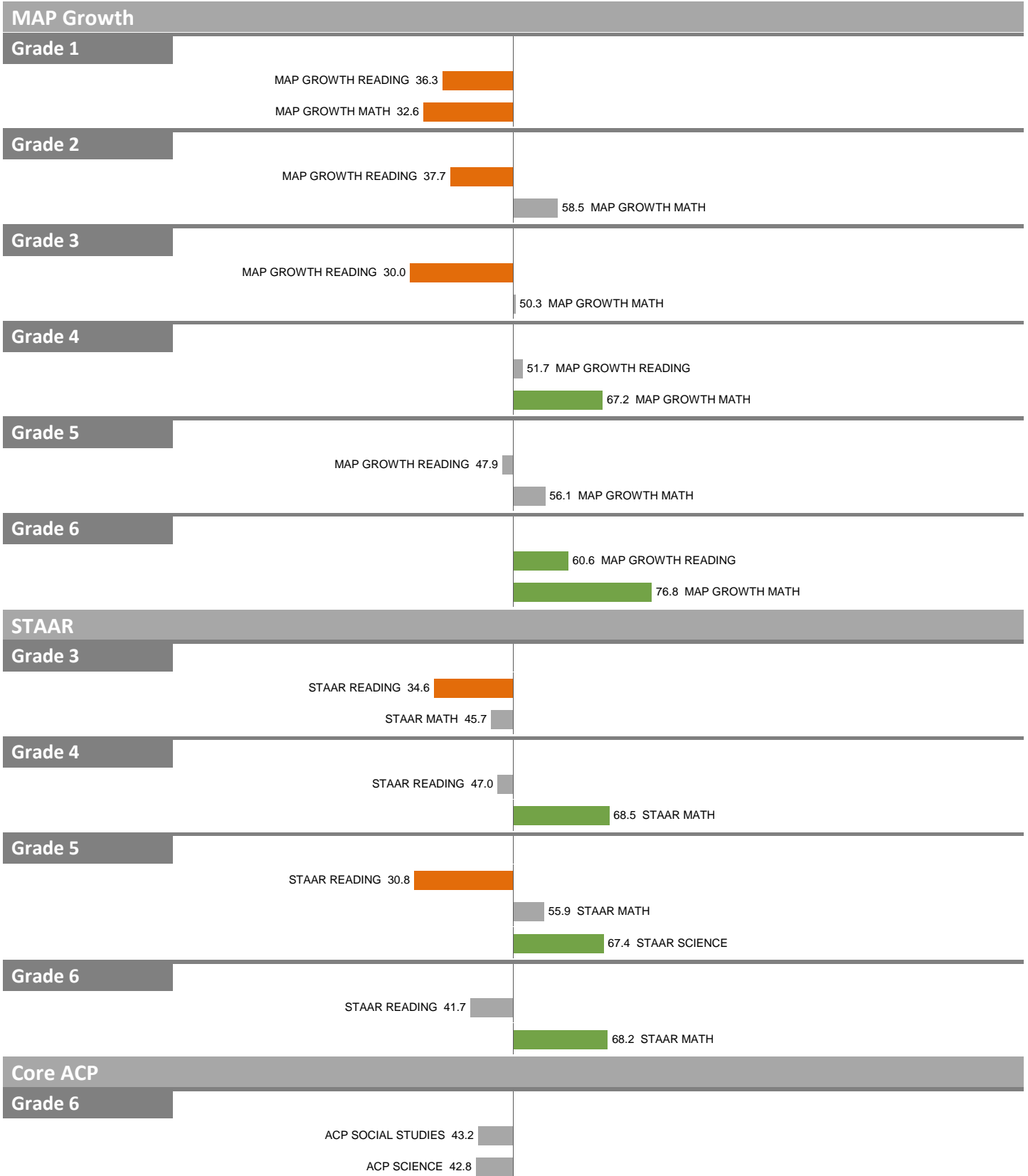


NOTES: "Overall SEI" has average 50 and standard deviation 5; an "average" overall SEI is 45 to 55. Component SEIs (e.g. Grade 5 STAAR Reading, PSAT Math) each have average 50 and standard deviation 10; an "average" component SEI is 40 to 60. Component SEIs are computed only if at least eight test results are available.

2023-24 School Effectiveness Index (SEI) Detail

105-ARCADIA PARK ELEMENTARY SCHOOL

Overall SEI: 49.1



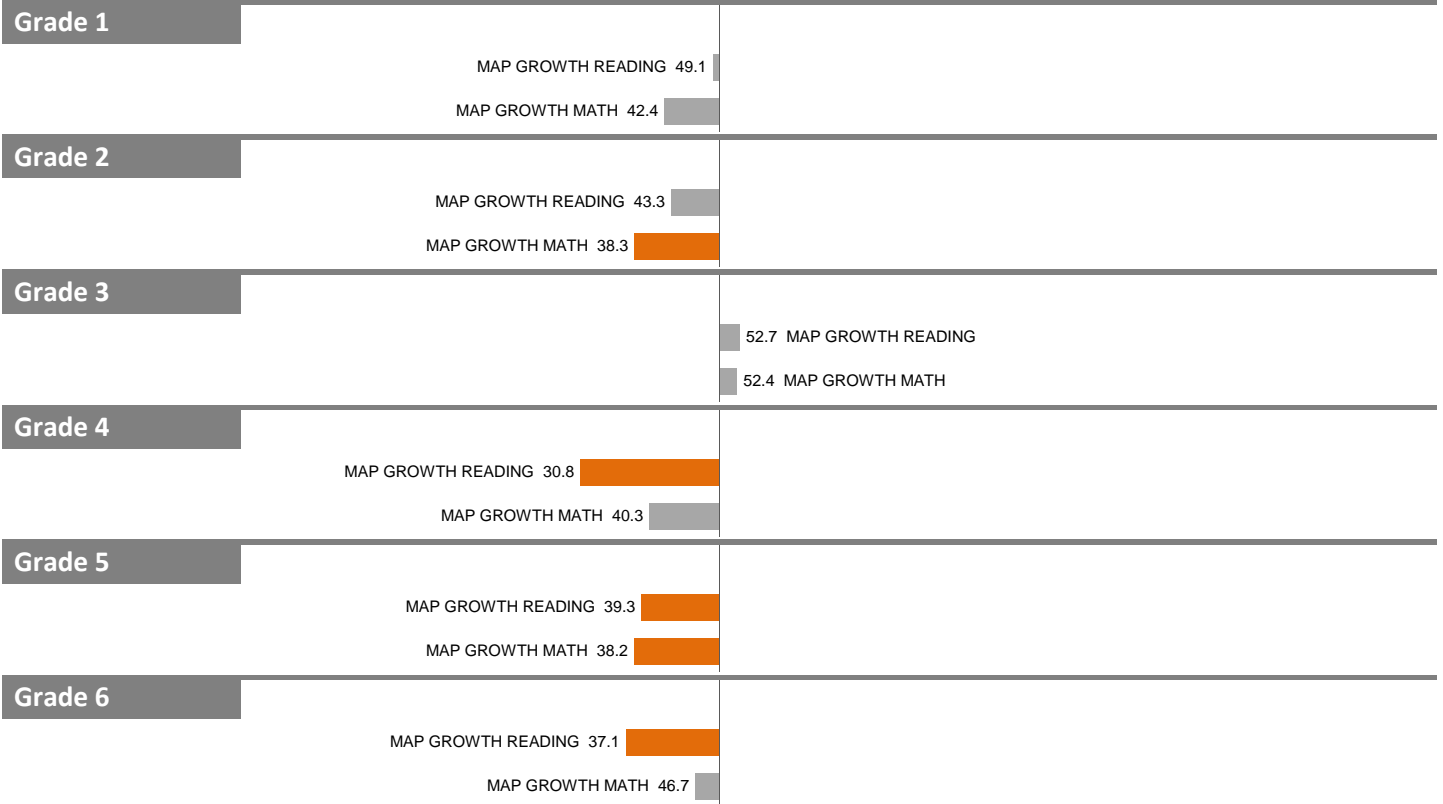
NOTES: "Overall SEI" has average 50 and standard deviation 5; an "average" overall SEI is 45 to 55. Component SEIs (e.g. Grade 5 STAAR Reading, PSAT Math) each have average 50 and standard deviation 10; an "average" component SEI is 40 to 60. Component SEIs are computed only if at least eight test results are available.

2023-24 School Effectiveness Index (SEI) Detail

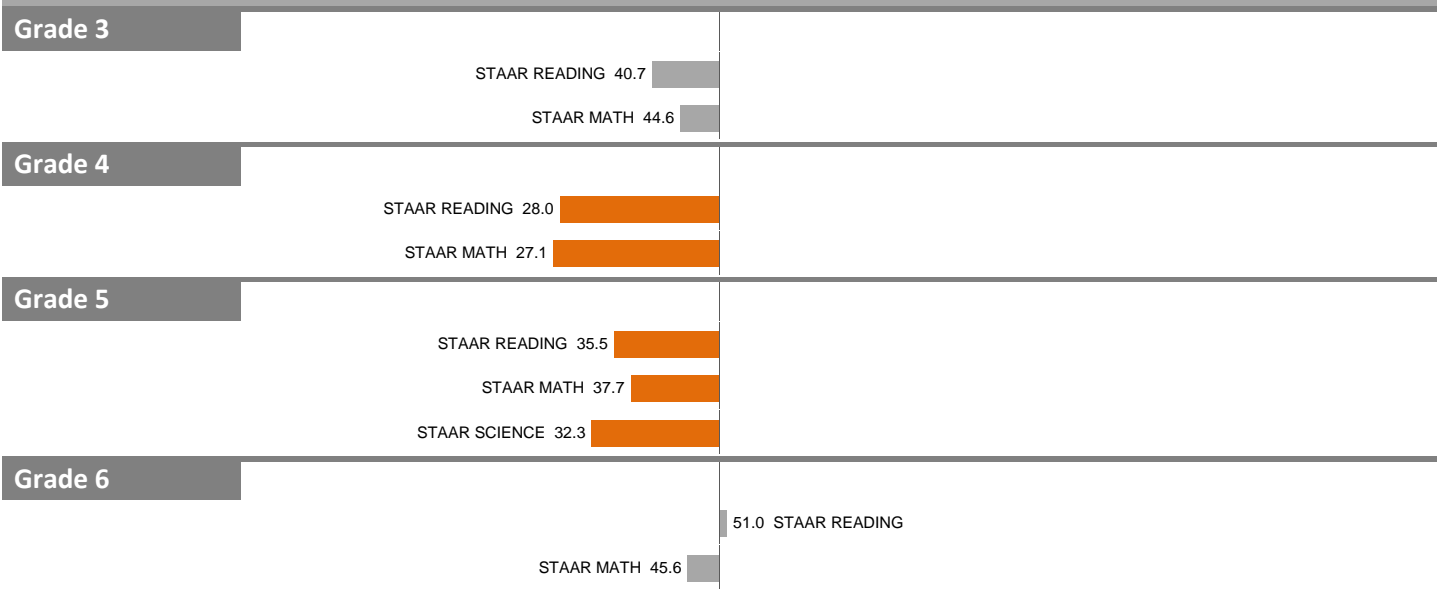
107-JOSE "JOE" MAY ELEMENTARY SCHOOL

Overall SEI: 39.9

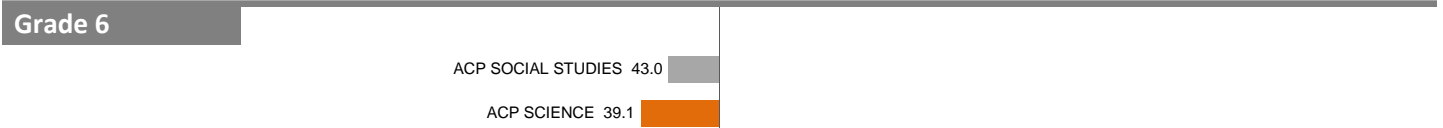
MAP Growth



STAAR



Core ACP



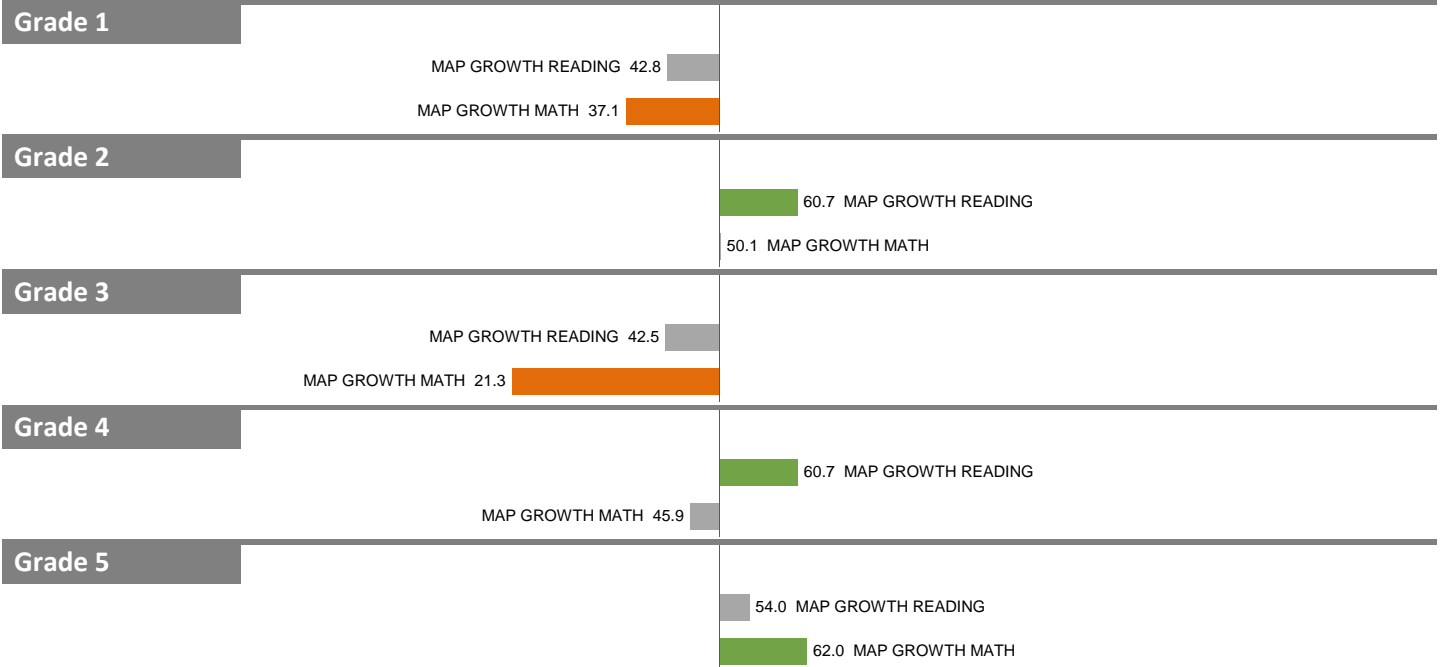
NOTES: "Overall SEI" has average 50 and standard deviation 5; an "average" overall SEI is 45 to 55. Component SEIs (e.g. Grade 5 STAAR Reading, PSAT Math) each have average 50 and standard deviation 10; an "average" component SEI is 40 to 60. Component SEIs are computed only if at least eight test results are available.

2023-24 School Effectiveness Index (SEI) Detail

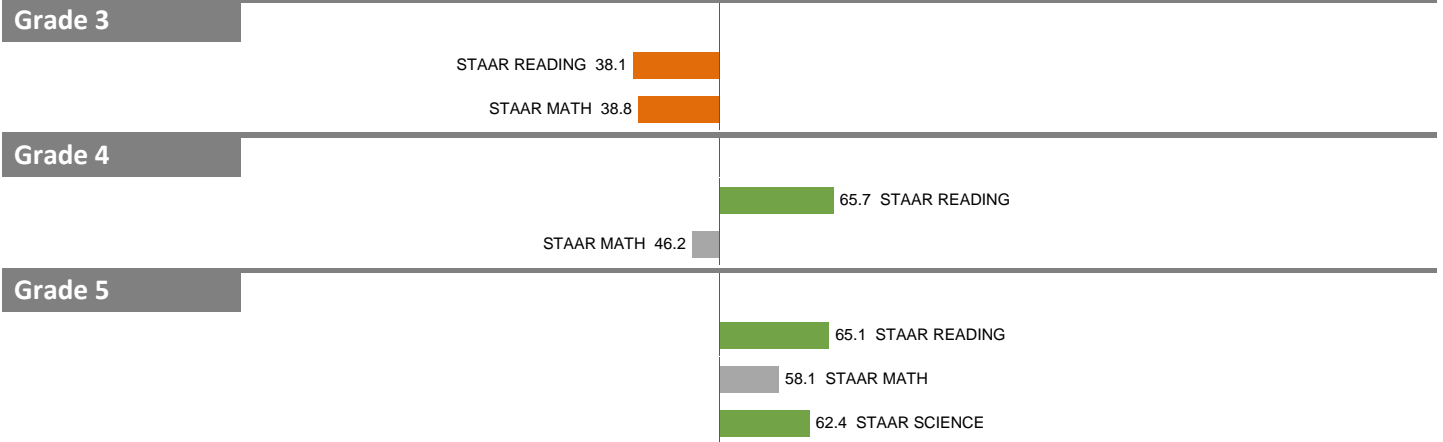
108-BAYLES ELEMENTARY SCHOOL

Overall SEI: 50.7

MAP Growth



STAAR



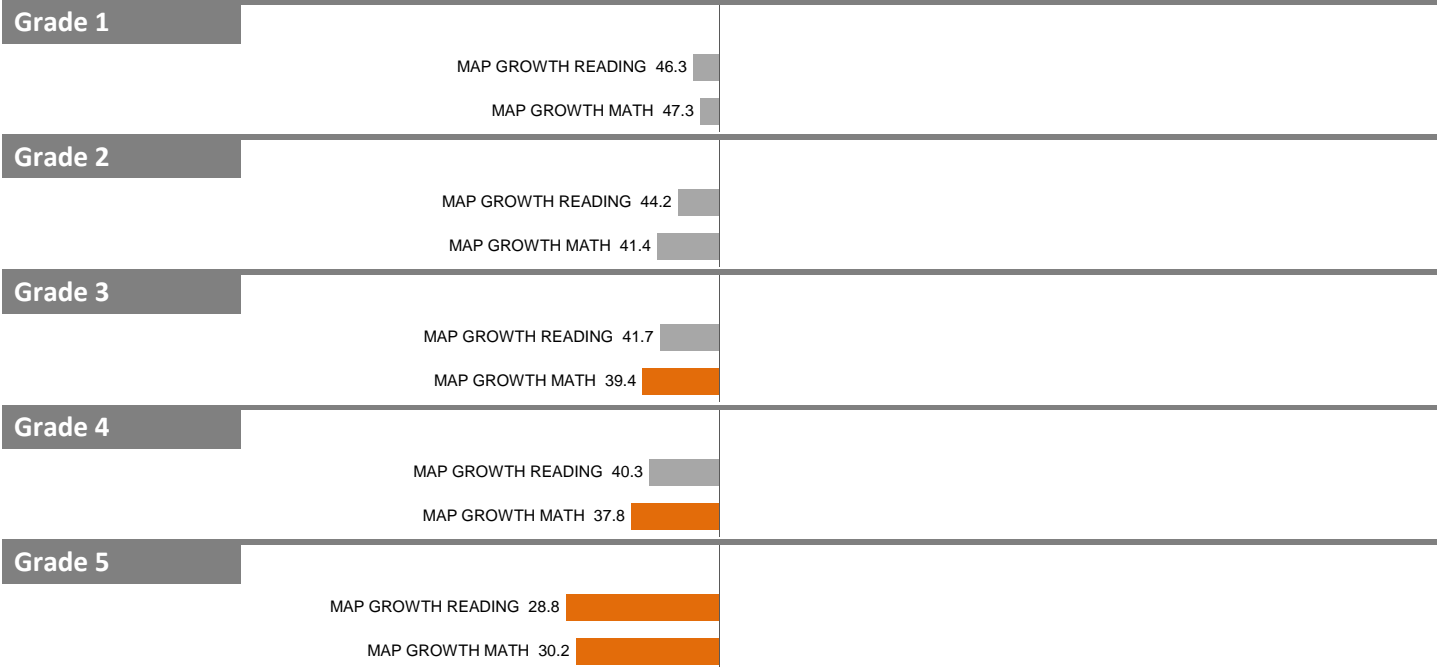
NOTES: "Overall SEI" has average 50 and standard deviation 5; an "average" overall SEI is 45 to 55. Component SEIs (e.g. Grade 5 STAAR Reading, PSAT Math) each have average 50 and standard deviation 10; an "average" component SEI is 40 to 60. Component SEIs are computed only if at least eight test results are available.

2023-24 School Effectiveness Index (SEI) Detail

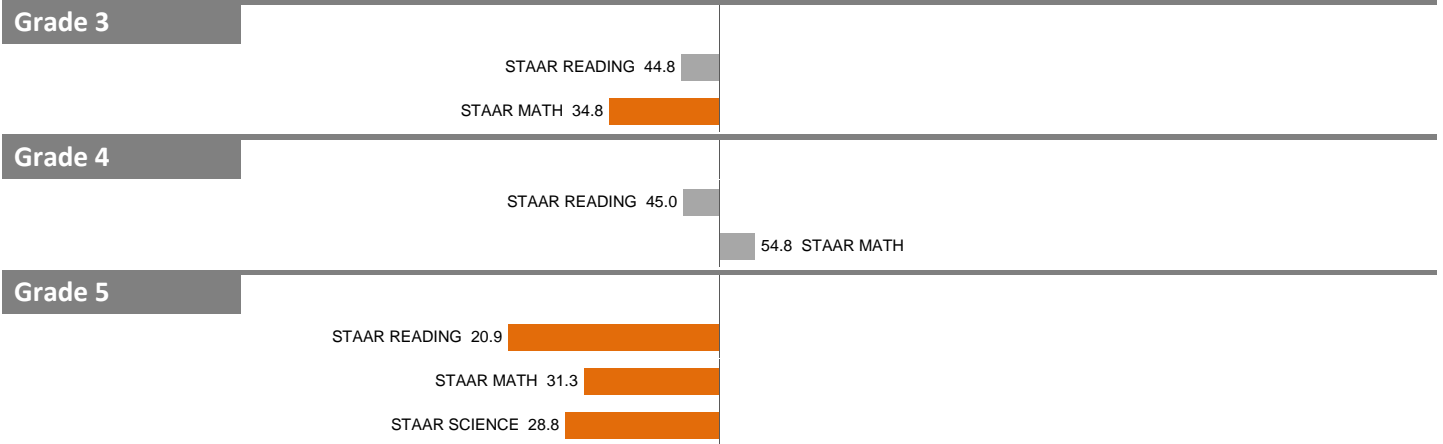
109–WILLIAM A. BLAIR ELEMENTARY SCHOOL

Overall SEI: 38.7

MAP Growth



STAAR

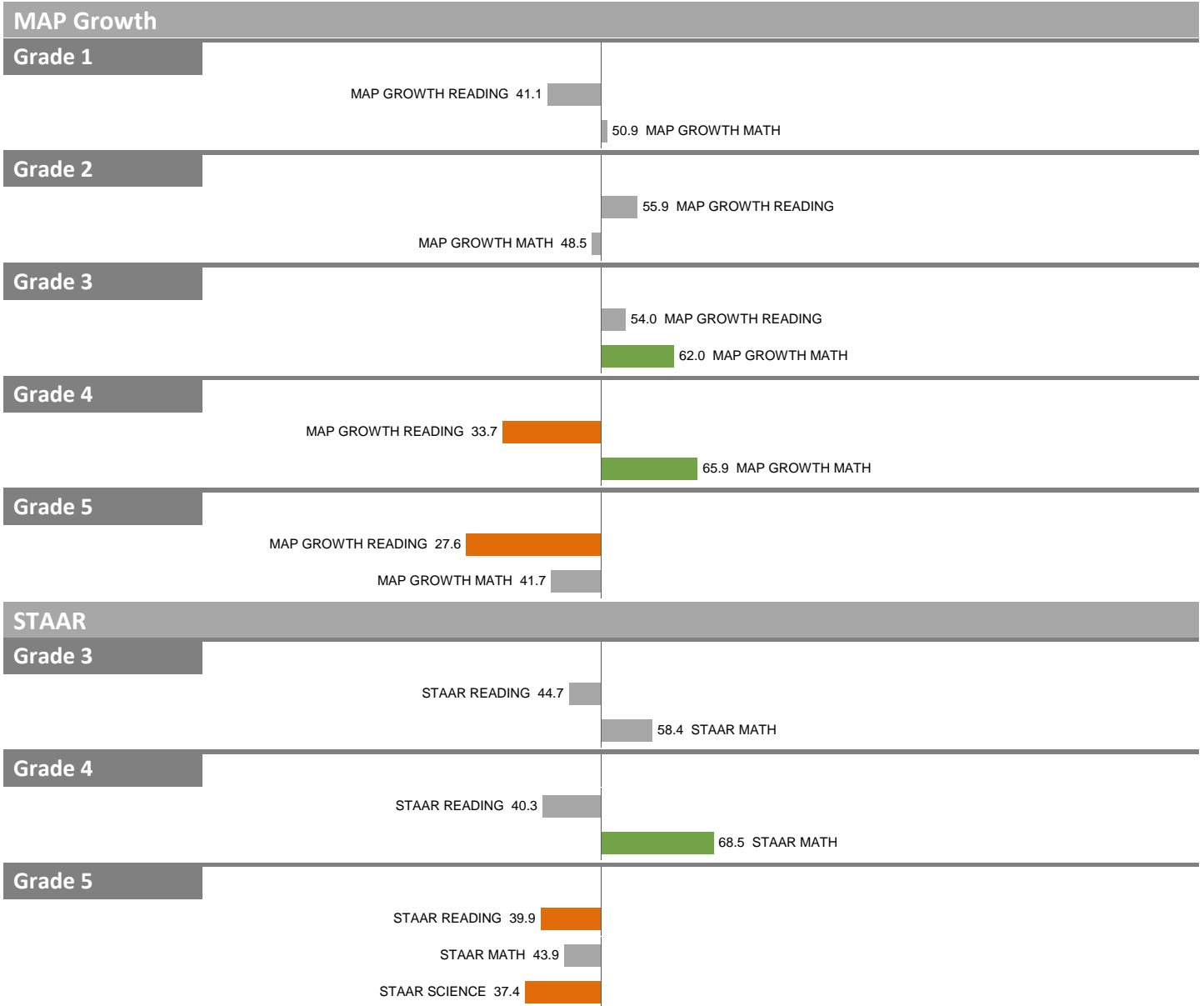


NOTES: "Overall SEI" has average 50 and standard deviation 5; an "average" overall SEI is 45 to 55. Component SEIs (e.g. Grade 5 STAAR Reading, PSAT Math) each have average 50 and standard deviation 10; an "average" component SEI is 40 to 60. Component SEIs are computed only if at least eight test results are available.

2023-24 School Effectiveness Index (SEI) Detail

110-ANNIE WEBB BLANTON ELEMENTARY SCHOOL

Overall SEI: 48.0

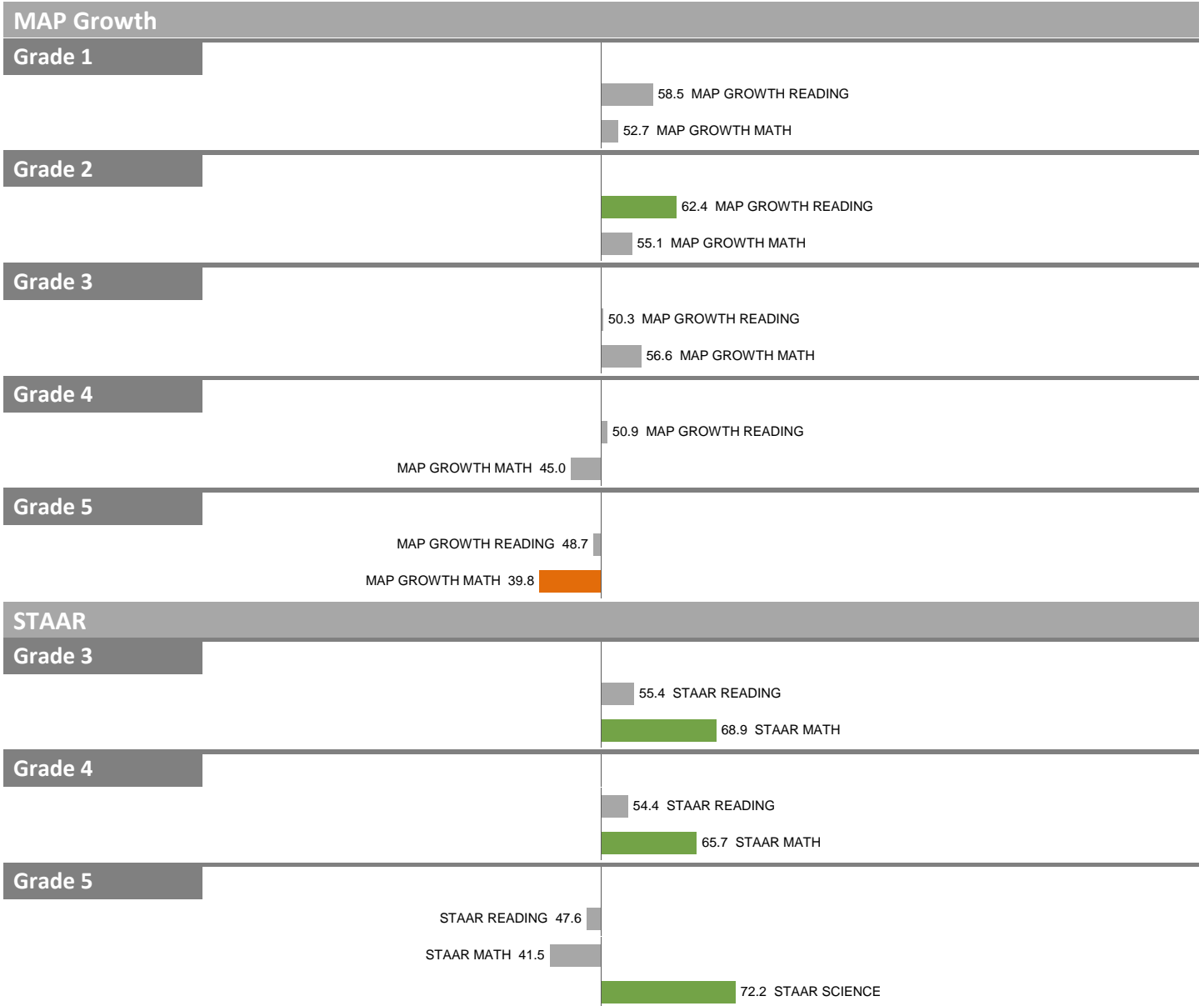


NOTES: "Overall SEI" has average 50 and standard deviation 5; an "average" overall SEI is 45 to 55. Component SEIs (e.g. Grade 5 STAAR Reading, PSAT Math) each have average 50 and standard deviation 10; an "average" component SEI is 40 to 60. Component SEIs are computed only if at least eight test results are available.

2023-24 School Effectiveness Index (SEI) Detail

112-JAMES BOWIE ELEMENTARY SCHOOL

Overall SEI: 56.1



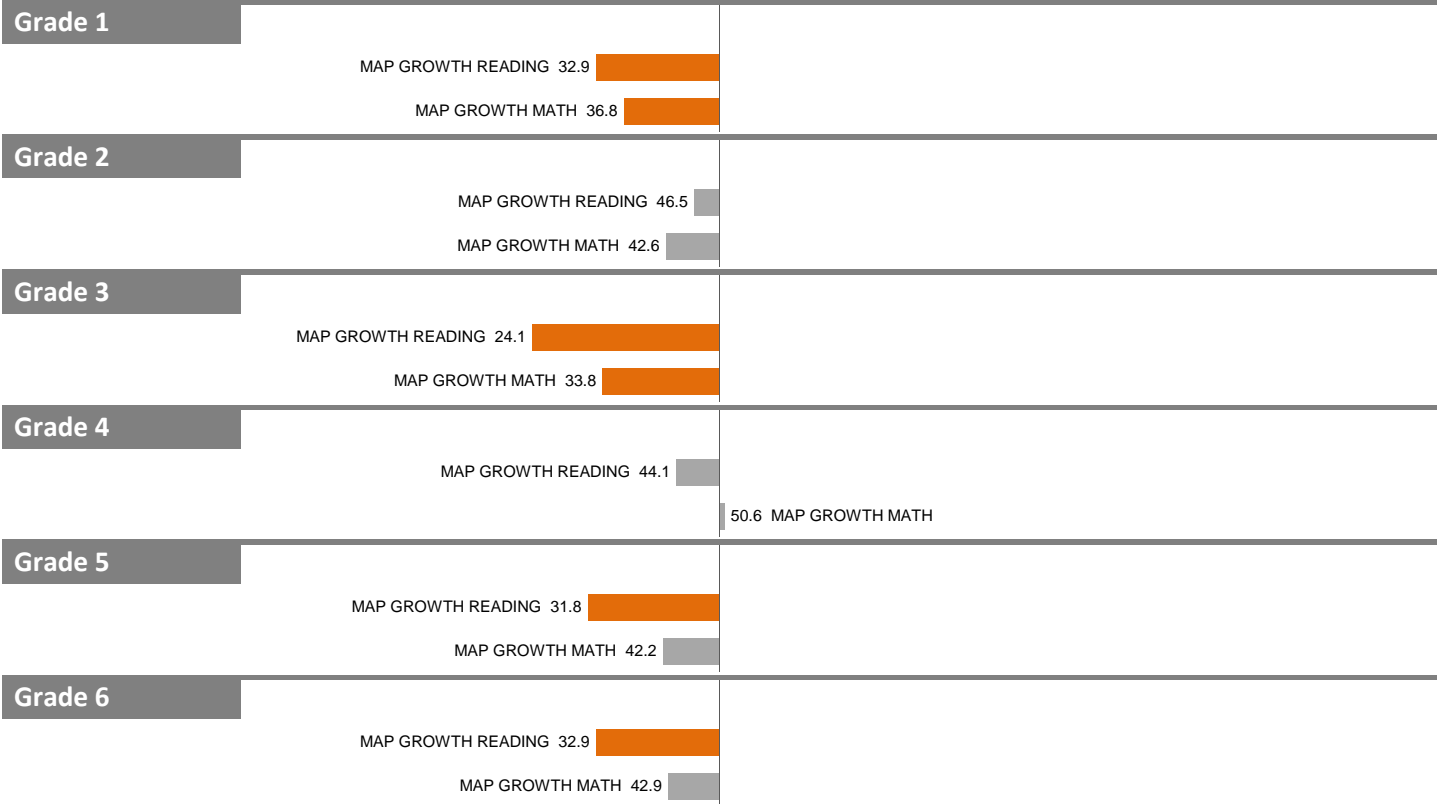
NOTES: "Overall SEI" has average 50 and standard deviation 5; an "average" overall SEI is 45 to 55. Component SEIs (e.g. Grade 5 STAAR Reading, PSAT Math) each have average 50 and standard deviation 10; an "average" component SEI is 40 to 60. Component SEIs are computed only if at least eight test results are available.

2023-24 School Effectiveness Index (SEI) Detail


114-JOHN NEELY BRYAN ELEMENTARY SCHOOL

Overall SEI: 40.6


MAP Growth



STAAR



Core ACP



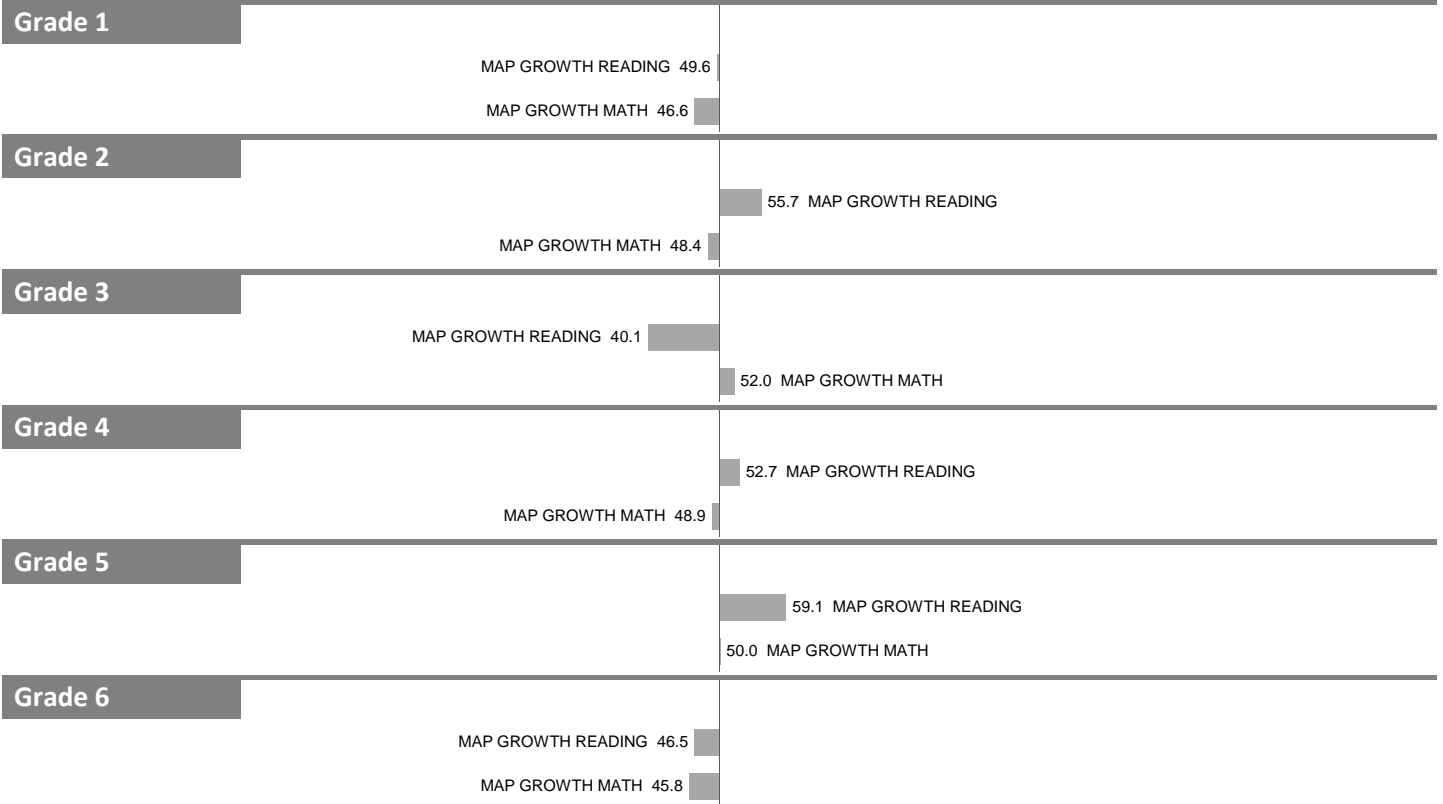
NOTES: "Overall SEI" has average 50 and standard deviation 5; an "average" overall SEI is 45 to 55. Component SEIs (e.g. Grade 5 STAAR Reading, PSAT Math) each have average 50 and standard deviation 10; an "average" component SEI is 40 to 60. Component SEIs are computed only if at least eight test results are available.

2023-24 School Effectiveness Index (SEI) Detail


115-HARRELL BUDD ELEMENTARY SCHOOL

Overall SEI: 48.3

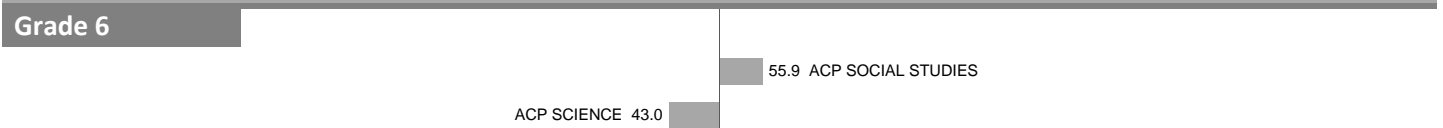
MAP Growth



STAAR



Core ACP



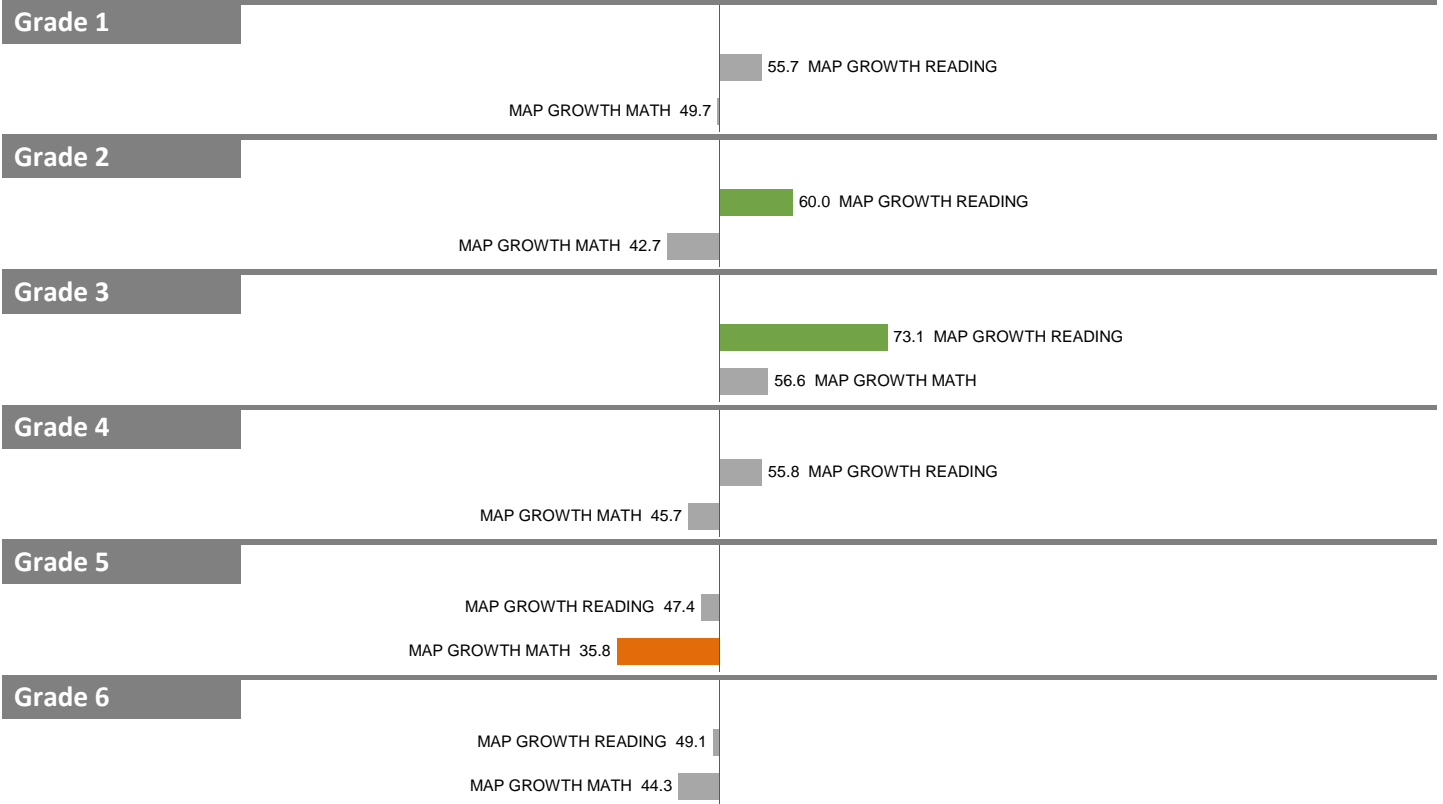
NOTES: "Overall SEI" has average 50 and standard deviation 5; an "average" overall SEI is 45 to 55. Component SEIs (e.g. Grade 5 STAAR Reading, PSAT Math) each have average 50 and standard deviation 10; an "average" component SEI is 40 to 60. Component SEIs are computed only if at least eight test results are available.

2023-24 School Effectiveness Index (SEI) Detail

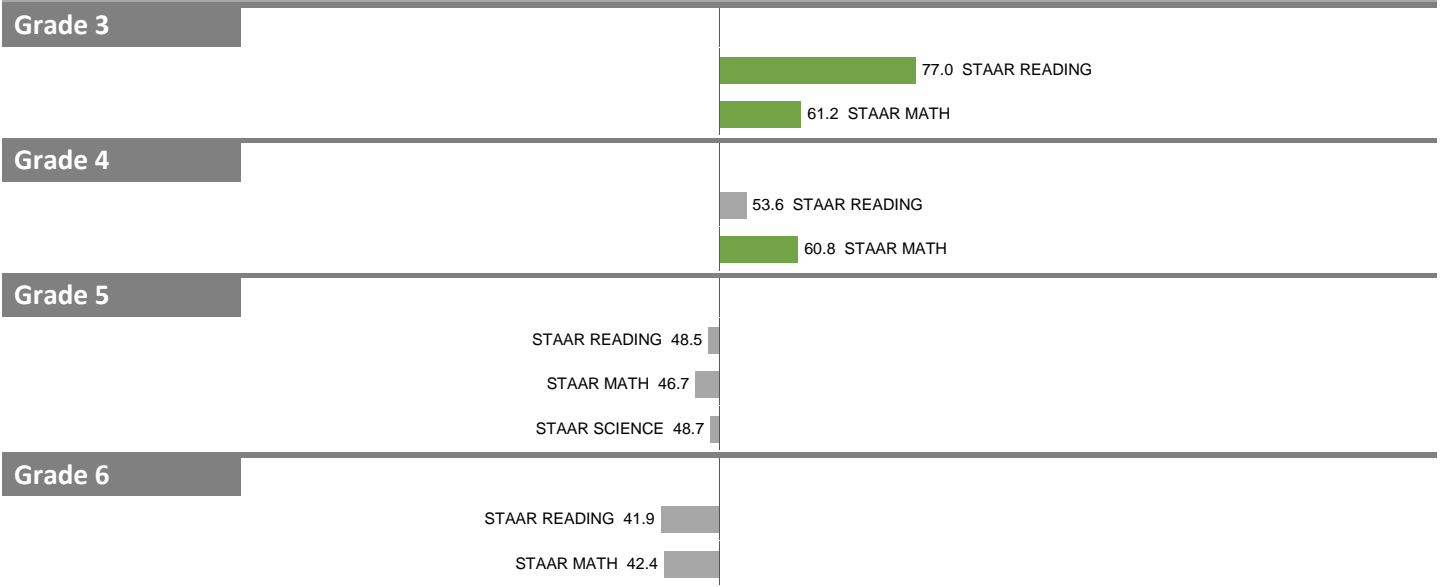
116-DAVID G. BURNET ELEMENTARY SCHOOL

Overall SEI: 51.6

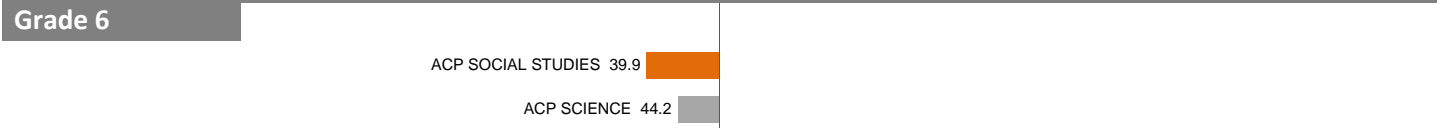
MAP Growth



STAAR



Core ACP




NOTES: "Overall SEI" has average 50 and standard deviation 5; an "average" overall SEI is 45 to 55. Component SEIs (e.g. Grade 5 STAAR Reading, PSAT Math) each have average 50 and standard deviation 10; an "average" component SEI is 40 to 60. Component SEIs are computed only if at least eight test results are available.

2023-24 School Effectiveness Index (SEI) Detail

117-RUFUS C. BURLESON ELEMENTARY SCHOOL

Overall SEI: 58.6



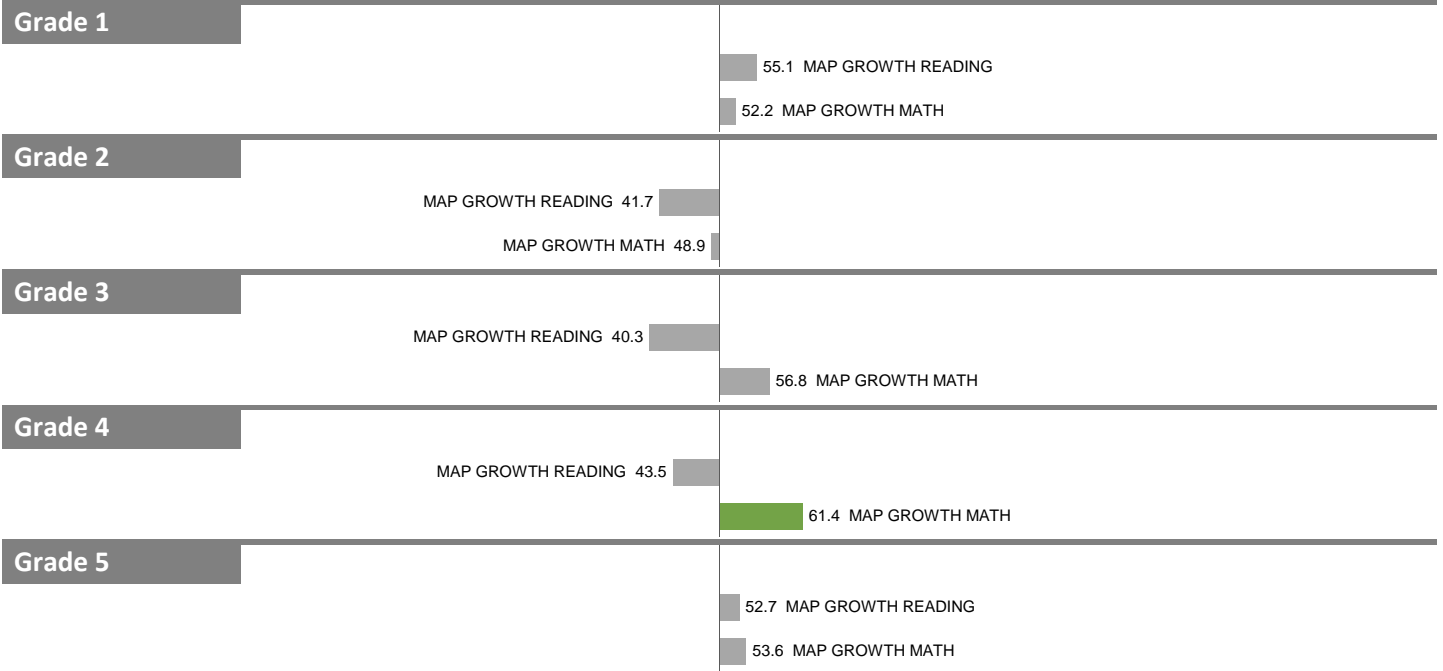
NOTES: "Overall SEI" has average 50 and standard deviation 5; an "average" overall SEI is 45 to 55. Component SEIs (e.g. Grade 5 STAAR Reading, PSAT Math) each have average 50 and standard deviation 10; an "average" component SEI is 40 to 60. Component SEIs are computed only if at least eight test results are available.

2023-24 School Effectiveness Index (SEI) Detail

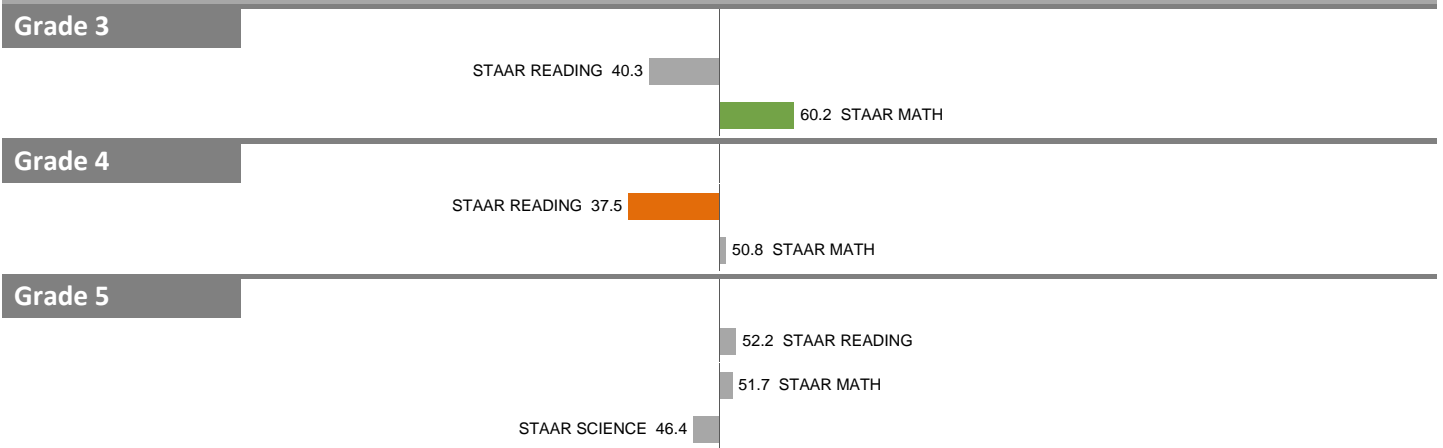
119-CHAPEL HILL PREPARATORY SCHOOL

Overall SEI: 49.4

MAP Growth



STAAR



NOTES: "Overall SEI" has average 50 and standard deviation 5; an "average" overall SEI is 45 to 55. Component SEIs (e.g. Grade 5 STAAR Reading, PSAT Math) each have average 50 and standard deviation 10; an "average" component SEI is 40 to 60. Component SEIs are computed only if at least eight test results are available.

2023-24 School Effectiveness Index (SEI) Detail

120-F.P. CAILLET ELEMENTARY SCHOOL

Overall SEI: 52.0

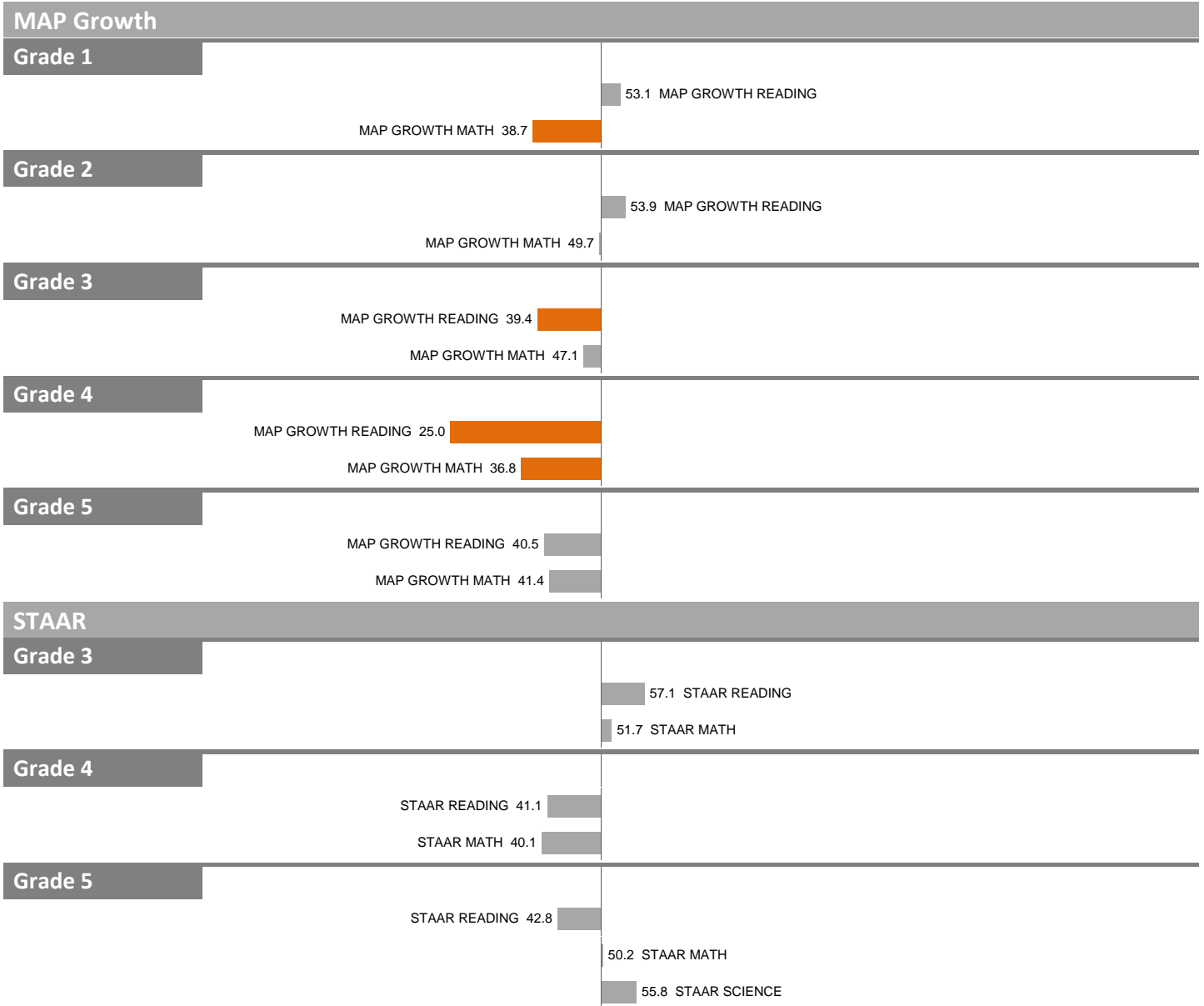


NOTES: "Overall SEI" has average 50 and standard deviation 5; an "average" overall SEI is 45 to 55. Component SEIs (e.g. Grade 5 STAAR Reading, PSAT Math) each have average 50 and standard deviation 10; an "average" component SEI is 40 to 60. Component SEIs are computed only if at least eight test results are available.

2023-24 School Effectiveness Index (SEI) Detail

121-JOHN W. CARPENTER ELEMENTARY SCHOOL

Overall SEI: 46.3



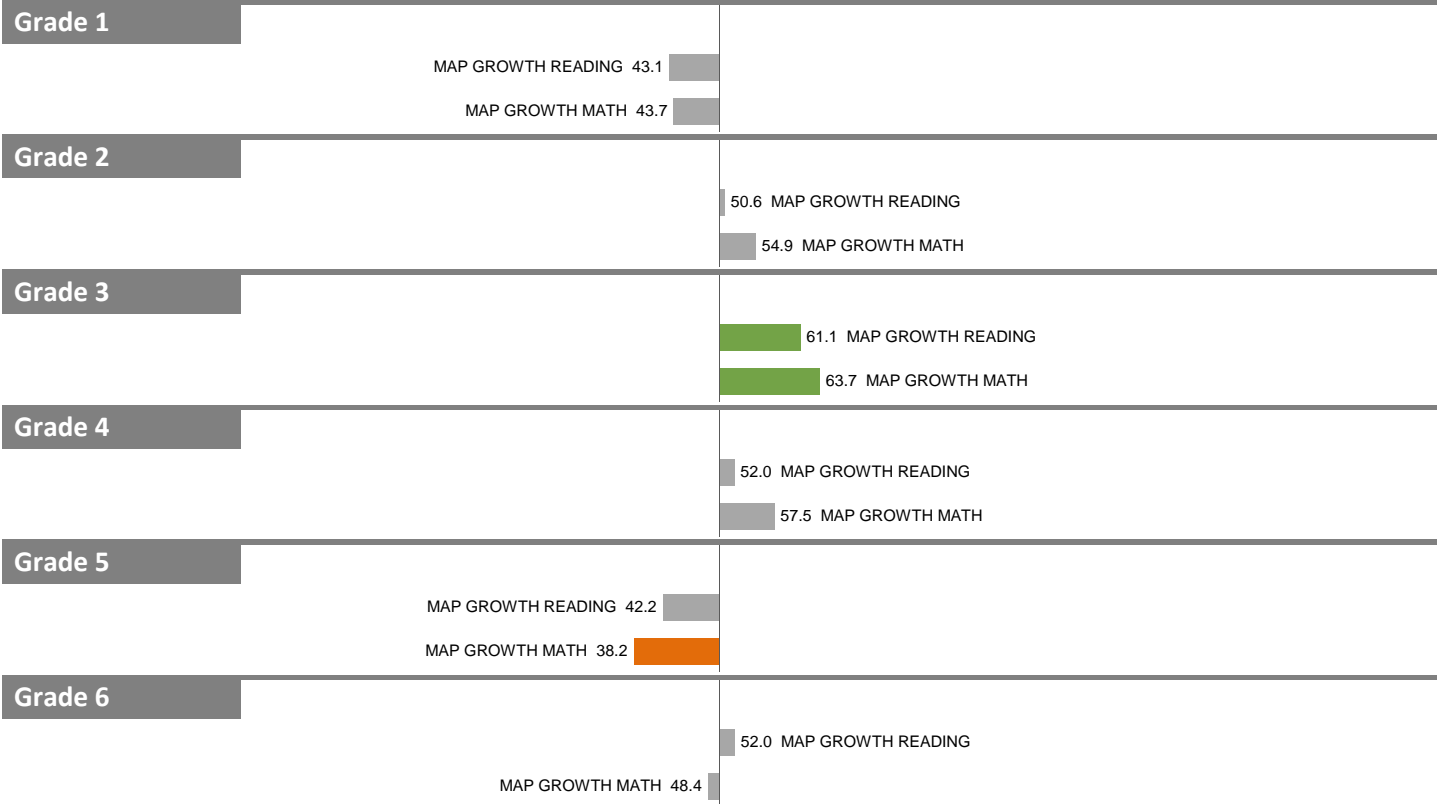
NOTES: "Overall SEI" has average 50 and standard deviation 5; an "average" overall SEI is 45 to 55. Component SEIs (e.g. Grade 5 STAAR Reading, PSAT Math) each have average 50 and standard deviation 10; an "average" component SEI is 40 to 60. Component SEIs are computed only if at least eight test results are available.

2023-24 School Effectiveness Index (SEI) Detail

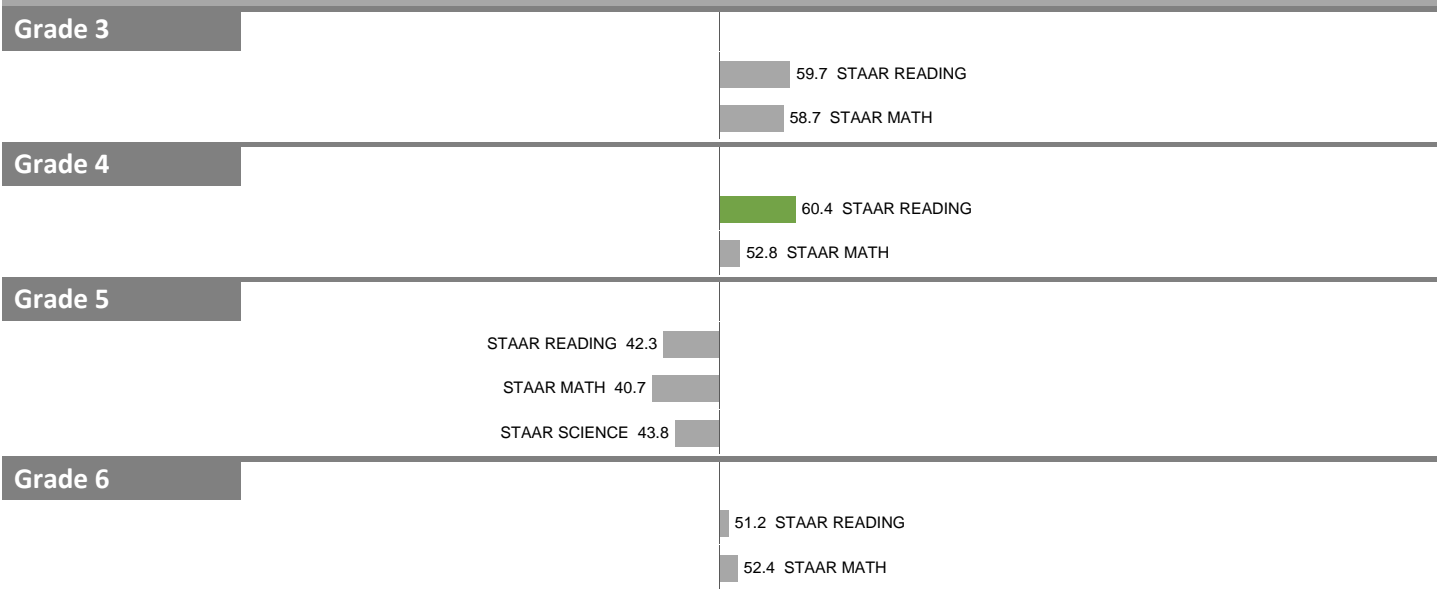
122-C.F. CARR ELEMENTARY SCHOOL

Overall SEI: 50.6

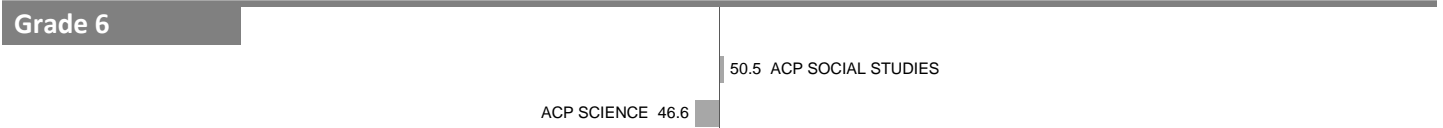
MAP Growth



STAAR



Core ACP




NOTES: "Overall SEI" has average 50 and standard deviation 5; an "average" overall SEI is 45 to 55. Component SEIs (e.g. Grade 5 STAAR Reading, PSAT Math) each have average 50 and standard deviation 10; an "average" component SEI is 40 to 60. Component SEIs are computed only if at least eight test results are available.

2023-24 School Effectiveness Index (SEI) Detail

125-CASA VIEW ELEMENTARY SCHOOL

Overall SEI: 51.8




NOTES: "Overall SEI" has average 50 and standard deviation 5; an "average" overall SEI is 45 to 55. Component SEIs (e.g. Grade 5 STAAR Reading, PSAT Math) each have average 50 and standard deviation 10; an "average" component SEI is 40 to 60. Component SEIs are computed only if at least eight test results are available.

2023-24 School Effectiveness Index (SEI) Detail

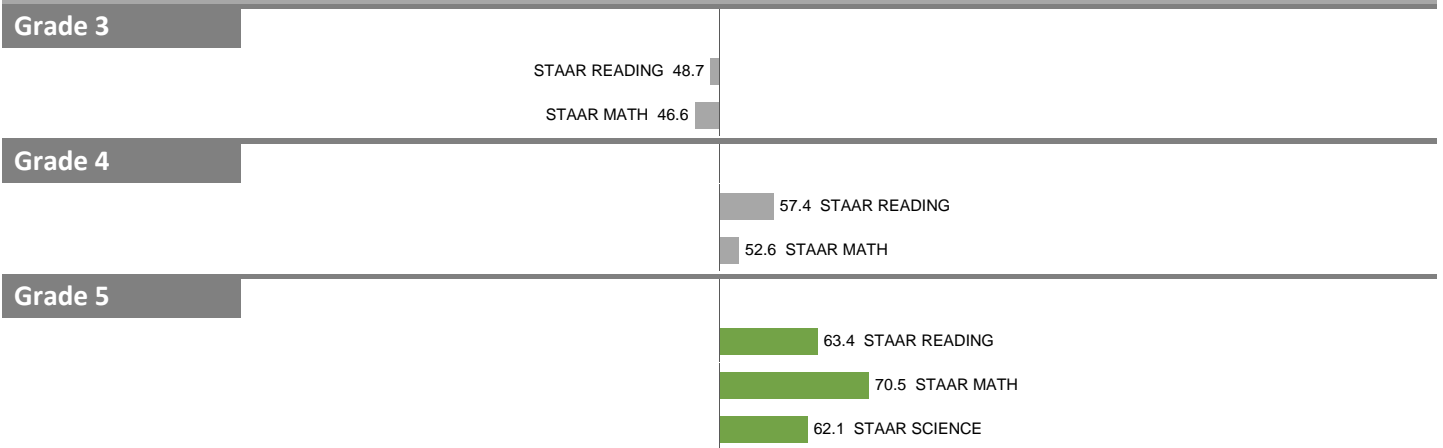
126-CENTRAL ELEMENTARY SCHOOL

Overall SEI: 61.0

MAP Growth



STAAR




NOTES: "Overall SEI" has average 50 and standard deviation 5; an "average" overall SEI is 45 to 55. Component SEIs (e.g. Grade 5 STAAR Reading, PSAT Math) each have average 50 and standard deviation 10; an "average" component SEI is 40 to 60. Component SEIs are computed only if at least eight test results are available.

2023-24 School Effectiveness Index (SEI) Detail

129-S.S. CONNER ELEMENTARY SCHOOL

Overall SEI: 45.4




NOTES: "Overall SEI" has average 50 and standard deviation 5; an "average" overall SEI is 45 to 55. Component SEIs (e.g. Grade 5 STAAR Reading, PSAT Math) each have average 50 and standard deviation 10; an "average" component SEI is 40 to 60. Component SEIs are computed only if at least eight test results are available.

2023-24 School Effectiveness Index (SEI) Detail

130–LEILA P. COWART ELEMENTARY SCHOOL

Overall SEI: 51.2




NOTES: "Overall SEI" has average 50 and standard deviation 5; an "average" overall SEI is 45 to 55. Component SEIs (e.g. Grade 5 STAAR Reading, PSAT Math) each have average 50 and standard deviation 10; an "average" component SEI is 40 to 60. Component SEIs are computed only if at least eight test results are available.

2023-24 School Effectiveness Index (SEI) Detail

131-IGNACIO ZARAGOZA ELEMENTARY SCHOOL

Overall SEI: 48.8

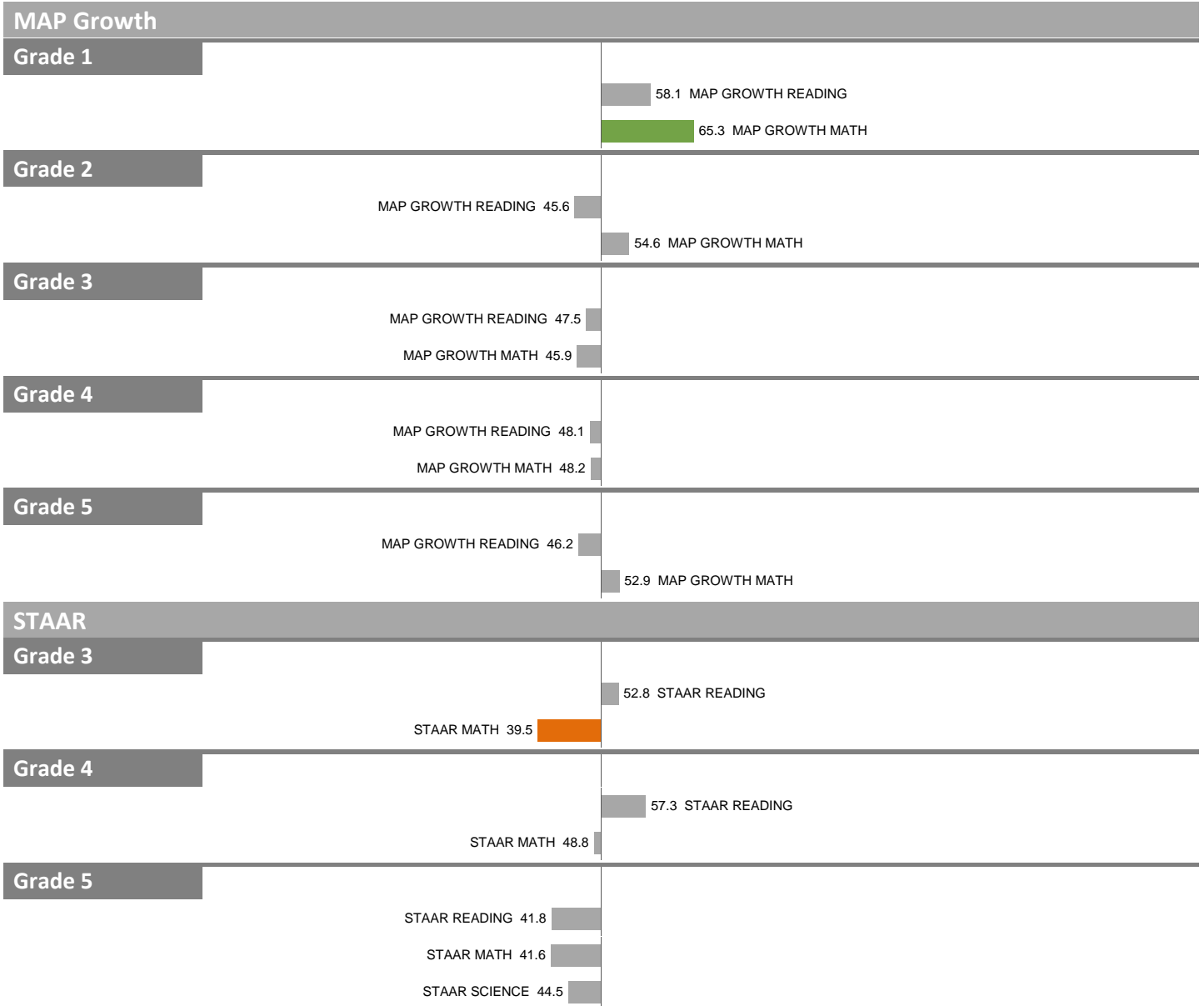


NOTES: "Overall SEI" has average 50 and standard deviation 5; an "average" overall SEI is 45 to 55. Component SEIs (e.g. Grade 5 STAAR Reading, PSAT Math) each have average 50 and standard deviation 10; an "average" component SEI is 40 to 60. Component SEIs are computed only if at least eight test results are available.

2023-24 School Effectiveness Index (SEI) Detail

133-BARBARA JORDAN ELEMENTARY SCHOOL

Overall SEI: 49.7

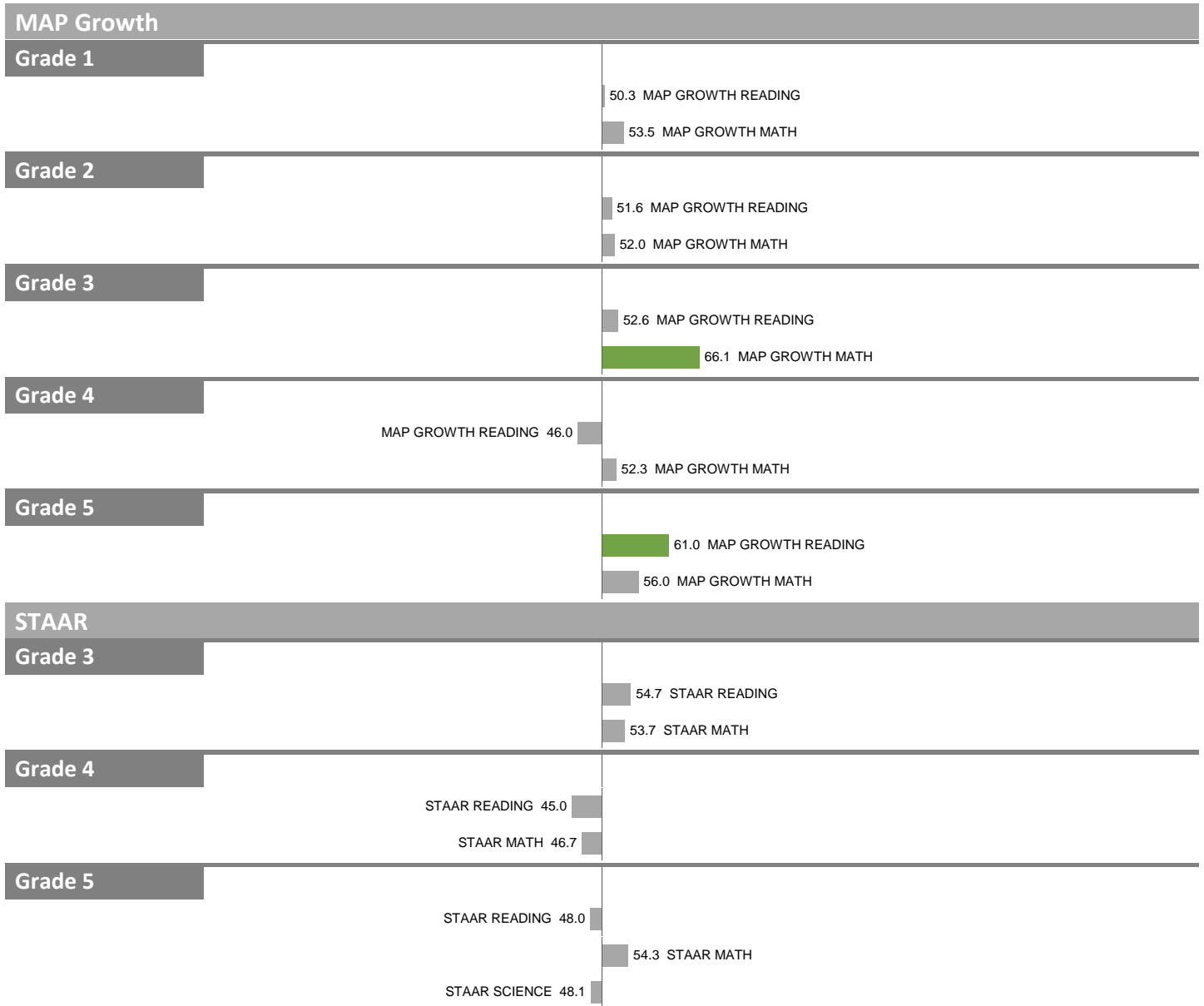


NOTES: "Overall SEI" has average 50 and standard deviation 5; an "average" overall SEI is 45 to 55. Component SEIs (e.g. Grade 5 STAAR Reading, PSAT Math) each have average 50 and standard deviation 10; an "average" component SEI is 40 to 60. Component SEIs are computed only if at least eight test results are available.

2023-24 School Effectiveness Index (SEI) Detail

135–EVERETTE LEE DEGOLYER ELEMENTARY SCHOOL

Overall SEI: 52.0



NOTES: "Overall SEI" has average 50 and standard deviation 5; an "average" overall SEI is 45 to 55. Component SEIs (e.g. Grade 5 STAAR Reading, PSAT Math) each have average 50 and standard deviation 10; an "average" component SEI is 40 to 60. Component SEIs are computed only if at least eight test results are available.

2023-24 School Effectiveness Index (SEI) Detail

136-L.O. DONALD ELEMENTARY SCHOOL

Overall SEI: 51.2

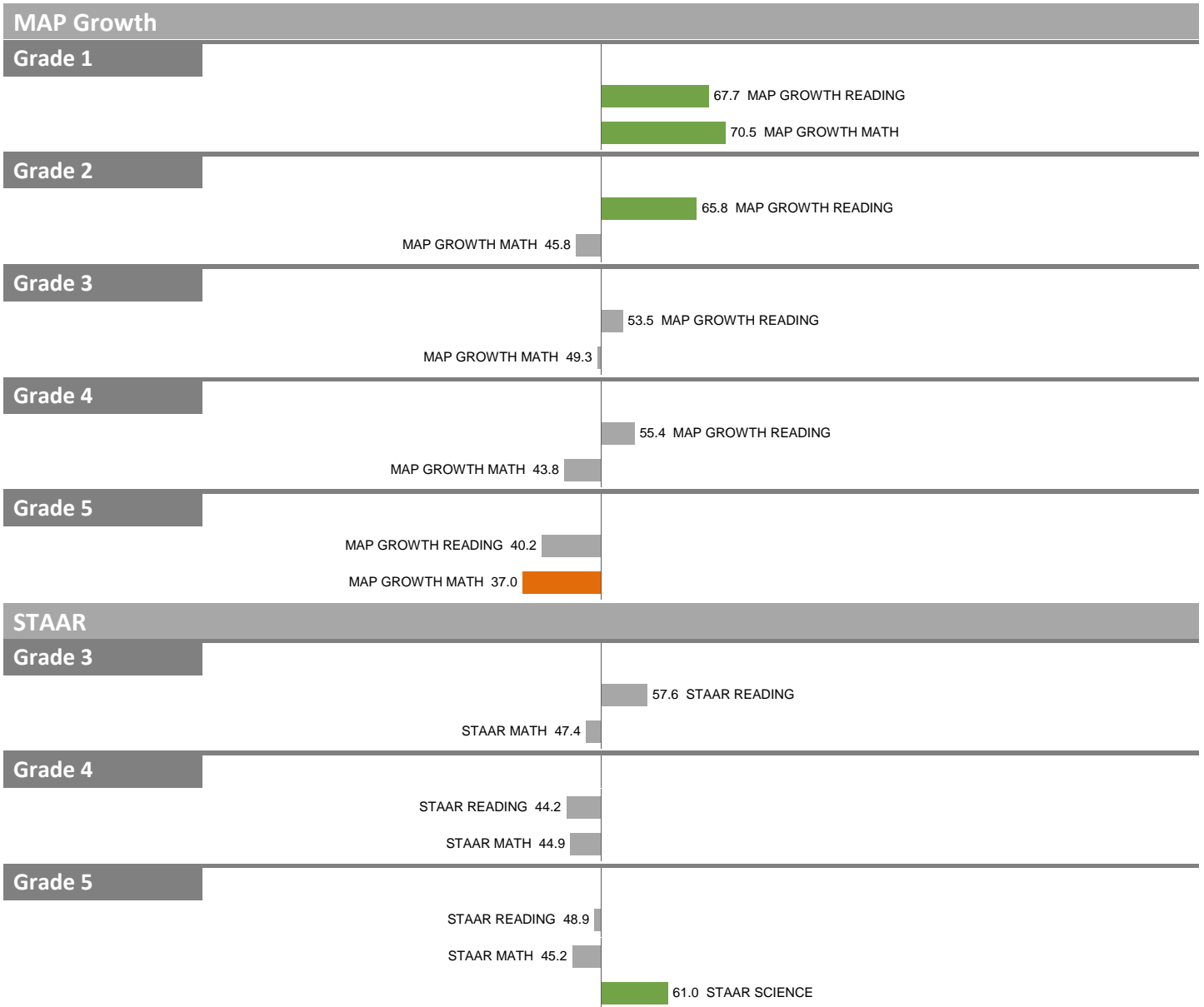


NOTES: "Overall SEI" has average 50 and standard deviation 5; an "average" overall SEI is 45 to 55. Component SEIs (e.g. Grade 5 STAAR Reading, PSAT Math) each have average 50 and standard deviation 10; an "average" component SEI is 40 to 60. Component SEIs are computed only if at least eight test results are available.

2023-24 School Effectiveness Index (SEI) Detail

137-JULIUS DORSEY LEADERSHIP ACADEMY

Overall SEI: 53.0




NOTES: "Overall SEI" has average 50 and standard deviation 5; an "average" overall SEI is 45 to 55. Component SEIs (e.g. Grade 5 STAAR Reading, PSAT Math) each have average 50 and standard deviation 10; an "average" component SEI is 40 to 60. Component SEIs are computed only if at least eight test results are available.

2023-24 School Effectiveness Index (SEI) Detail

139-PAUL L. DUNBAR LEARNING CENTER

Overall SEI: 53.9

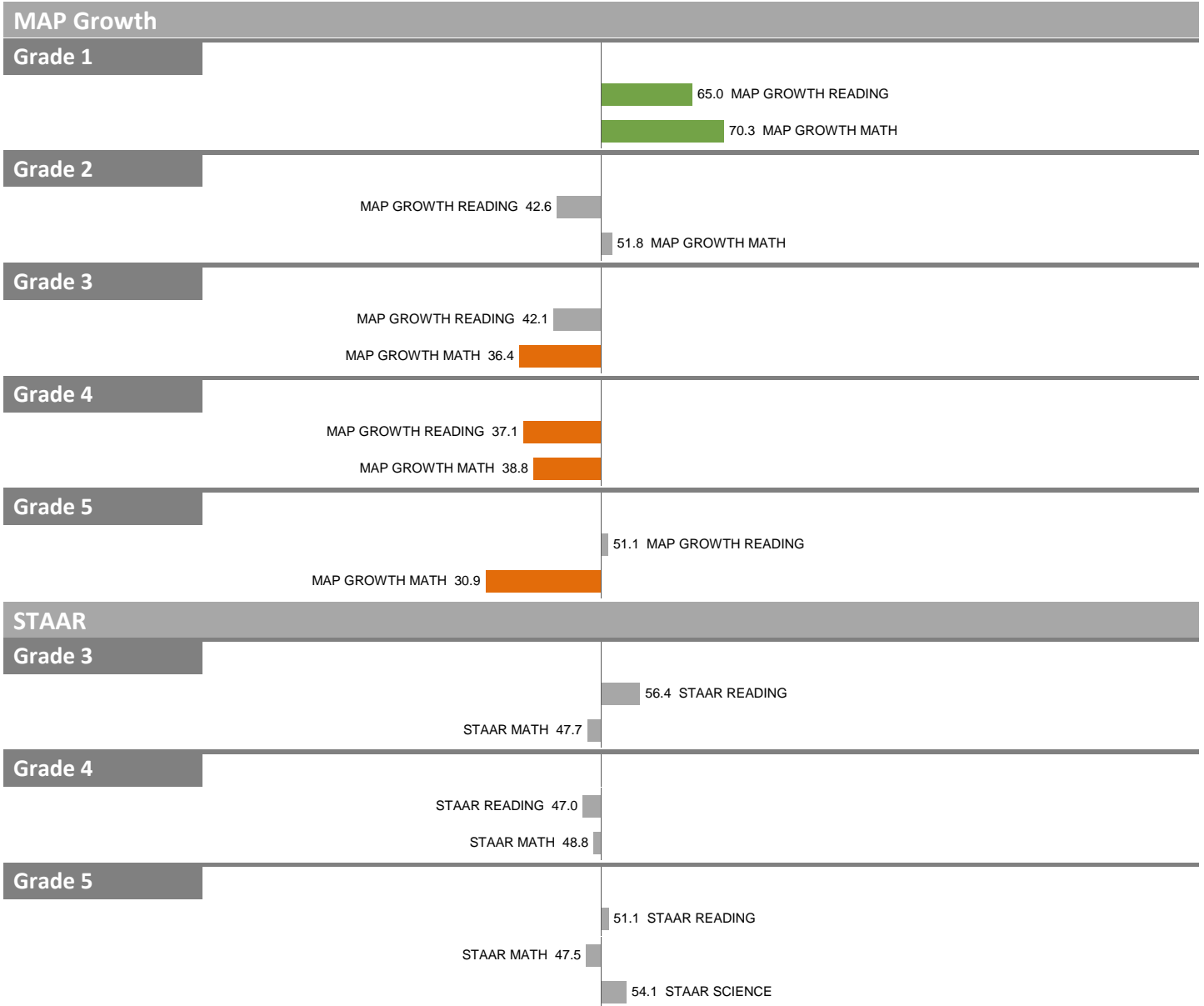


NOTES: "Overall SEI" has average 50 and standard deviation 5; an "average" overall SEI is 45 to 55. Component SEIs (e.g. Grade 5 STAAR Reading, PSAT Math) each have average 50 and standard deviation 10; an "average" component SEI is 40 to 60. Component SEIs are computed only if at least eight test results are available.

2023-24 School Effectiveness Index (SEI) Detail

141-JILL STONE ELEMENTARY SCHOOL AT VICKERY MEADOW

Overall SEI: 50.1



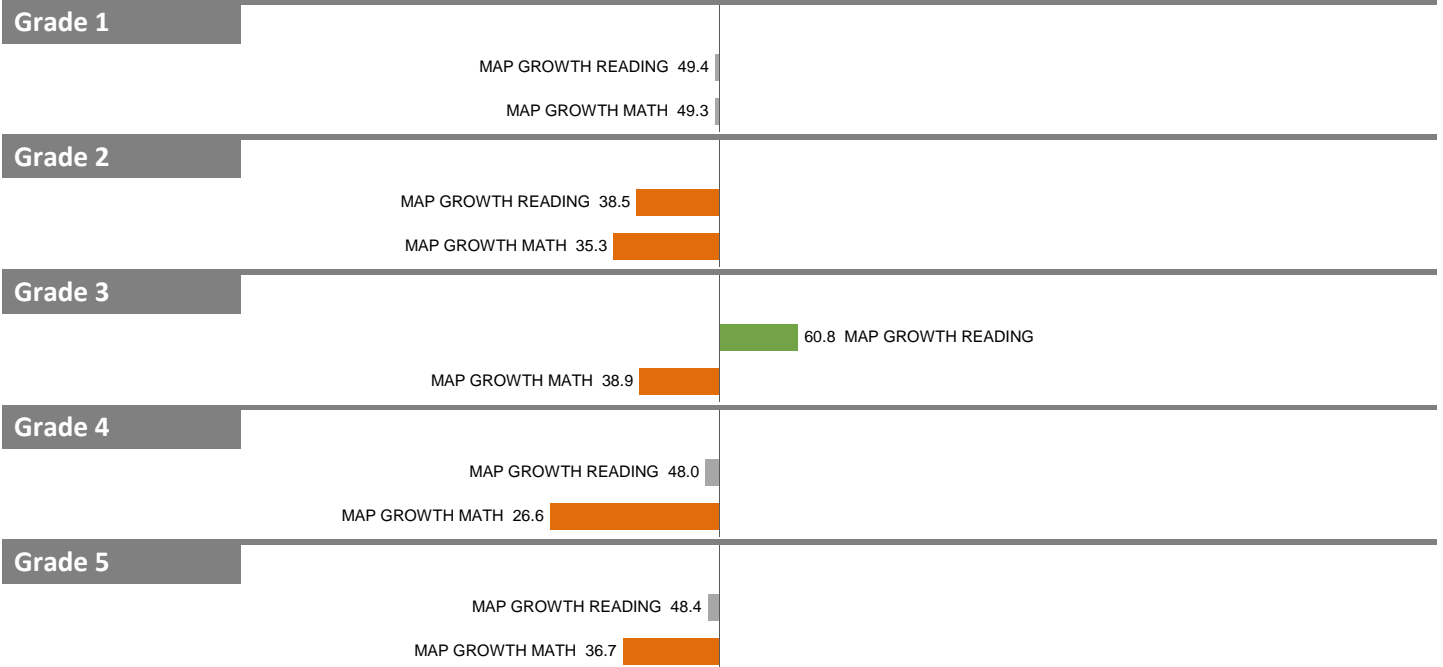
NOTES: "Overall SEI" has average 50 and standard deviation 5; an "average" overall SEI is 45 to 55. Component SEIs (e.g. Grade 5 STAAR Reading, PSAT Math) each have average 50 and standard deviation 10; an "average" component SEI is 40 to 60. Component SEIs are computed only if at least eight test results are available.

2023-24 School Effectiveness Index (SEI) Detail

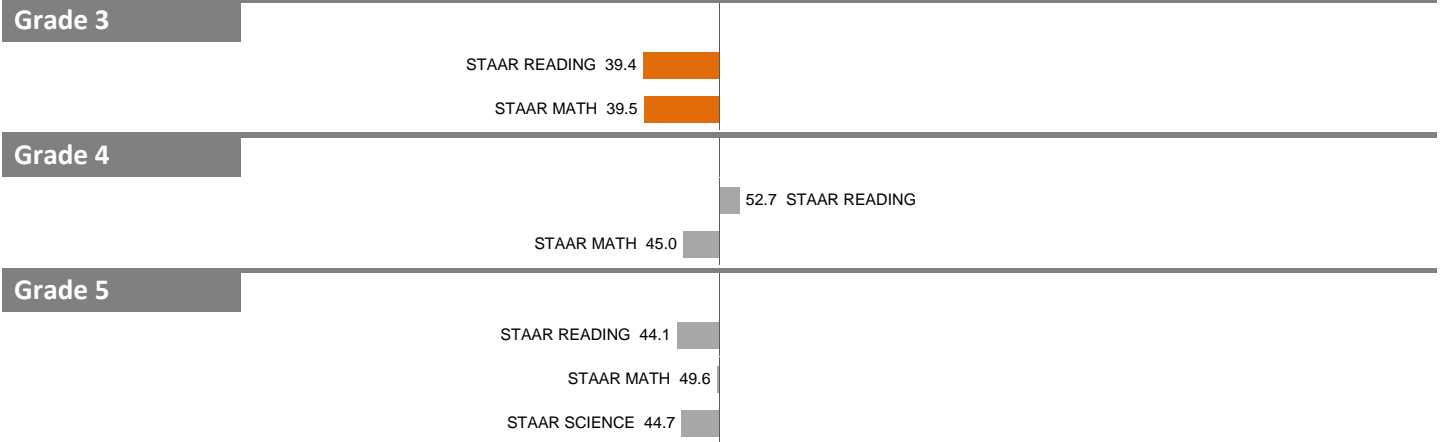
142-J.N. ERVIN ELEMENTARY SCHOOL

Overall SEI: 43.9

MAP Growth



STAAR




NOTES: "Overall SEI" has average 50 and standard deviation 5; an "average" overall SEI is 45 to 55. Component SEIs (e.g. Grade 5 STAAR Reading, PSAT Math) each have average 50 and standard deviation 10; an "average" component SEI is 40 to 60. Component SEIs are computed only if at least eight test results are available.

2023-24 School Effectiveness Index (SEI) Detail

145-STEPHEN C. FOSTER ELEMENTARY SCHOOL

Overall SEI: 51.6




NOTES: "Overall SEI" has average 50 and standard deviation 5; an "average" overall SEI is 45 to 55. Component SEIs (e.g. Grade 5 STAAR Reading, PSAT Math) each have average 50 and standard deviation 10; an "average" component SEI is 40 to 60. Component SEIs are computed only if at least eight test results are available.

2023-24 School Effectiveness Index (SEI) Detail

147-CHARLES A. GILL ELEMENTARY SCHOOL

Overall SEI: 51.4



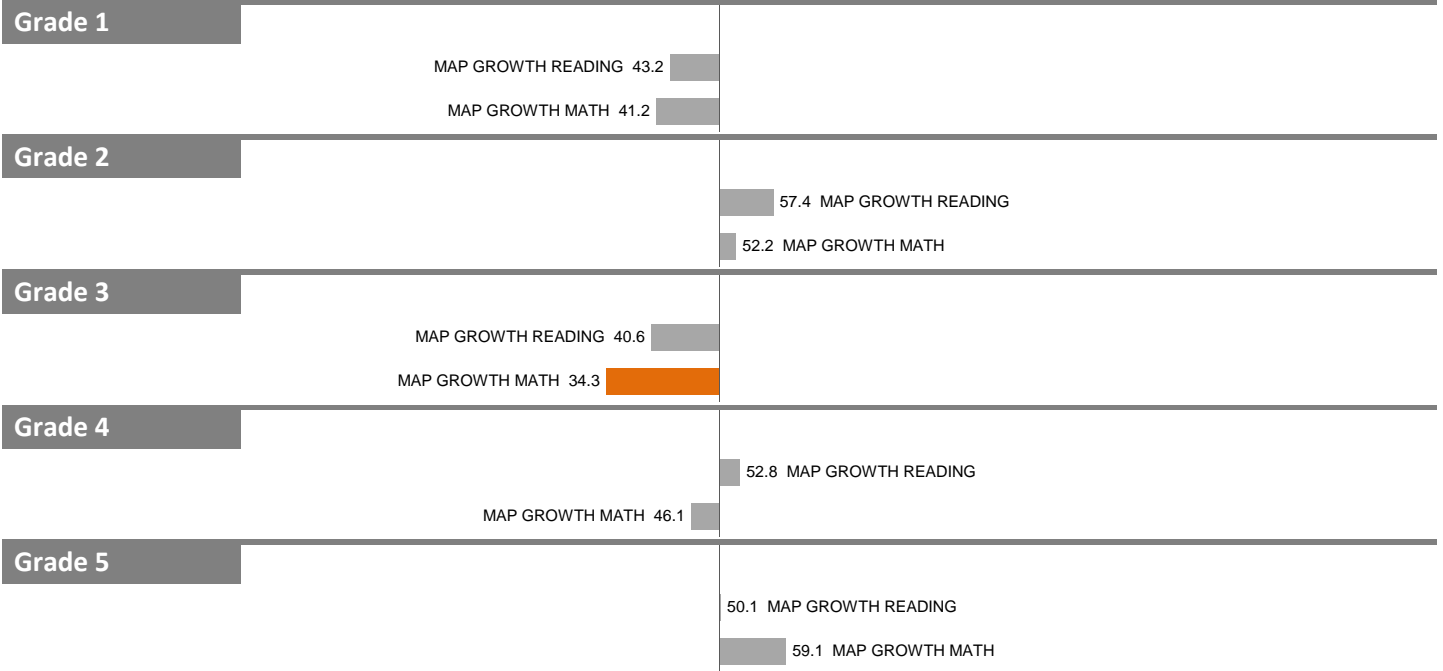
NOTES: "Overall SEI" has average 50 and standard deviation 5; an "average" overall SEI is 45 to 55. Component SEIs (e.g. Grade 5 STAAR Reading, PSAT Math) each have average 50 and standard deviation 10; an "average" component SEI is 40 to 60. Component SEIs are computed only if at least eight test results are available.

2023-24 School Effectiveness Index (SEI) Detail

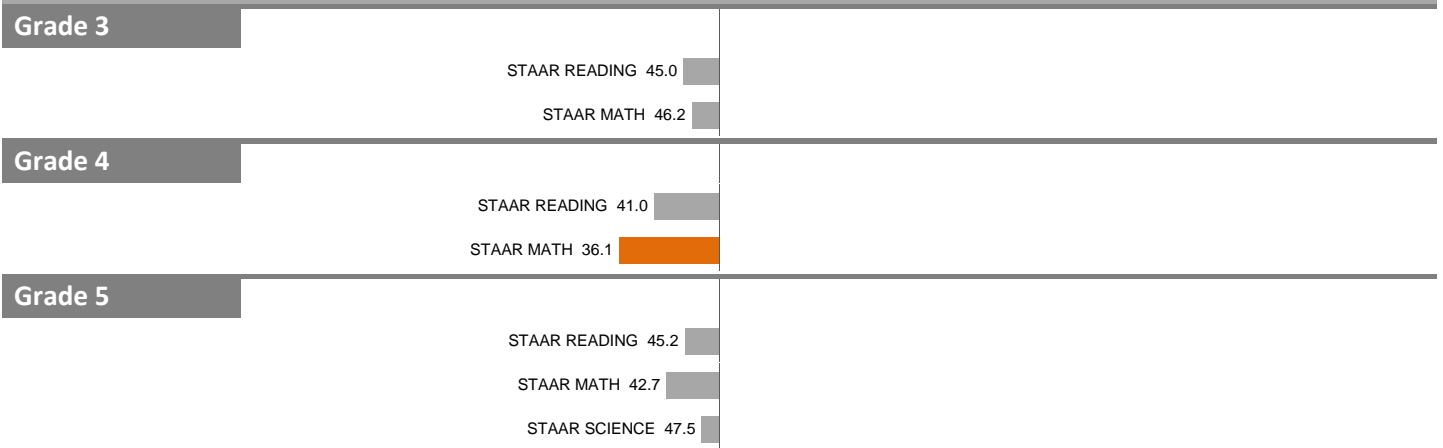
148-TOM C. GOOCH ELEMENTARY SCHOOL

Overall SEI: 45.5

MAP Growth



STAAR



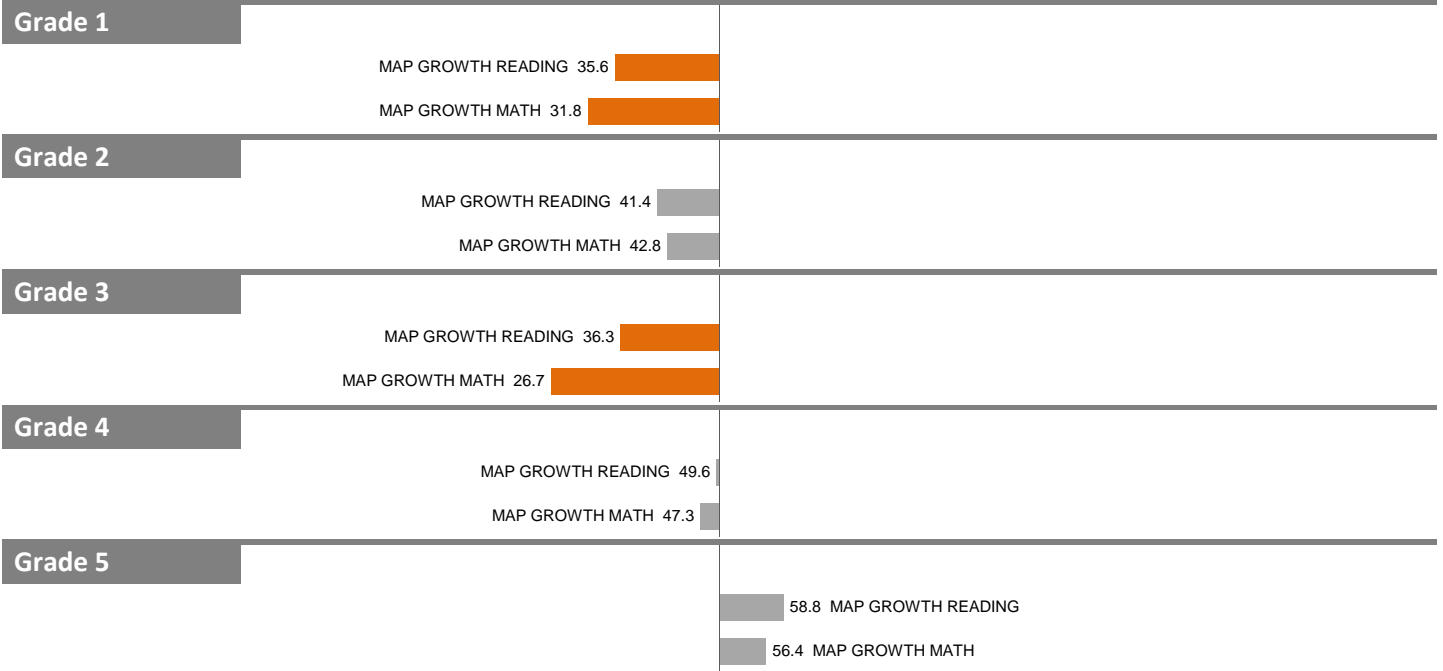
NOTES: "Overall SEI" has average 50 and standard deviation 5; an "average" overall SEI is 45 to 55. Component SEIs (e.g. Grade 5 STAAR Reading, PSAT Math) each have average 50 and standard deviation 10; an "average" component SEI is 40 to 60. Component SEIs are computed only if at least eight test results are available.

2023-24 School Effectiveness Index (SEI) Detail

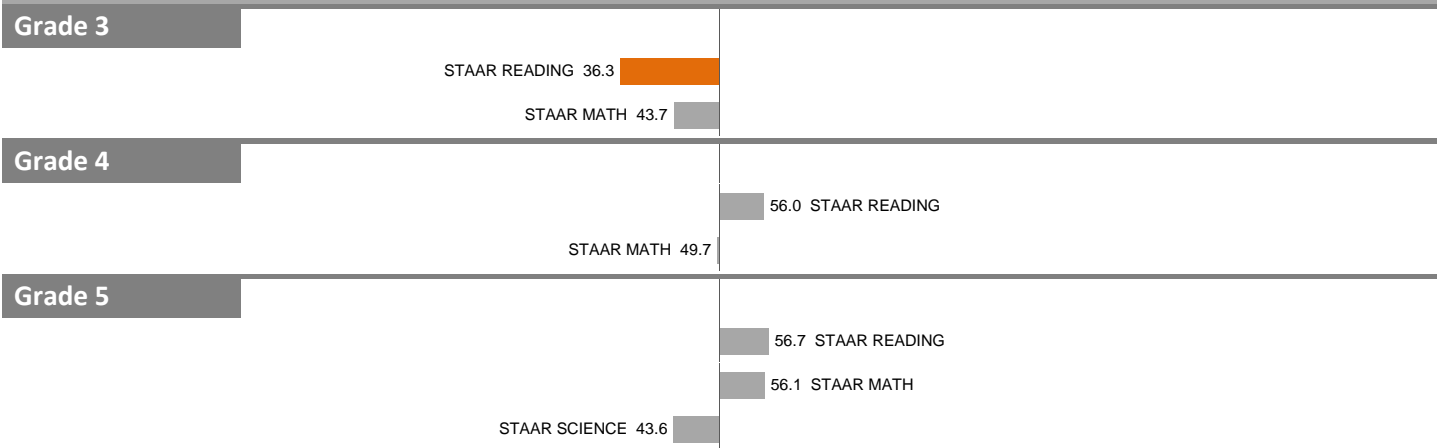
149-HALL PERSONALIZED LEARNING ACADEMY AT OAK CLIFF

Overall SEI: 44.9

MAP Growth



STAAR




NOTES: "Overall SEI" has average 50 and standard deviation 5; an "average" overall SEI is 45 to 55. Component SEIs (e.g. Grade 5 STAAR Reading, PSAT Math) each have average 50 and standard deviation 10; an "average" component SEI is 40 to 60. Component SEIs are computed only if at least eight test results are available.

2023-24 School Effectiveness Index (SEI) Detail

152-MARGARET B. HENDERSON ELEMENTARY SCHOOL

Overall SEI: 58.8

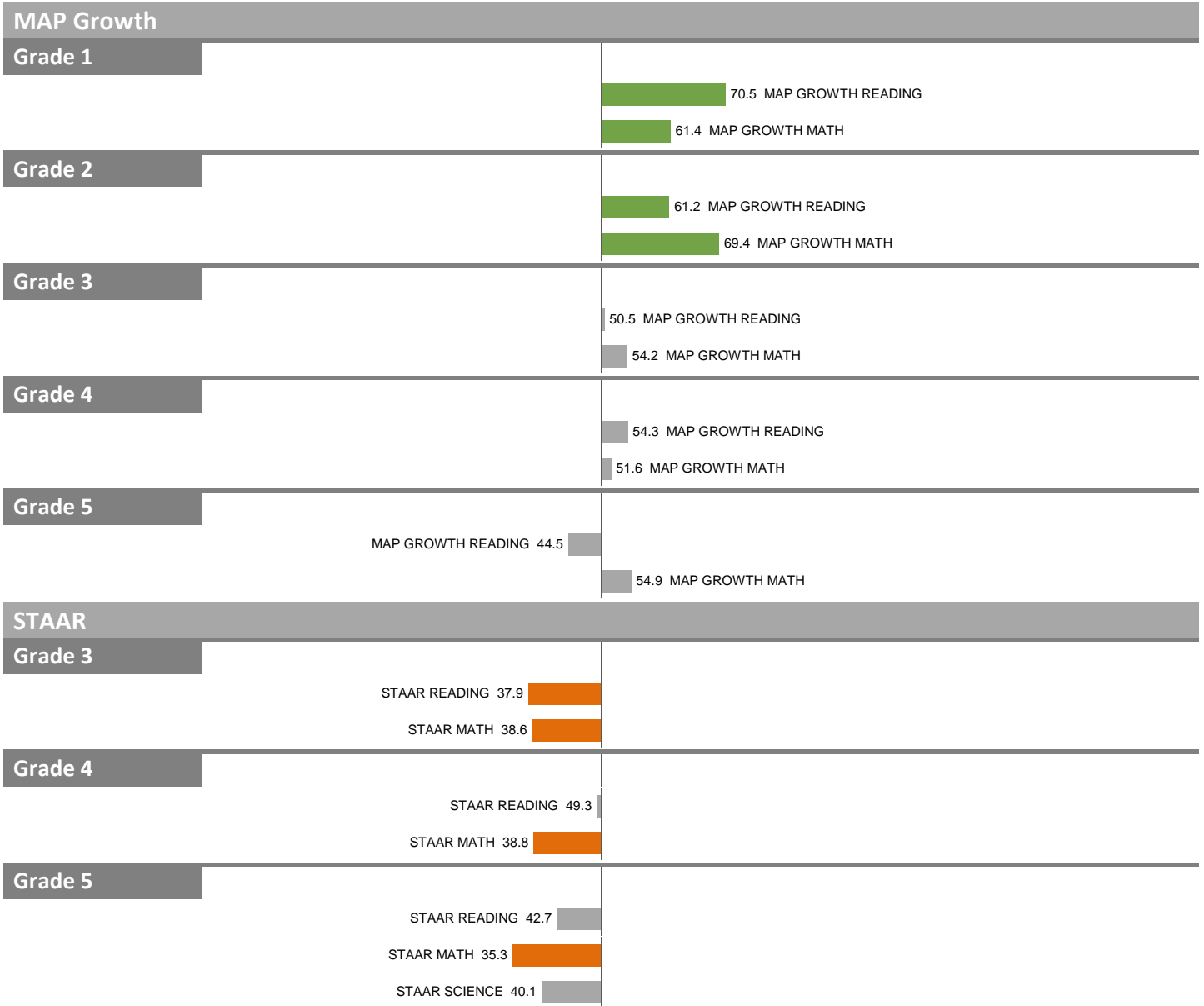


NOTES: "Overall SEI" has average 50 and standard deviation 5; an "average" overall SEI is 45 to 55. Component SEIs (e.g. Grade 5 STAAR Reading, PSAT Math) each have average 50 and standard deviation 10; an "average" component SEI is 40 to 60. Component SEIs are computed only if at least eight test results are available.

2023-24 School Effectiveness Index (SEI) Detail

153-VICTOR H. HEXTER ELEMENTARY SCHOOL

Overall SEI: 50.1



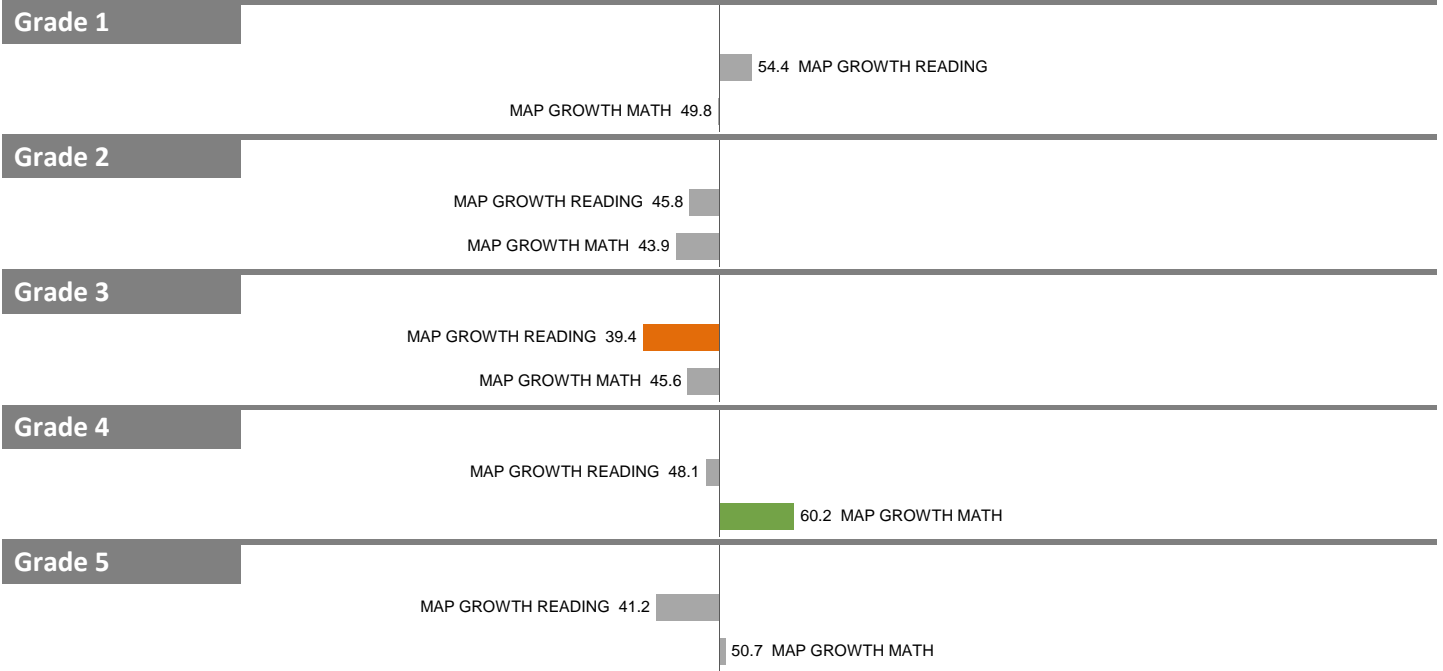
NOTES: "Overall SEI" has average 50 and standard deviation 5; an "average" overall SEI is 45 to 55. Component SEIs (e.g. Grade 5 STAAR Reading, PSAT Math) each have average 50 and standard deviation 10; an "average" component SEI is 40 to 60. Component SEIs are computed only if at least eight test results are available.

2023-24 School Effectiveness Index (SEI) Detail


154-LARRY G. SMITH ELEMENTARY SCHOOL

Overall SEI: 49.6

MAP Growth



STAAR




NOTES: "Overall SEI" has average 50 and standard deviation 5; an "average" overall SEI is 45 to 55. Component SEIs (e.g. Grade 5 STAAR Reading, PSAT Math) each have average 50 and standard deviation 10; an "average" component SEI is 40 to 60. Component SEIs are computed only if at least eight test results are available.

2023-24 School Effectiveness Index (SEI) Detail

155-C.A. TATUM, JR. ELEMENTARY SCHOOL

Overall SEI: 49.1

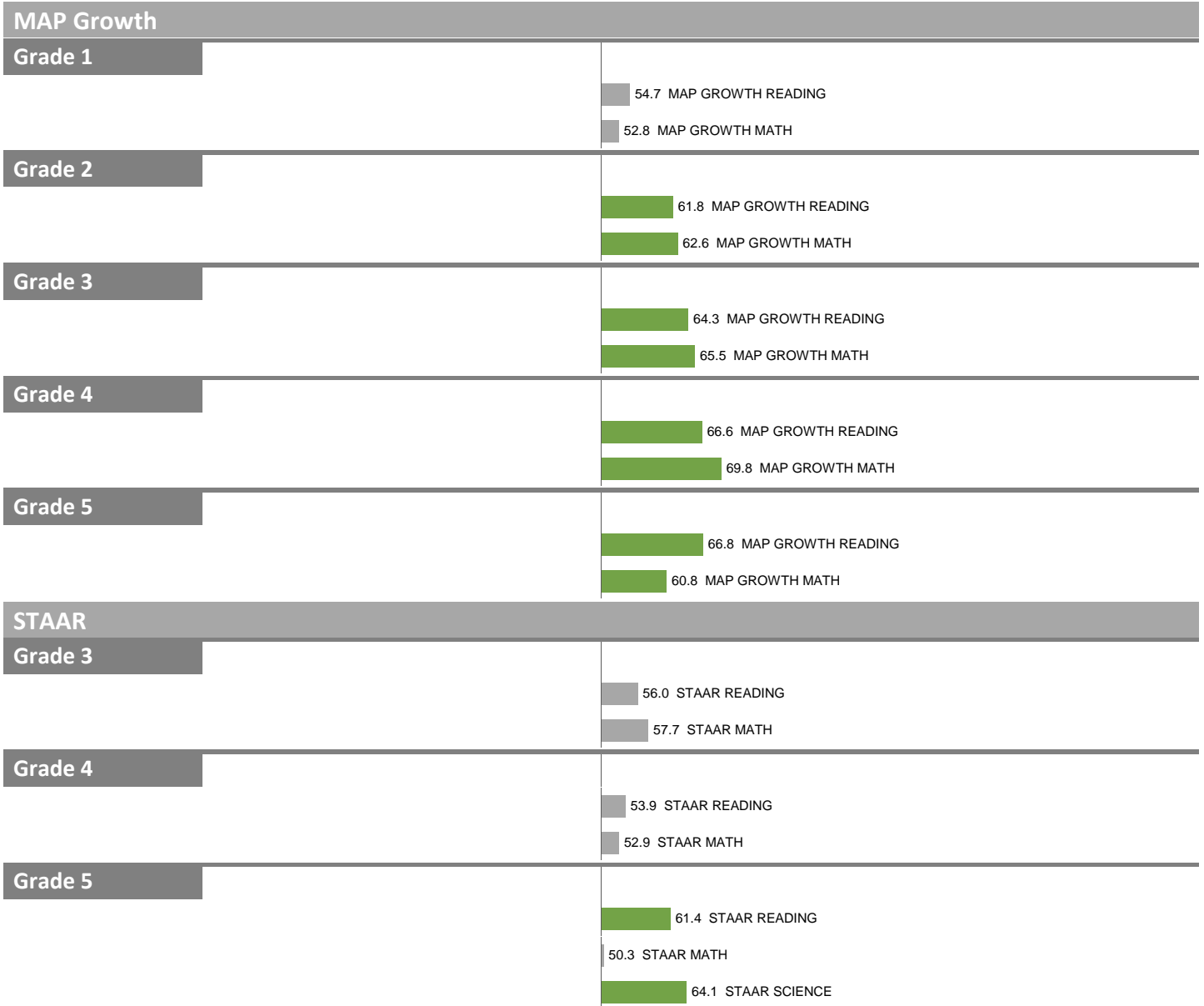


NOTES: "Overall SEI" has average 50 and standard deviation 5; an "average" overall SEI is 45 to 55. Component SEIs (e.g. Grade 5 STAAR Reading, PSAT Math) each have average 50 and standard deviation 10; an "average" component SEI is 40 to 60. Component SEIs are computed only if at least eight test results are available.

2023-24 School Effectiveness Index (SEI) Detail

156-NATHANIEL HAWTHORNE ELEMENTARY SCHOOL

Overall SEI: 59.5



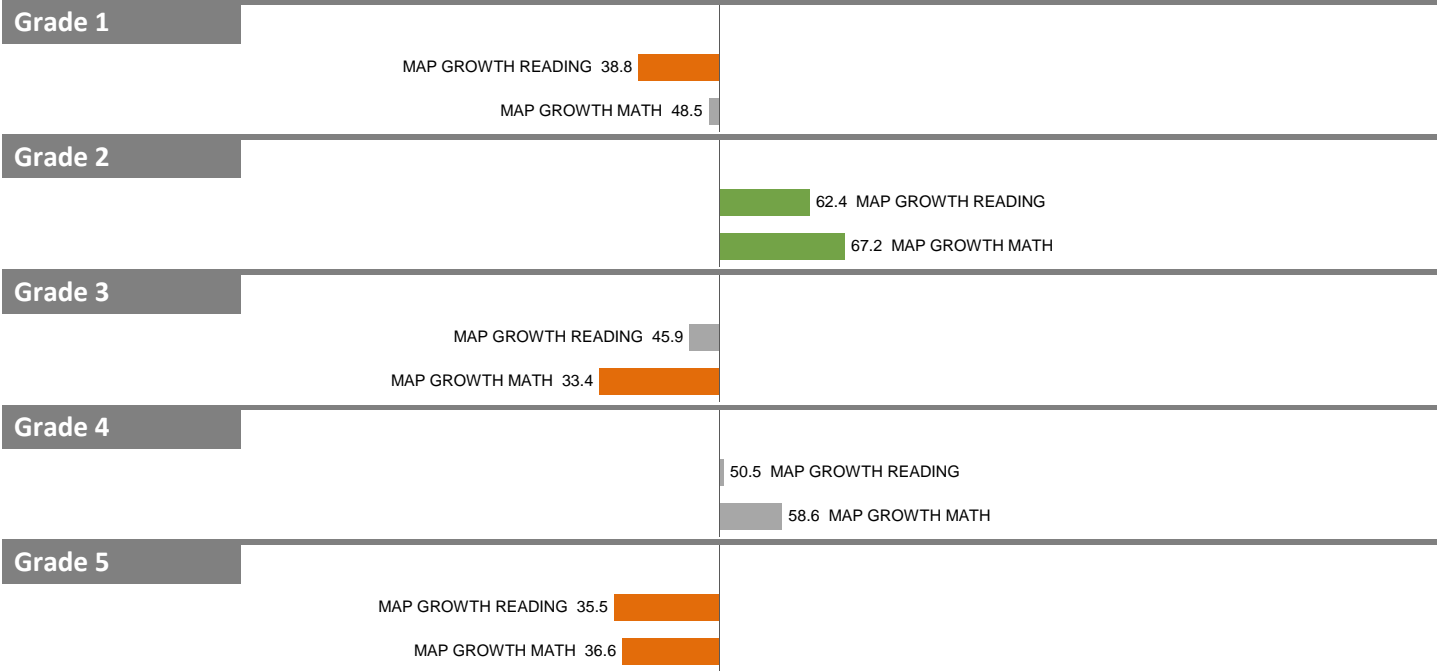
NOTES: "Overall SEI" has average 50 and standard deviation 5; an "average" overall SEI is 45 to 55. Component SEIs (e.g. Grade 5 STAAR Reading, PSAT Math) each have average 50 and standard deviation 10; an "average" component SEI is 40 to 60. Component SEIs are computed only if at least eight test results are available.

2023-24 School Effectiveness Index (SEI) Detail


157-HOGG NEW TECH CENTER

Overall SEI: 50.5

MAP Growth



STAAR




NOTES: "Overall SEI" has average 50 and standard deviation 5; an "average" overall SEI is 45 to 55. Component SEIs (e.g. Grade 5 STAAR Reading, PSAT Math) each have average 50 and standard deviation 10; an "average" component SEI is 40 to 60. Component SEIs are computed only if at least eight test results are available.

2023-24 School Effectiveness Index (SEI) Detail

158-LIDA HOOE ELEMENTARY SCHOOL

Overall SEI: 43.7




NOTES: "Overall SEI" has average 50 and standard deviation 5; an "average" overall SEI is 45 to 55. Component SEIs (e.g. Grade 5 STAAR Reading, PSAT Math) each have average 50 and standard deviation 10; an "average" component SEI is 40 to 60. Component SEIs are computed only if at least eight test results are available.

2023-24 School Effectiveness Index (SEI) Detail

161-SYLIVIA MENDEZ (CREW) LEADERSHIP ACADEMY

Overall SEI: 58.6




NOTES: "Overall SEI" has average 50 and standard deviation 5; an "average" overall SEI is 45 to 55. Component SEIs (e.g. Grade 5 STAAR Reading, PSAT Math) each have average 50 and standard deviation 10; an "average" component SEI is 40 to 60. Component SEIs are computed only if at least eight test results are available.

2023-24 School Effectiveness Index (SEI) Detail

162-MOCKINGBIRD ELEMENTARY SCHOOL

Overall SEI: 52.0

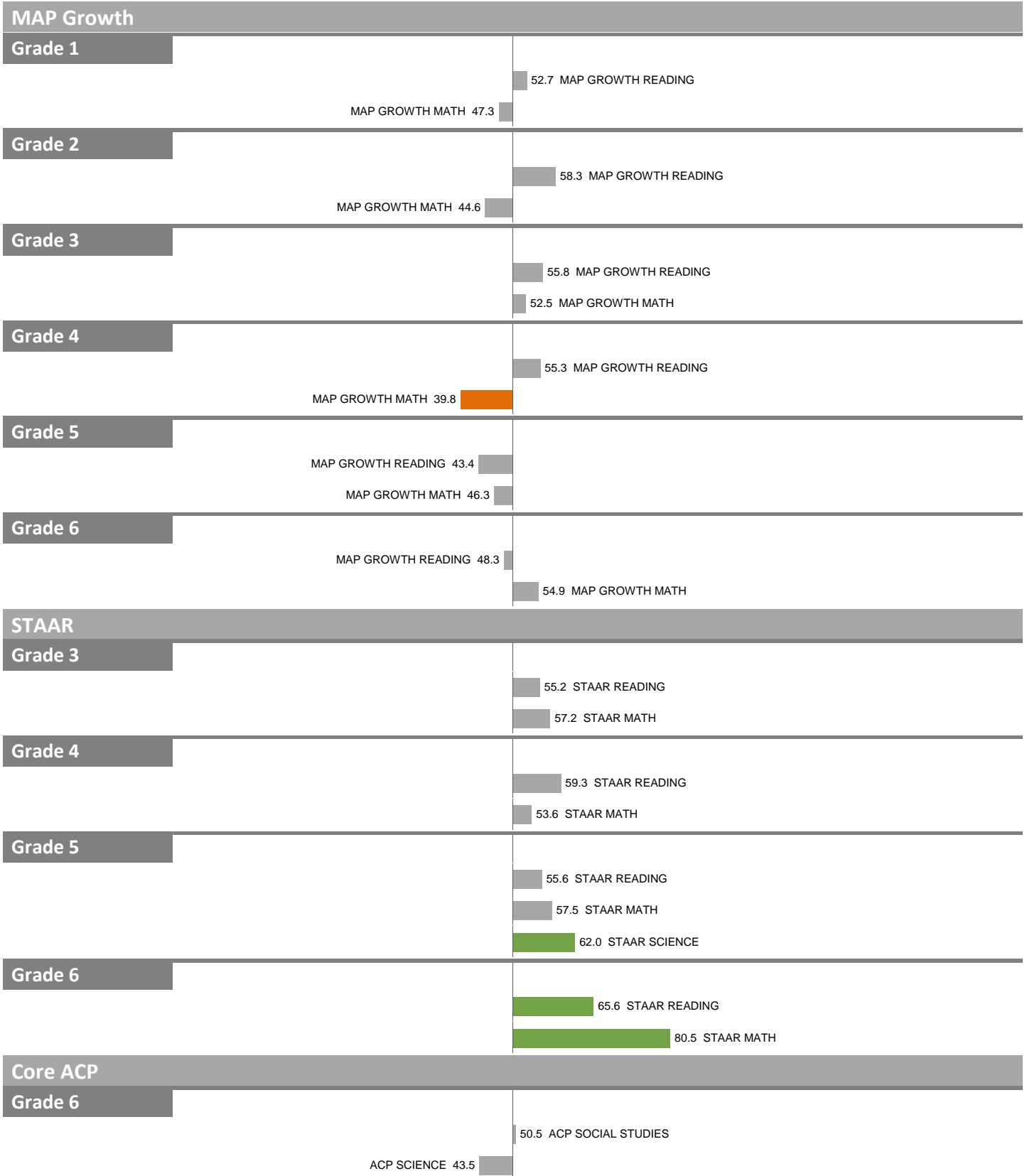


NOTES: "Overall SEI" has average 50 and standard deviation 5; an "average" overall SEI is 45 to 55. Component SEIs (e.g. Grade 5 STAAR Reading, PSAT Math) each have average 50 and standard deviation 10; an "average" component SEI is 40 to 60. Component SEIs are computed only if at least eight test results are available.

2023-24 School Effectiveness Index (SEI) Detail

163—CEDAR CREST ELEMENTARY SCHOOL

Overall SEI: 55.2



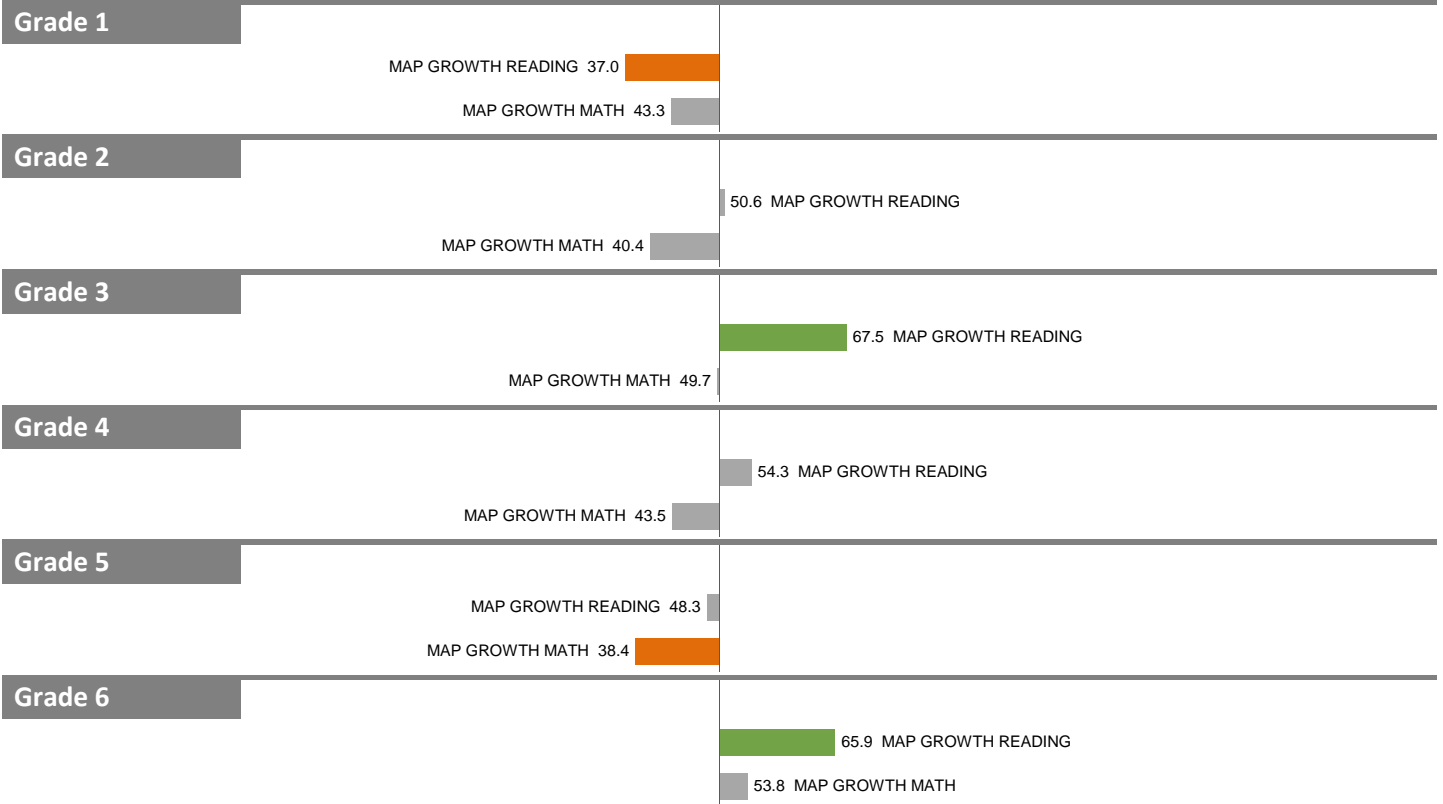
NOTES: "Overall SEI" has average 50 and standard deviation 5; an "average" overall SEI is 45 to 55. Component SEIs (e.g. Grade 5 STAAR Reading, PSAT Math) each have average 50 and standard deviation 10; an "average" component SEI is 40 to 60. Component SEIs are computed only if at least eight test results are available.

2023-24 School Effectiveness Index (SEI) Detail


164-ANSON JONES ELEMENTARY SCHOOL

Overall SEI: 49.4


MAP Growth



STAAR



Core ACP



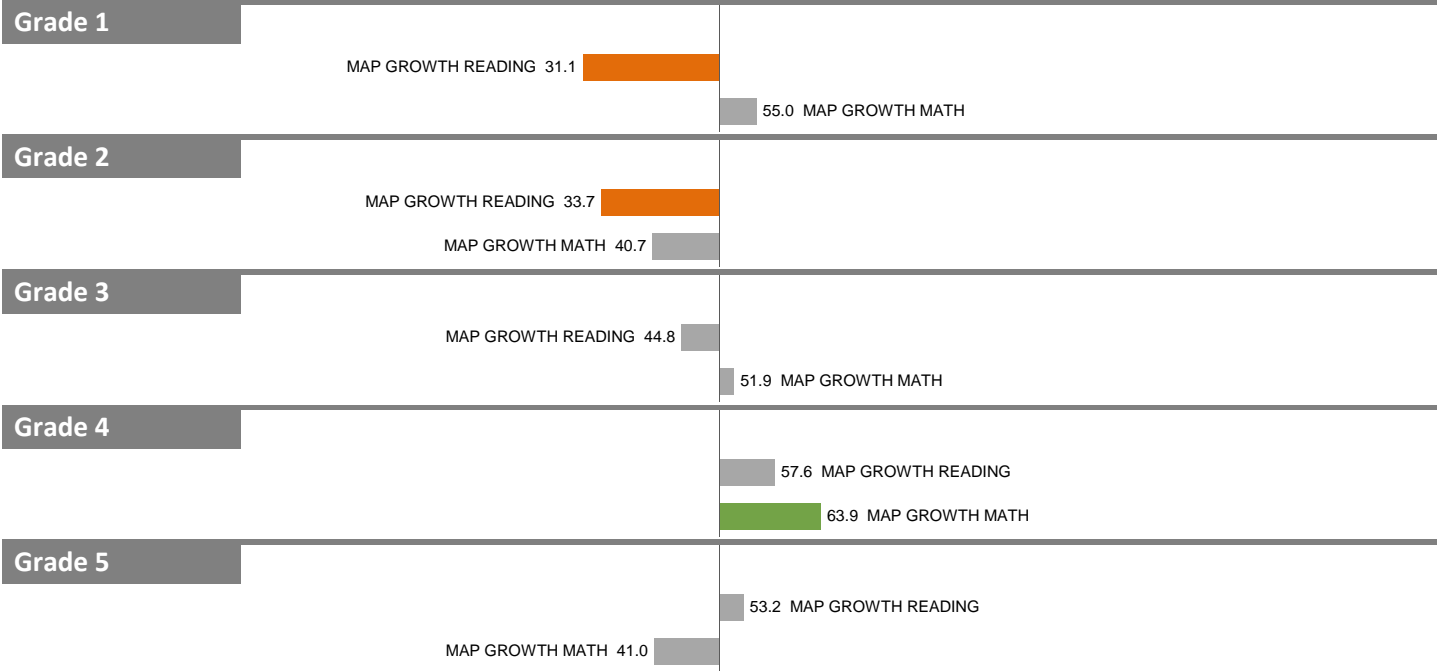
NOTES: "Overall SEI" has average 50 and standard deviation 5; an "average" overall SEI is 45 to 55. Component SEIs (e.g. Grade 5 STAAR Reading, PSAT Math) each have average 50 and standard deviation 10; an "average" component SEI is 40 to 60. Component SEIs are computed only if at least eight test results are available.

2023-24 School Effectiveness Index (SEI) Detail

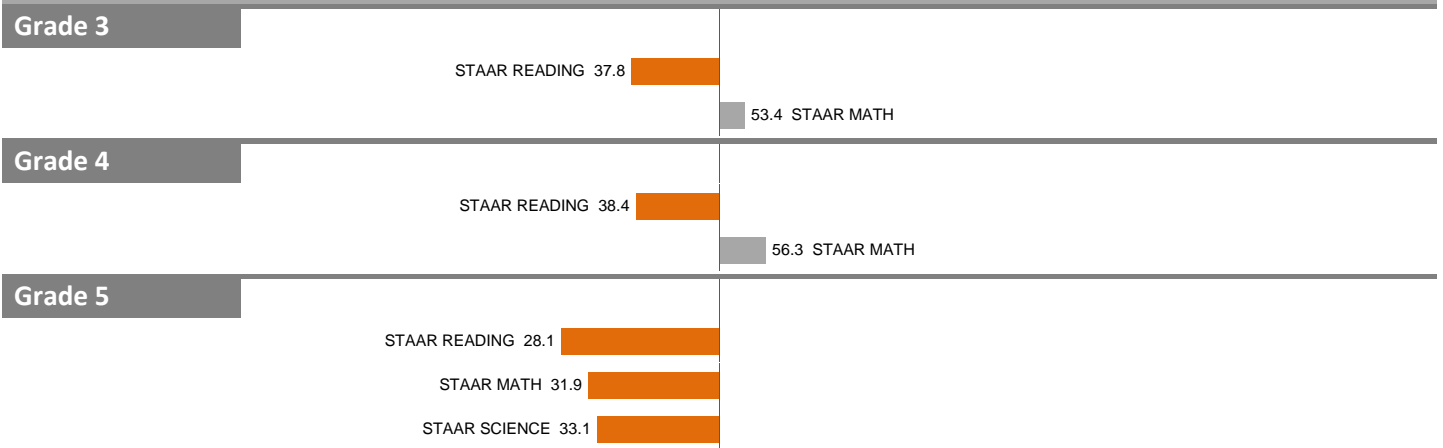
166-EDWIN J. KIEST ELEMENTARY SCHOOL

Overall SEI: 42.3

MAP Growth



STAAR



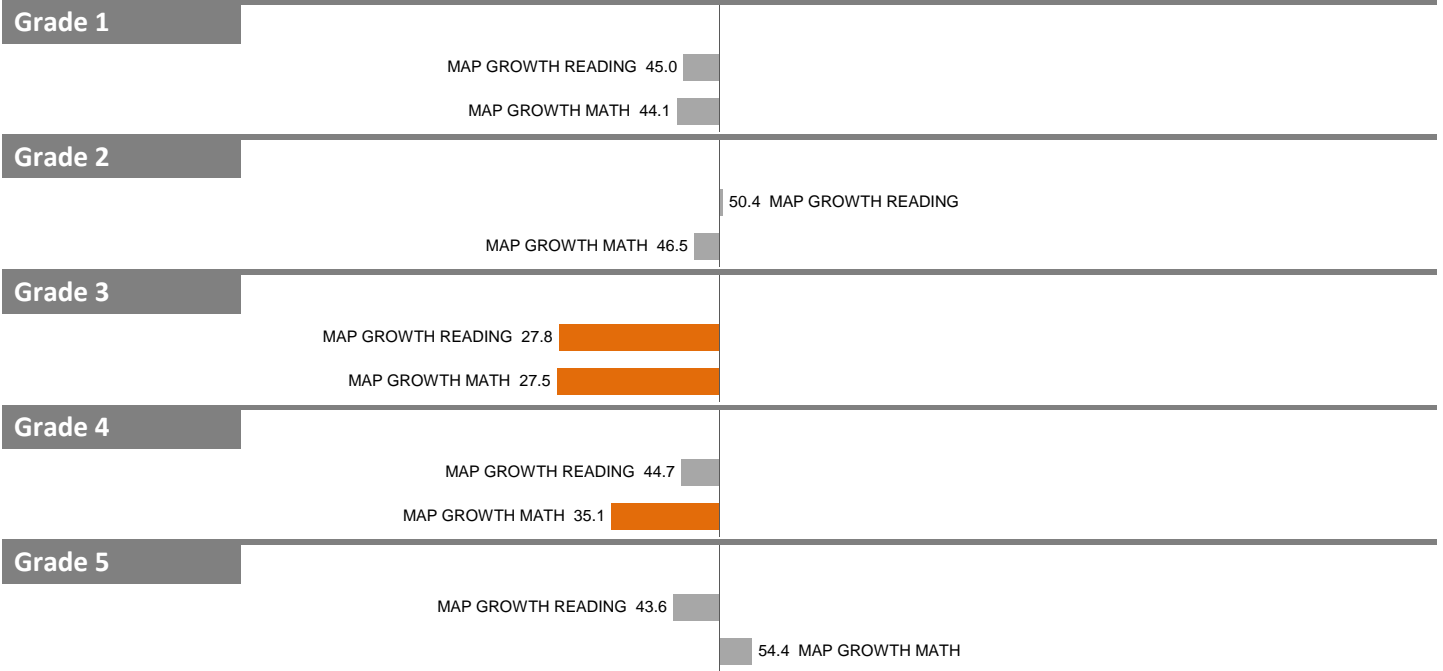
NOTES: "Overall SEI" has average 50 and standard deviation 5; an "average" overall SEI is 45 to 55. Component SEIs (e.g. Grade 5 STAAR Reading, PSAT Math) each have average 50 and standard deviation 10; an "average" component SEI is 40 to 60. Component SEIs are computed only if at least eight test results are available.

2023-24 School Effectiveness Index (SEI) Detail


167-KLEBERG ELEMENTARY SCHOOL

Overall SEI: 40.1

MAP Growth



STAAR



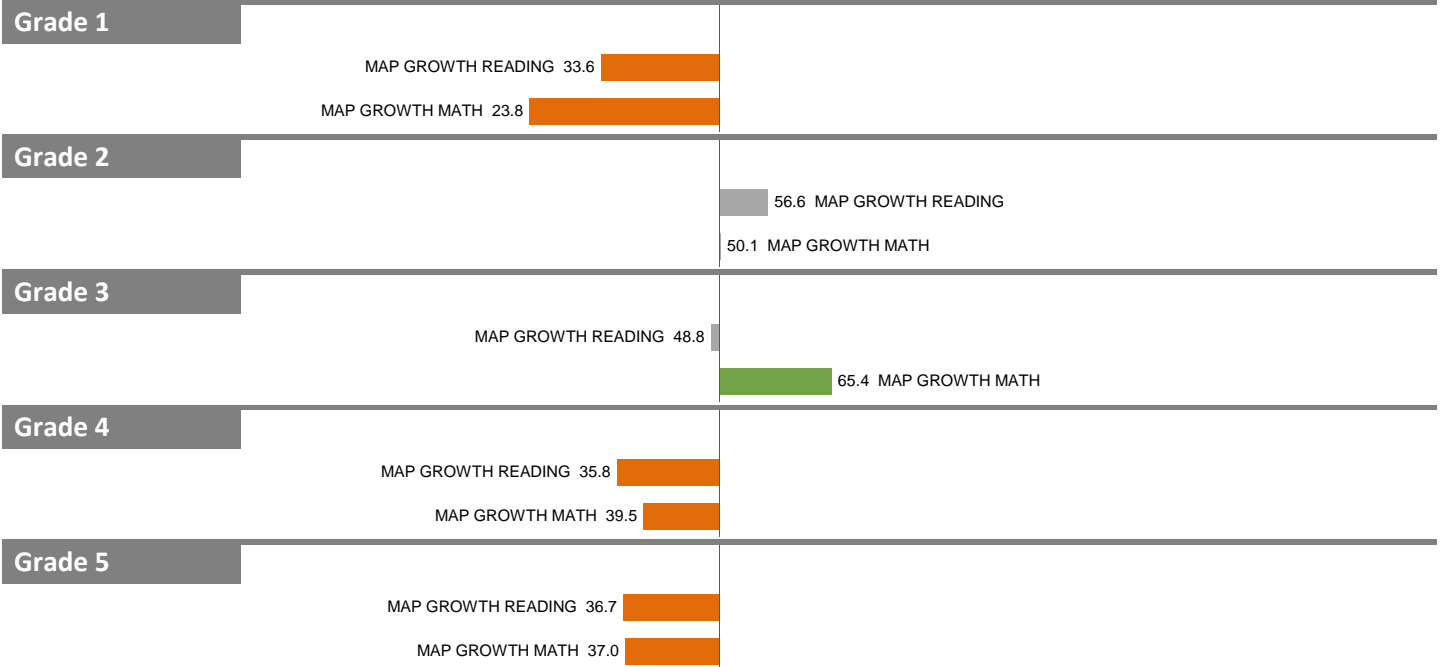
NOTES: "Overall SEI" has average 50 and standard deviation 5; an "average" overall SEI is 45 to 55. Component SEIs (e.g. Grade 5 STAAR Reading, PSAT Math) each have average 50 and standard deviation 10; an "average" component SEI is 40 to 60. Component SEIs are computed only if at least eight test results are available.

2023-24 School Effectiveness Index (SEI) Detail

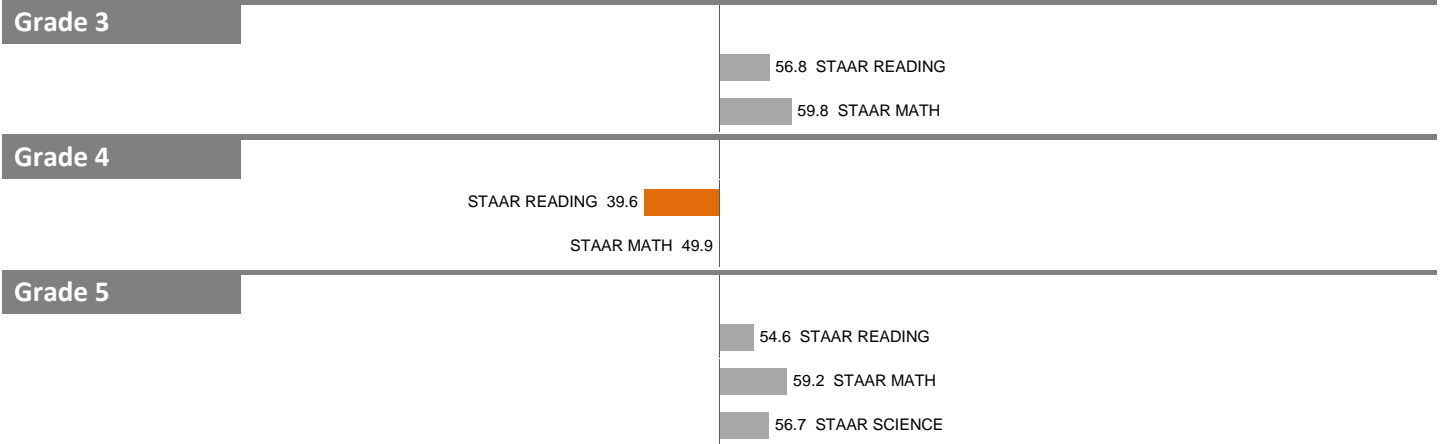
168—OBADIAH KNIGHT ELEMENTARY SCHOOL

Overall SEI: 48.1

MAP Growth



STAAR

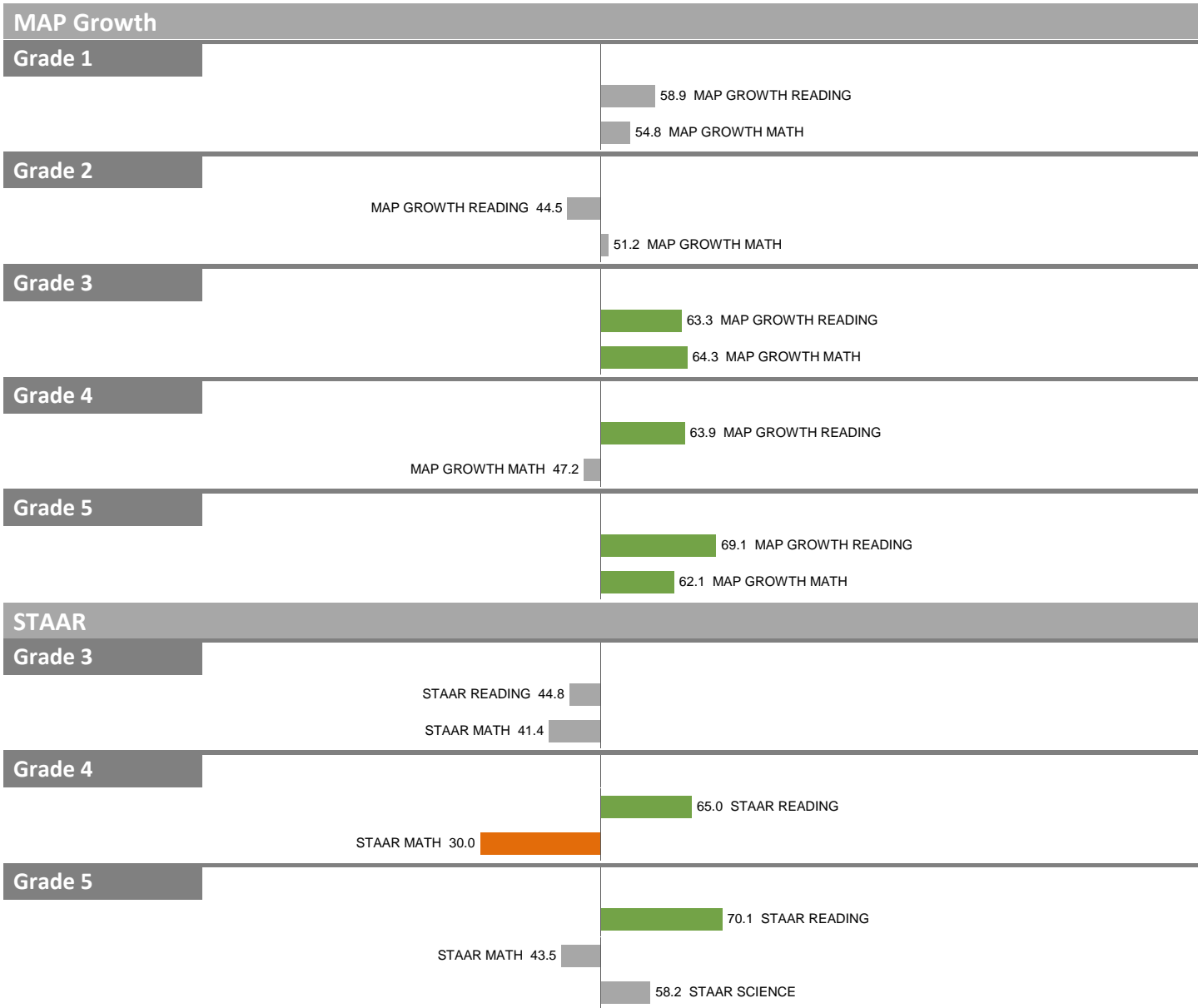


NOTES: "Overall SEI" has average 50 and standard deviation 5; an "average" overall SEI is 45 to 55. Component SEIs (e.g. Grade 5 STAAR Reading, PSAT Math) each have average 50 and standard deviation 10; an "average" component SEI is 40 to 60. Component SEIs are computed only if at least eight test results are available.

2023-24 School Effectiveness Index (SEI) Detail

169-ARTHUR KRAMER ELEMENTARY SCHOOL

Overall SEI: 53.7




NOTES: "Overall SEI" has average 50 and standard deviation 5; an "average" overall SEI is 45 to 55. Component SEIs (e.g. Grade 5 STAAR Reading, PSAT Math) each have average 50 and standard deviation 10; an "average" component SEI is 40 to 60. Component SEIs are computed only if at least eight test results are available.

2023-24 School Effectiveness Index (SEI) Detail

170-RICHARD LAGOW ELEMENTARY SCHOOL

Overall SEI: 47.0




NOTES: "Overall SEI" has average 50 and standard deviation 5; an "average" overall SEI is 45 to 55. Component SEIs (e.g. Grade 5 STAAR Reading, PSAT Math) each have average 50 and standard deviation 10; an "average" component SEI is 40 to 60. Component SEIs are computed only if at least eight test results are available.

2023-24 School Effectiveness Index (SEI) Detail

171-LAKEWOOD ELEMENTARY SCHOOL

Overall SEI: 49.5



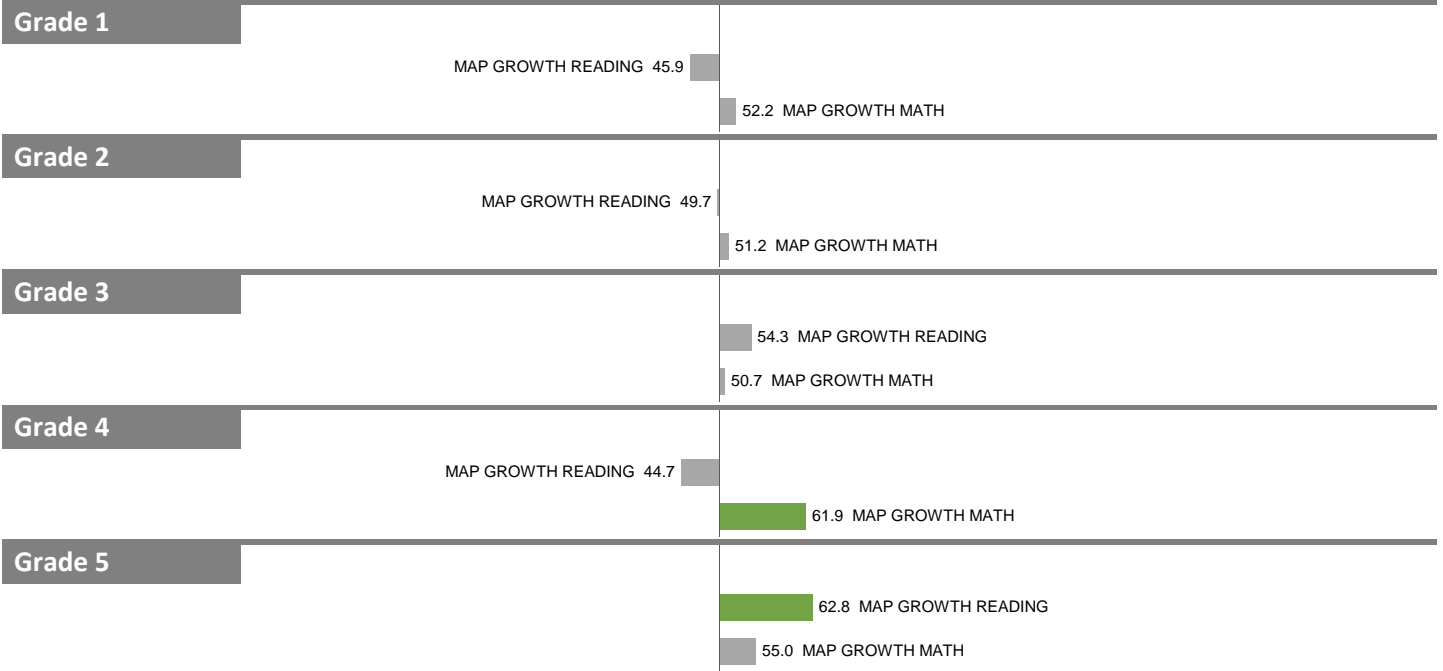
NOTES: "Overall SEI" has average 50 and standard deviation 5; an "average" overall SEI is 45 to 55. Component SEIs (e.g. Grade 5 STAAR Reading, PSAT Math) each have average 50 and standard deviation 10; an "average" component SEI is 40 to 60. Component SEIs are computed only if at least eight test results are available.

2023-24 School Effectiveness Index (SEI) Detail

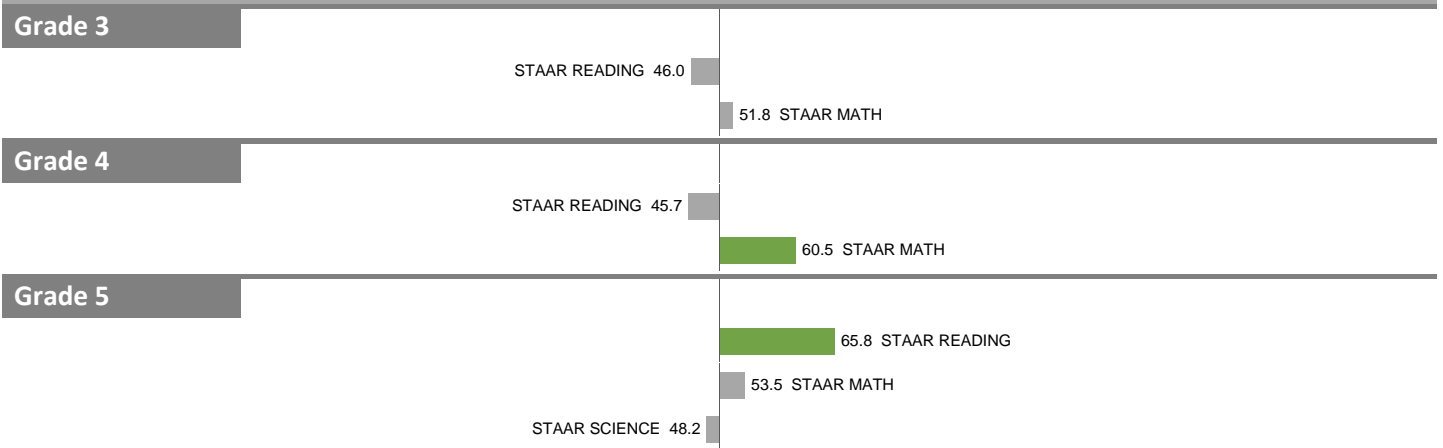
172-JIMMIE TYLER BRASHEAR ELEMENTARY SCHOOL

Overall SEI: 52.8

MAP Growth



STAAR




NOTES: "Overall SEI" has average 50 and standard deviation 5; an "average" overall SEI is 45 to 55. Component SEIs (e.g. Grade 5 STAAR Reading, PSAT Math) each have average 50 and standard deviation 10; an "average" component SEI is 40 to 60. Component SEIs are computed only if at least eight test results are available.

2023-24 School Effectiveness Index (SEI) Detail

174-GENEVA HEIGHTS ELEMENTARY SCHOOL

Overall SEI: 45.0

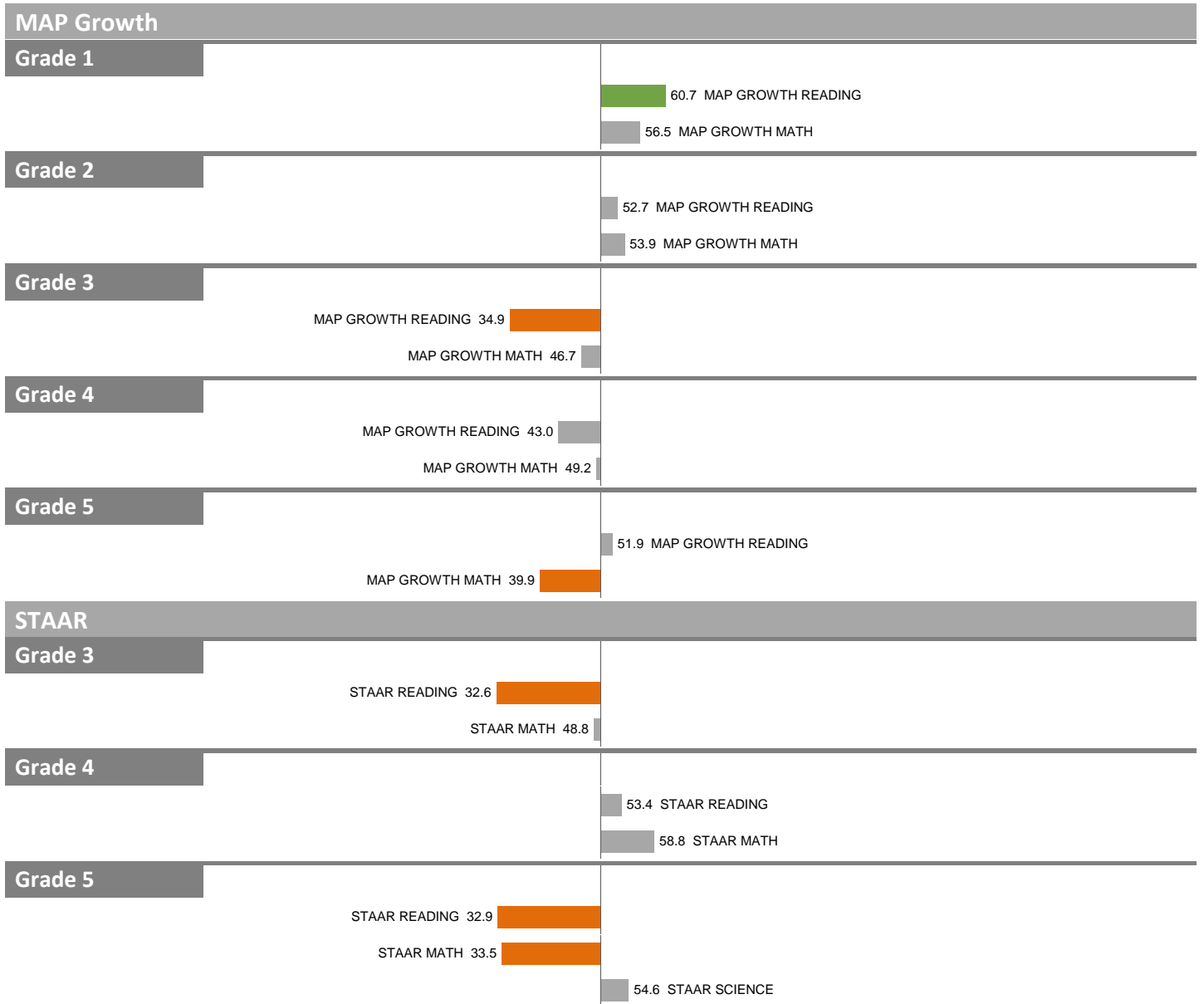


NOTES: "Overall SEI" has average 50 and standard deviation 5; an "average" overall SEI is 45 to 55. Component SEIs (e.g. Grade 5 STAAR Reading, PSAT Math) each have average 50 and standard deviation 10; an "average" component SEI is 40 to 60. Component SEIs are computed only if at least eight test results are available.

2023-24 School Effectiveness Index (SEI) Detail

175-UMPHREY LEE ELEMENTARY SCHOOL

Overall SEI: 48.0

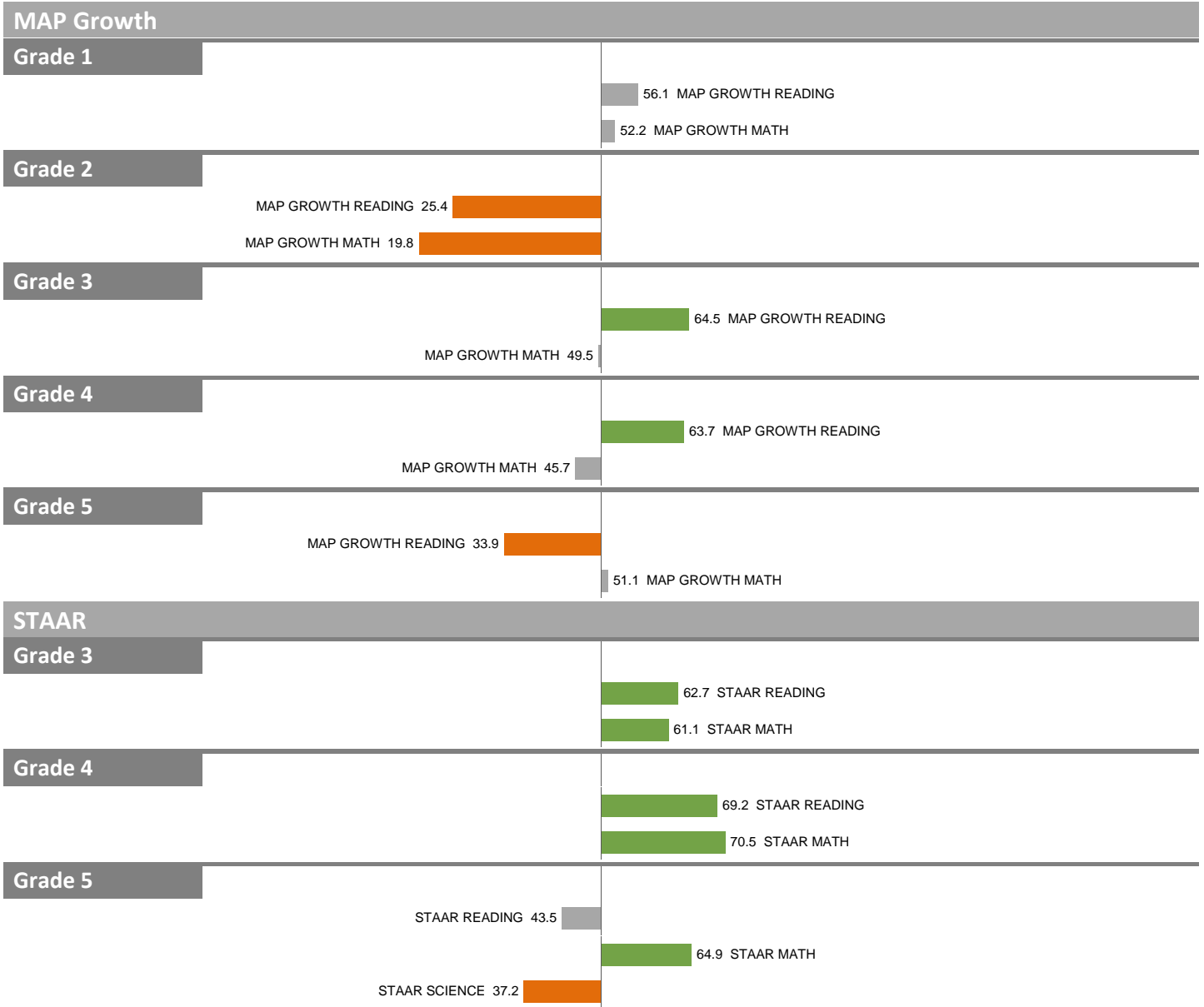


NOTES: "Overall SEI" has average 50 and standard deviation 5; an "average" overall SEI is 45 to 55. Component SEIs (e.g. Grade 5 STAAR Reading, PSAT Math) each have average 50 and standard deviation 10; an "average" component SEI is 40 to 60. Component SEIs are computed only if at least eight test results are available.

2023-24 School Effectiveness Index (SEI) Detail

176-JACK LOWE, SR. ELEMENTARY SCHOOL

Overall SEI: 51.4




NOTES: "Overall SEI" has average 50 and standard deviation 5; an "average" overall SEI is 45 to 55. Component SEIs (e.g. Grade 5 STAAR Reading, PSAT Math) each have average 50 and standard deviation 10; an "average" component SEI is 40 to 60. Component SEIs are computed only if at least eight test results are available.

2023-24 School Effectiveness Index (SEI) Detail

177-WILLIAM LIPSCOMB ELEMENTARY SCHOOL

Overall SEI: 50.5



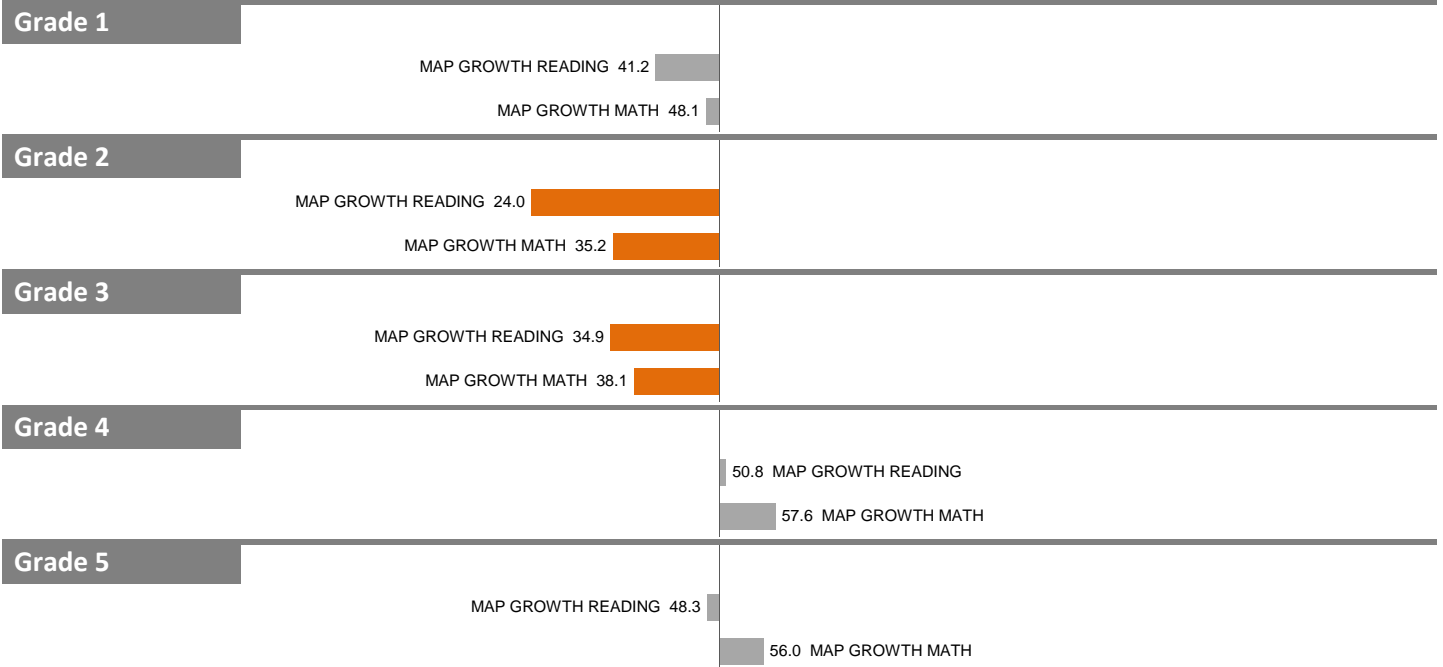
NOTES: "Overall SEI" has average 50 and standard deviation 5; an "average" overall SEI is 45 to 55. Component SEIs (e.g. Grade 5 STAAR Reading, PSAT Math) each have average 50 and standard deviation 10; an "average" component SEI is 40 to 60. Component SEIs are computed only if at least eight test results are available.

2023-24 School Effectiveness Index (SEI) Detail

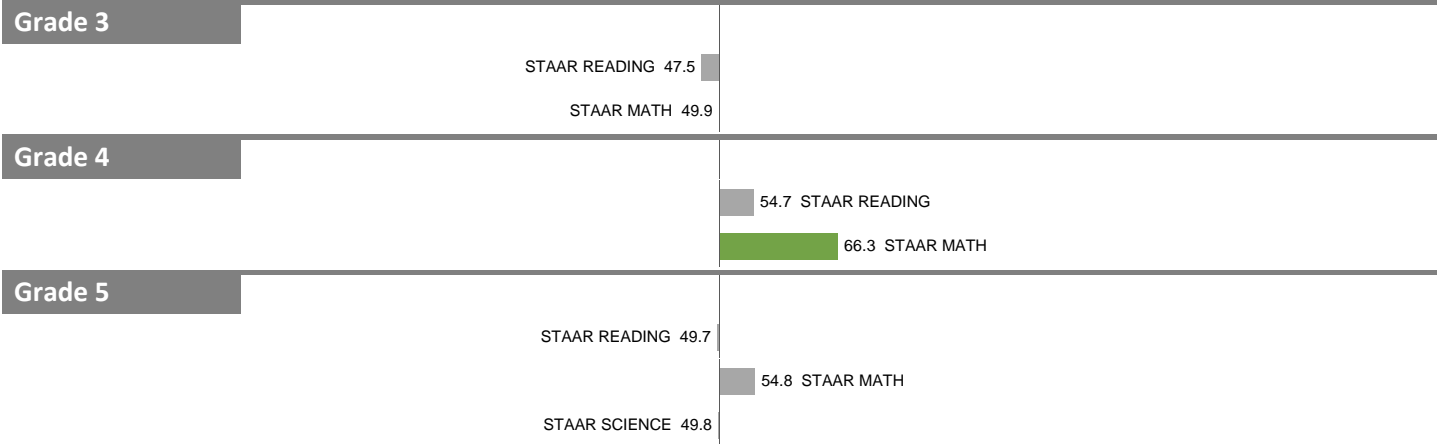
178-H.I. HOLLAND ELEMENTARY SCHOOL AT LISBON

Overall SEI: 47.4

MAP Growth



STAAR




NOTES: "Overall SEI" has average 50 and standard deviation 5; an "average" overall SEI is 45 to 55. Component SEIs (e.g. Grade 5 STAAR Reading, PSAT Math) each have average 50 and standard deviation 10; an "average" component SEI is 40 to 60. Component SEIs are computed only if at least eight test results are available.

2023-24 School Effectiveness Index (SEI) Detail

180-B.H. MACON ELEMENTARY SCHOOL

Overall SEI: 44.3



NOTES: "Overall SEI" has average 50 and standard deviation 5; an "average" overall SEI is 45 to 55. Component SEIs (e.g. Grade 5 STAAR Reading, PSAT Math) each have average 50 and standard deviation 10; an "average" component SEI is 40 to 60. Component SEIs are computed only if at least eight test results are available.

2023-24 School Effectiveness Index (SEI) Detail

181-MAPLE LAWN ELEMENTARY SCHOOL

Overall SEI: 57.6

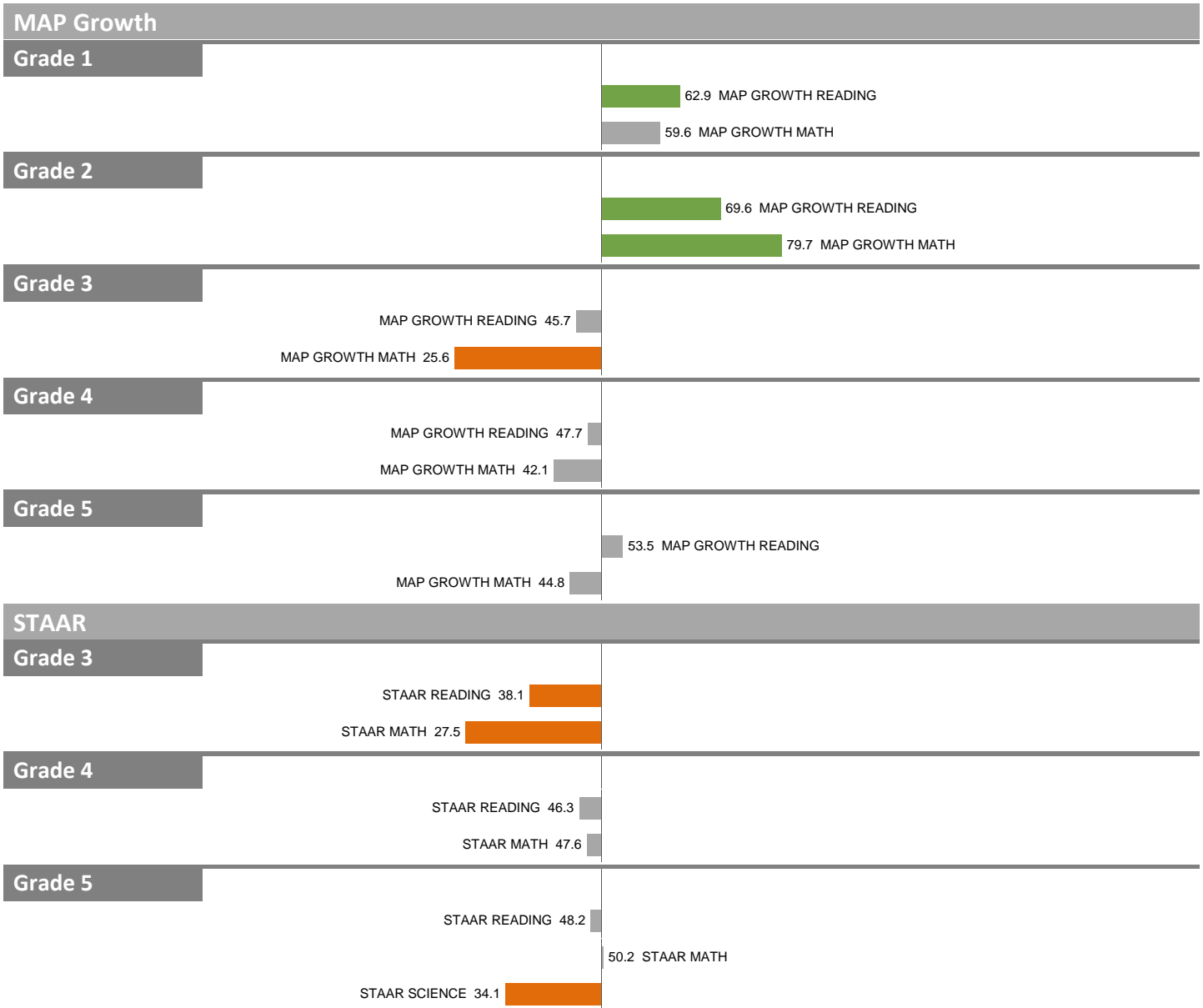
MAP Growth	
Grade 1	59.4 MAP GROWTH READING
	57.0 MAP GROWTH MATH
Grade 2	58.1 MAP GROWTH READING
	71.2 MAP GROWTH MATH
Grade 3	55.0 MAP GROWTH READING
	60.0 MAP GROWTH MATH
Grade 4	57.7 MAP GROWTH READING
	50.4 MAP GROWTH MATH
Grade 5	60.0 MAP GROWTH READING
	51.3 MAP GROWTH MATH
STAAR	
Grade 3	54.9 STAAR READING
	55.6 STAAR MATH
Grade 4	54.3 STAAR READING
	57.1 STAAR MATH
Grade 5	53.9 STAAR READING
	59.4 STAAR MATH
	50.5 STAAR SCIENCE

NOTES: "Overall SEI" has average 50 and standard deviation 5; an "average" overall SEI is 45 to 55. Component SEIs (e.g. Grade 5 STAAR Reading, PSAT Math) each have average 50 and standard deviation 10; an "average" component SEI is 40 to 60. Component SEIs are computed only if at least eight test results are available.

2023-24 School Effectiveness Index (SEI) Detail

182-MARCUS LEADERSHIP ACADEMY

Overall SEI: 49.6




NOTES: "Overall SEI" has average 50 and standard deviation 5; an "average" overall SEI is 45 to 55. Component SEIs (e.g. Grade 5 STAAR Reading, PSAT Math) each have average 50 and standard deviation 10; an "average" component SEI is 40 to 60. Component SEIs are computed only if at least eight test results are available.

2023-24 School Effectiveness Index (SEI) Detail

183–THOMAS L. MARSALIS ELEMENTARY STEAM ACADEMY

Overall SEI: 54.4



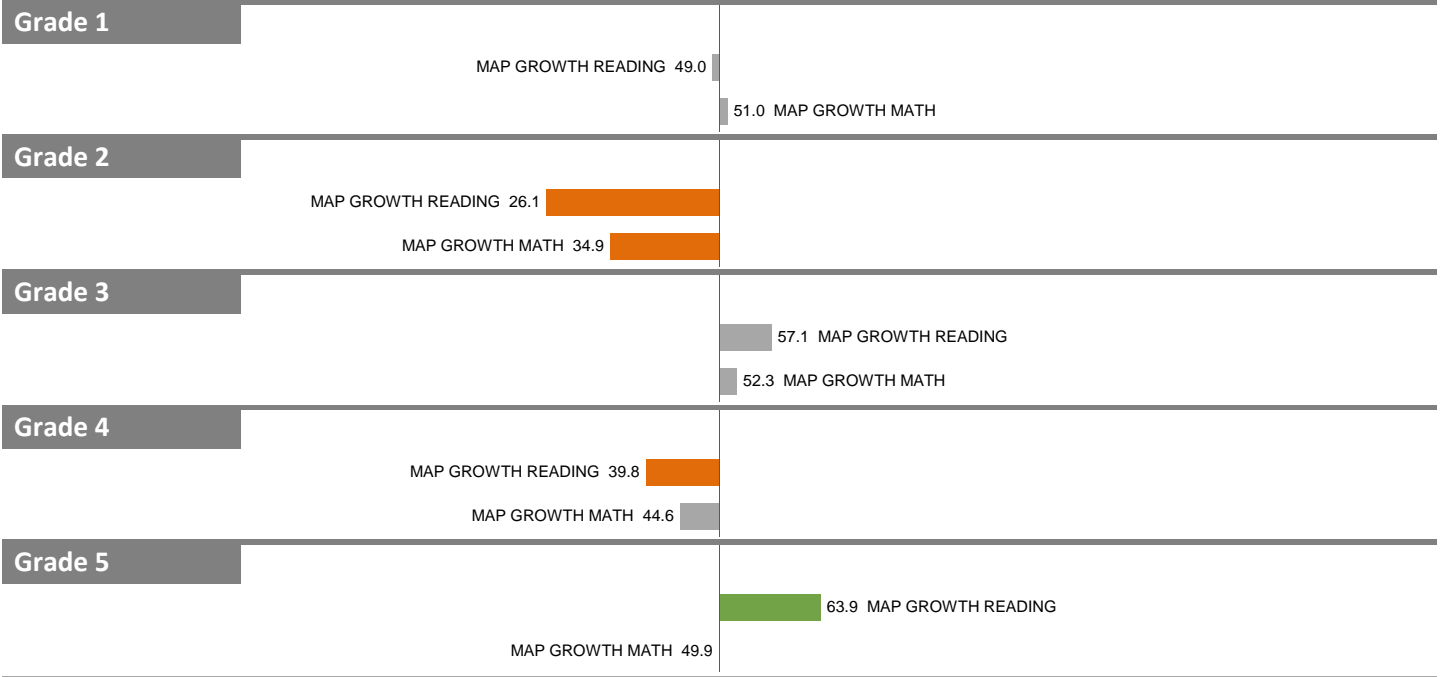
NOTES: "Overall SEI" has average 50 and standard deviation 5; an "average" overall SEI is 45 to 55. Component SEIs (e.g. Grade 5 STAAR Reading, PSAT Math) each have average 50 and standard deviation 10; an "average" component SEI is 40 to 60. Component SEIs are computed only if at least eight test results are available.

2023-24 School Effectiveness Index (SEI) Detail


184-BEN MILAM ELEMENTARY SCHOOL

Overall SEI: 46.9

MAP Growth



STAAR



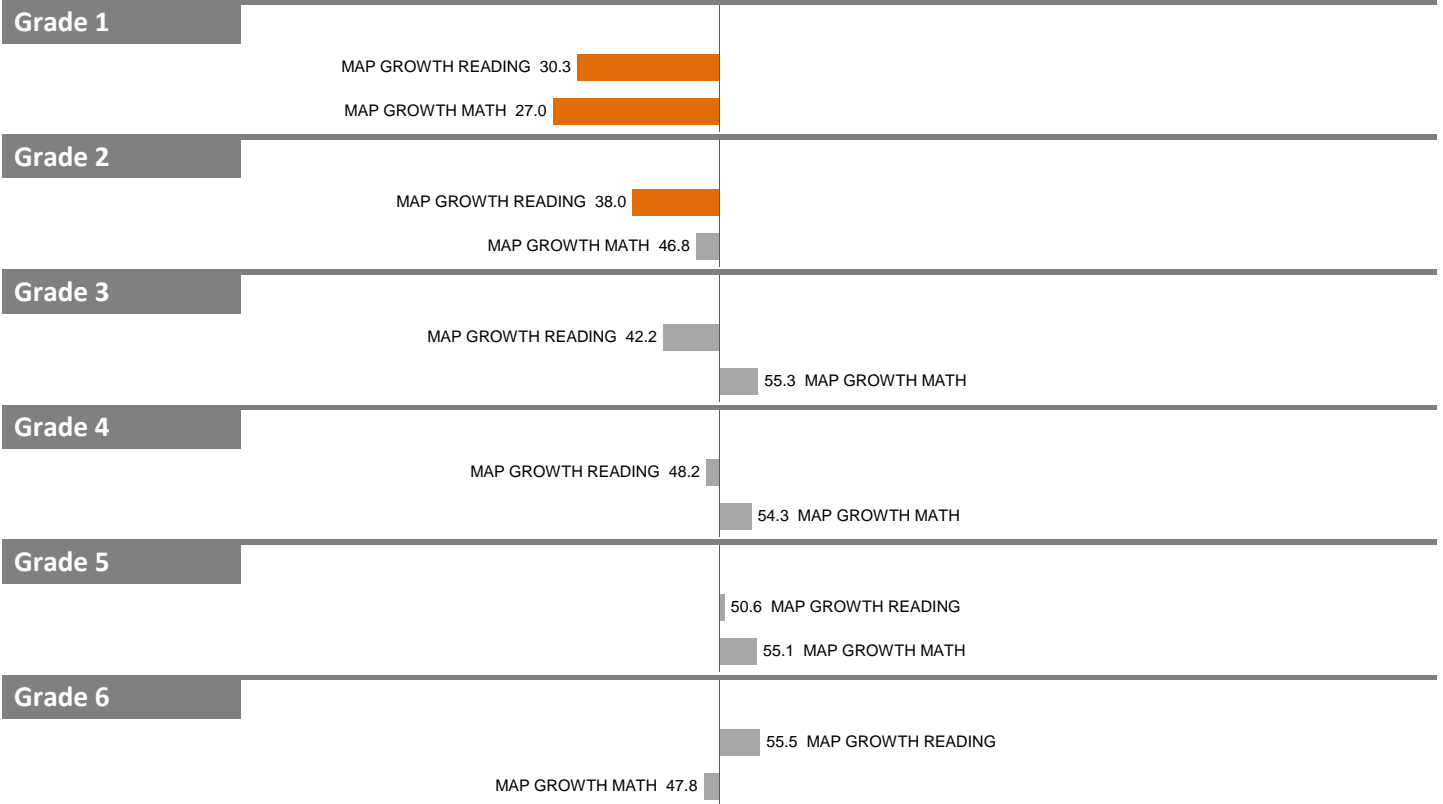
NOTES: "Overall SEI" has average 50 and standard deviation 5; an "average" overall SEI is 45 to 55. Component SEIs (e.g. Grade 5 STAAR Reading, PSAT Math) each have average 50 and standard deviation 10; an "average" component SEI is 40 to 60. Component SEIs are computed only if at least eight test results are available.

2023-24 School Effectiveness Index (SEI) Detail

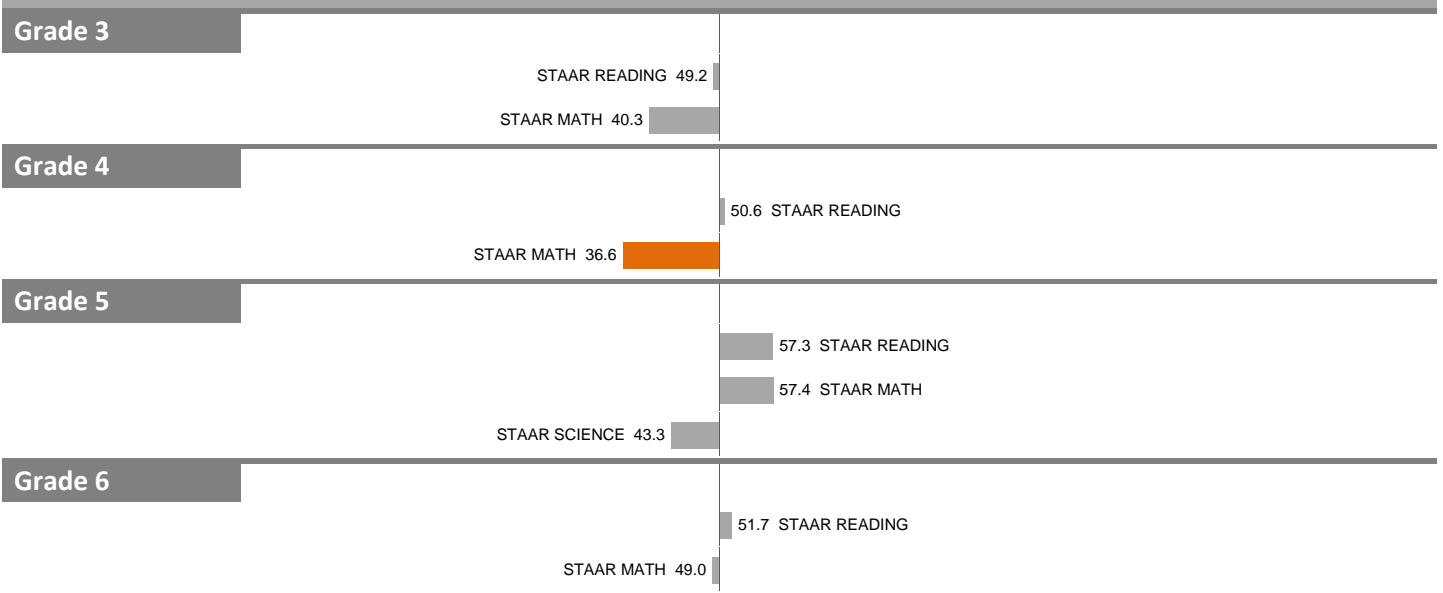
185-WILLIAM B. MILLER ELEMENTARY SCHOOL

Overall SEI: 46.6

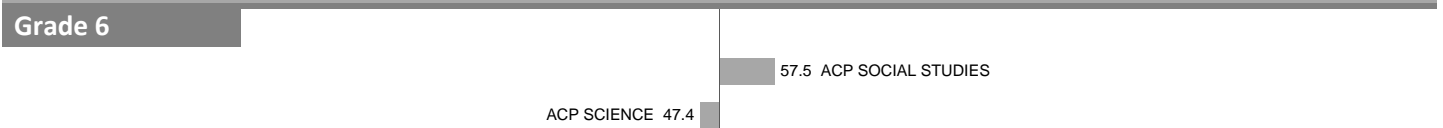
MAP Growth



STAAR



Core ACP



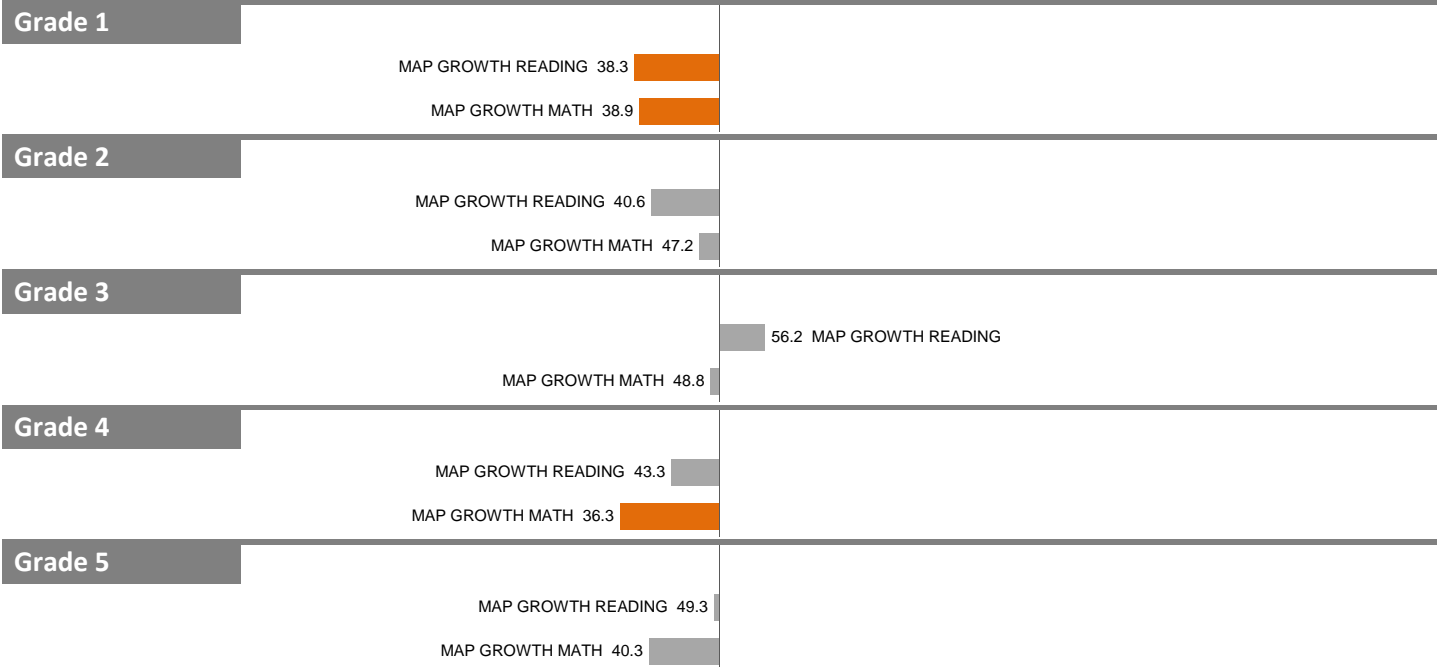
NOTES: "Overall SEI" has average 50 and standard deviation 5; an "average" overall SEI is 45 to 55. Component SEIs (e.g. Grade 5 STAAR Reading, PSAT Math) each have average 50 and standard deviation 10; an "average" component SEI is 40 to 60. Component SEIs are computed only if at least eight test results are available.

2023-24 School Effectiveness Index (SEI) Detail

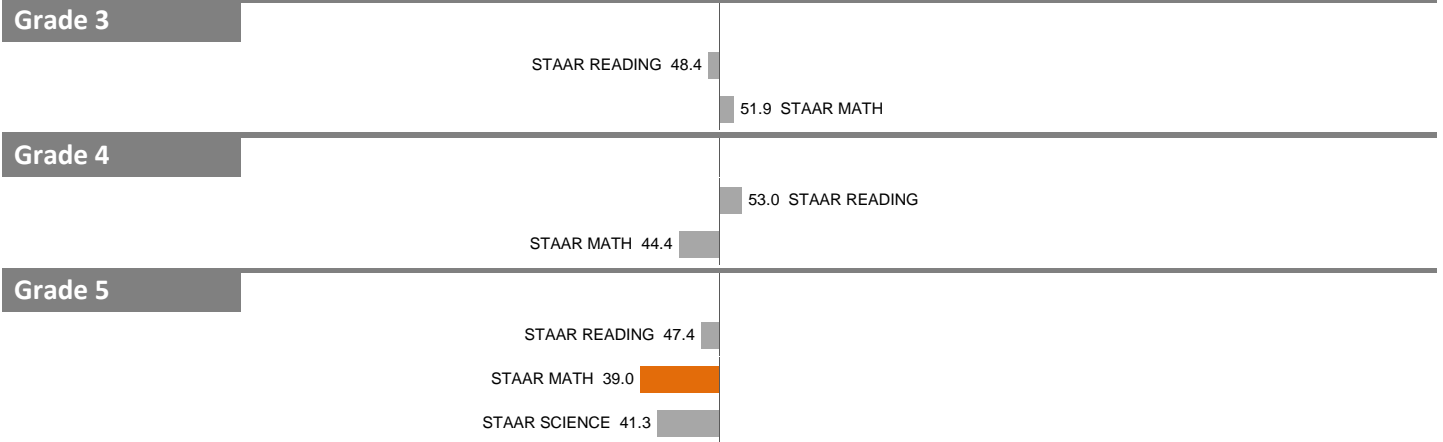
187-NANCY MOSELEY ELEMENTARY SCHOOL

Overall SEI: 44.7

MAP Growth



STAAR



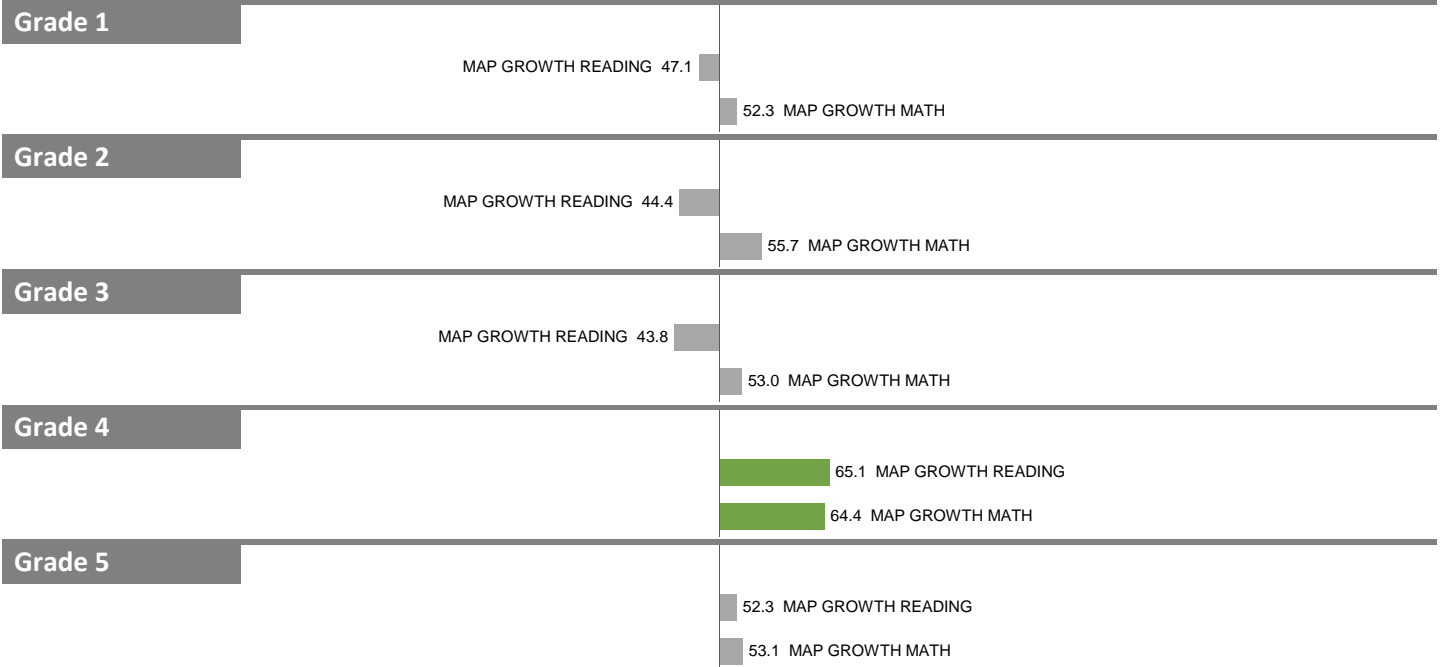
NOTES: "Overall SEI" has average 50 and standard deviation 5; an "average" overall SEI is 45 to 55. Component SEIs (e.g. Grade 5 STAAR Reading, PSAT Math) each have average 50 and standard deviation 10; an "average" component SEI is 40 to 60. Component SEIs are computed only if at least eight test results are available.

2023-24 School Effectiveness Index (SEI) Detail

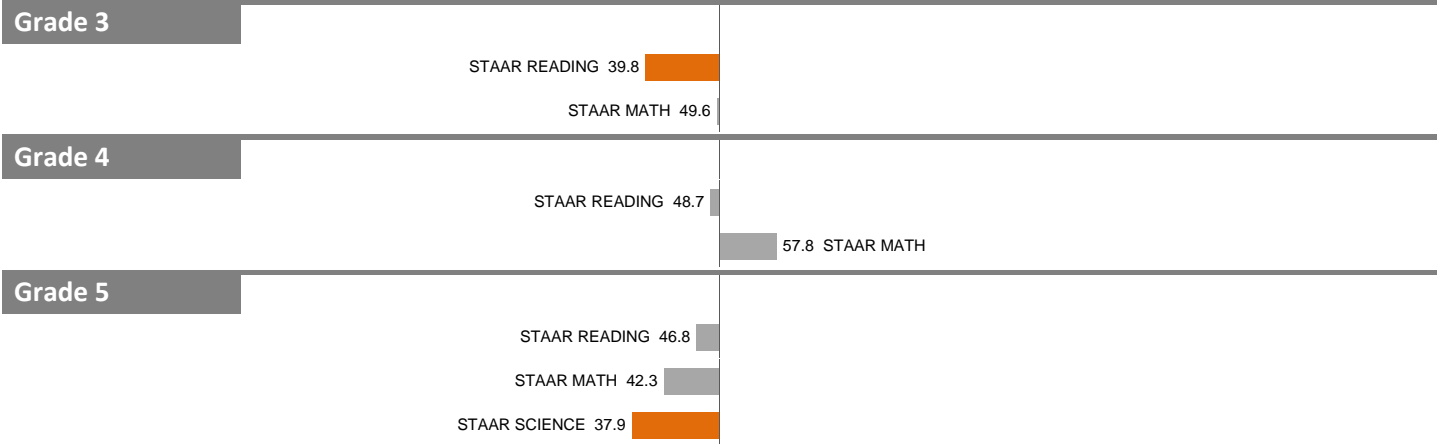
188-MOUNT AUBURN STEAM ACADEMY

Overall SEI: 49.2

MAP Growth



STAAR




NOTES: "Overall SEI" has average 50 and standard deviation 5; an "average" overall SEI is 45 to 55. Component SEIs (e.g. Grade 5 STAAR Reading, PSAT Math) each have average 50 and standard deviation 10; an "average" component SEI is 40 to 60. Component SEIs are computed only if at least eight test results are available.

2023-24 School Effectiveness Index (SEI) Detail


189-CLARA OLIVER ELEMENTARY SCHOOL

Overall SEI: 50.6

MAP Growth



STAAR




NOTES: "Overall SEI" has average 50 and standard deviation 5; an "average" overall SEI is 45 to 55. Component SEIs (e.g. Grade 5 STAAR Reading, PSAT Math) each have average 50 and standard deviation 10; an "average" component SEI is 40 to 60. Component SEIs are computed only if at least eight test results are available.

2023-24 School Effectiveness Index (SEI) Detail

190—GEORGE PEABODY ELEMENTARY SCHOOL

Overall SEI: 55.0



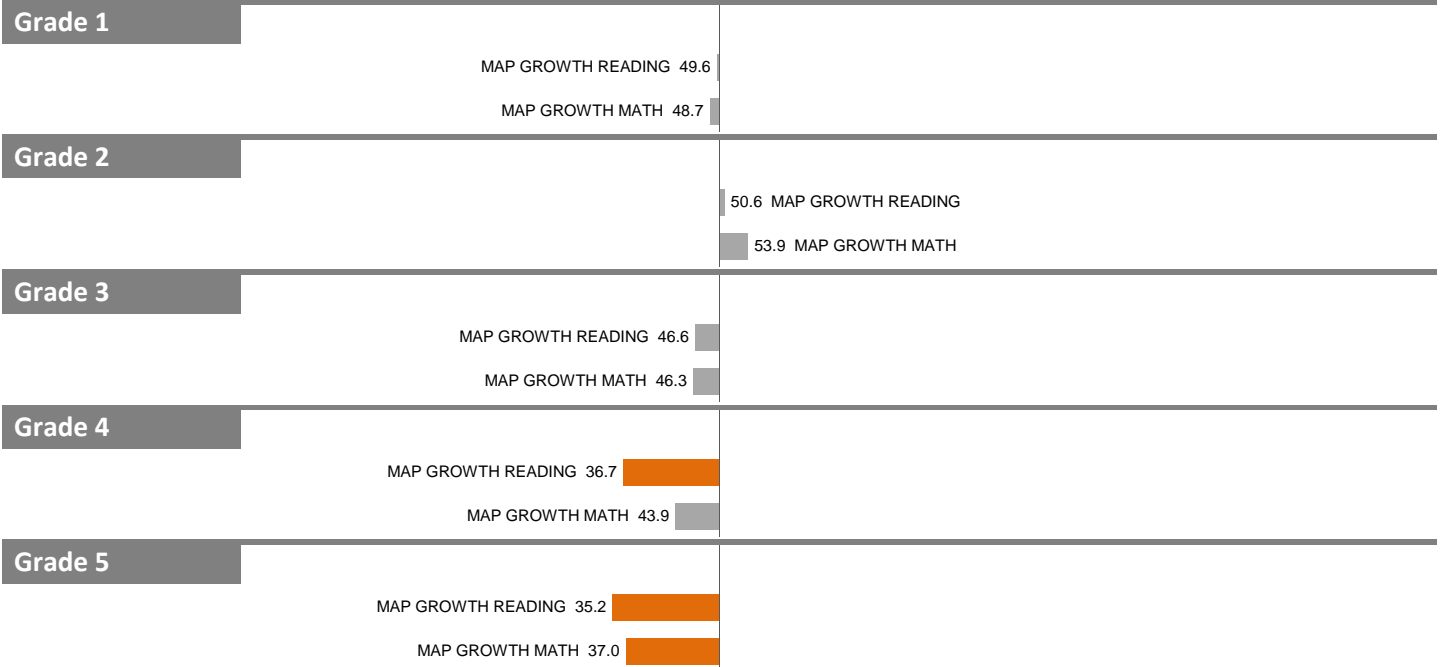
NOTES: "Overall SEI" has average 50 and standard deviation 5; an "average" overall SEI is 45 to 55. Component SEIs (e.g. Grade 5 STAAR Reading, PSAT Math) each have average 50 and standard deviation 10; an "average" component SEI is 40 to 60. Component SEIs are computed only if at least eight test results are available.

2023-24 School Effectiveness Index (SEI) Detail

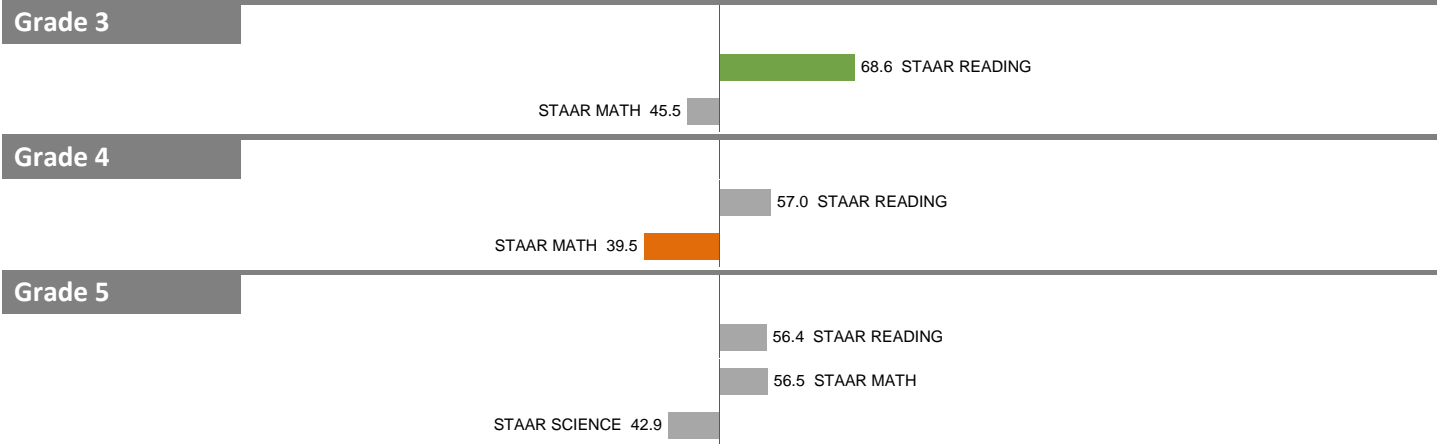
191-ELISHA M. PEASE ELEMENTARY SCHOOL

Overall SEI: 49.5

MAP Growth



STAAR




NOTES: "Overall SEI" has average 50 and standard deviation 5; an "average" overall SEI is 45 to 55. Component SEIs (e.g. Grade 5 STAAR Reading, PSAT Math) each have average 50 and standard deviation 10; an "average" component SEI is 40 to 60. Component SEIs are computed only if at least eight test results are available.

2023-24 School Effectiveness Index (SEI) Detail

192-JOHN F. PEELER ELEMENTARY SCHOOL

Overall SEI: 55.2




NOTES: "Overall SEI" has average 50 and standard deviation 5; an "average" overall SEI is 45 to 55. Component SEIs (e.g. Grade 5 STAAR Reading, PSAT Math) each have average 50 and standard deviation 10; an "average" component SEI is 40 to 60. Component SEIs are computed only if at least eight test results are available.

2023-24 School Effectiveness Index (SEI) Detail

193-JOHN J. PERSHING ELEMENTARY SCHOOL

Overall SEI: 53.1



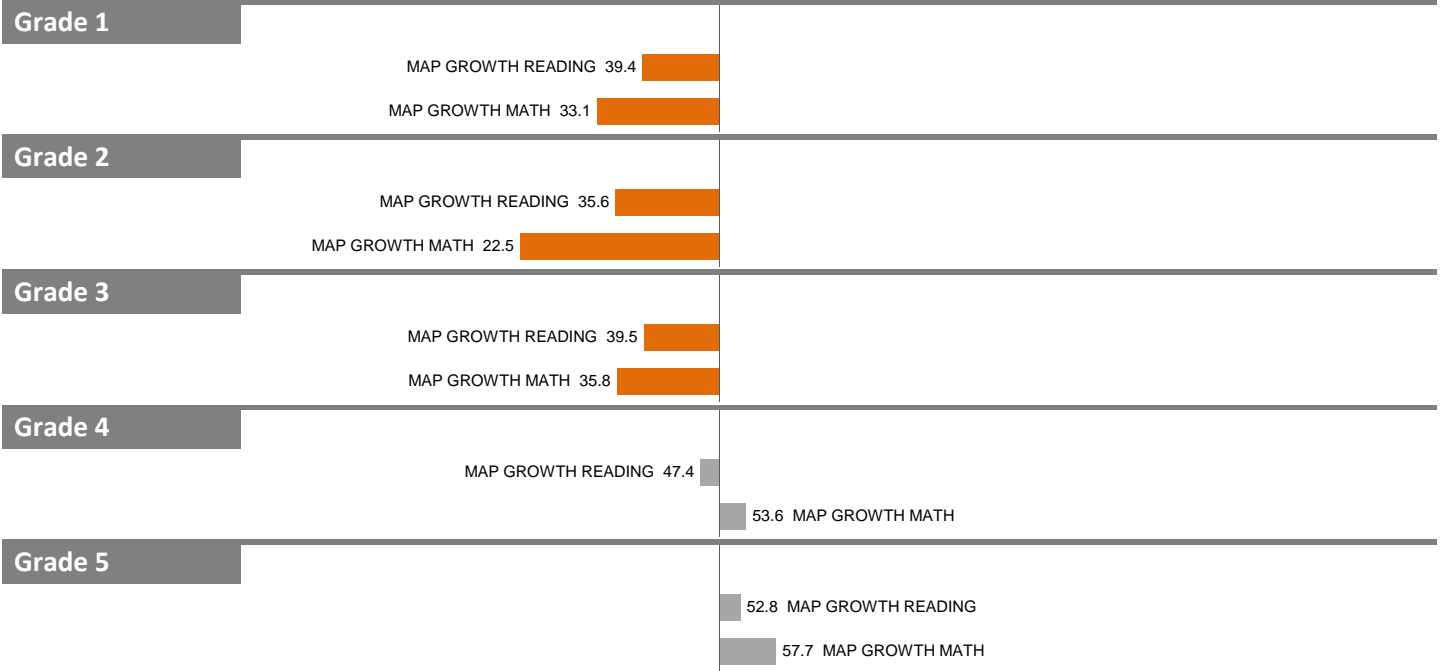
NOTES: "Overall SEI" has average 50 and standard deviation 5; an "average" overall SEI is 45 to 55. Component SEIs (e.g. Grade 5 STAAR Reading, PSAT Math) each have average 50 and standard deviation 10; an "average" component SEI is 40 to 60. Component SEIs are computed only if at least eight test results are available.

2023-24 School Effectiveness Index (SEI) Detail


195-PRESTON HOLLOW ELEMENTARY SCHOOL

Overall SEI: 42.9

MAP Growth



STAAR



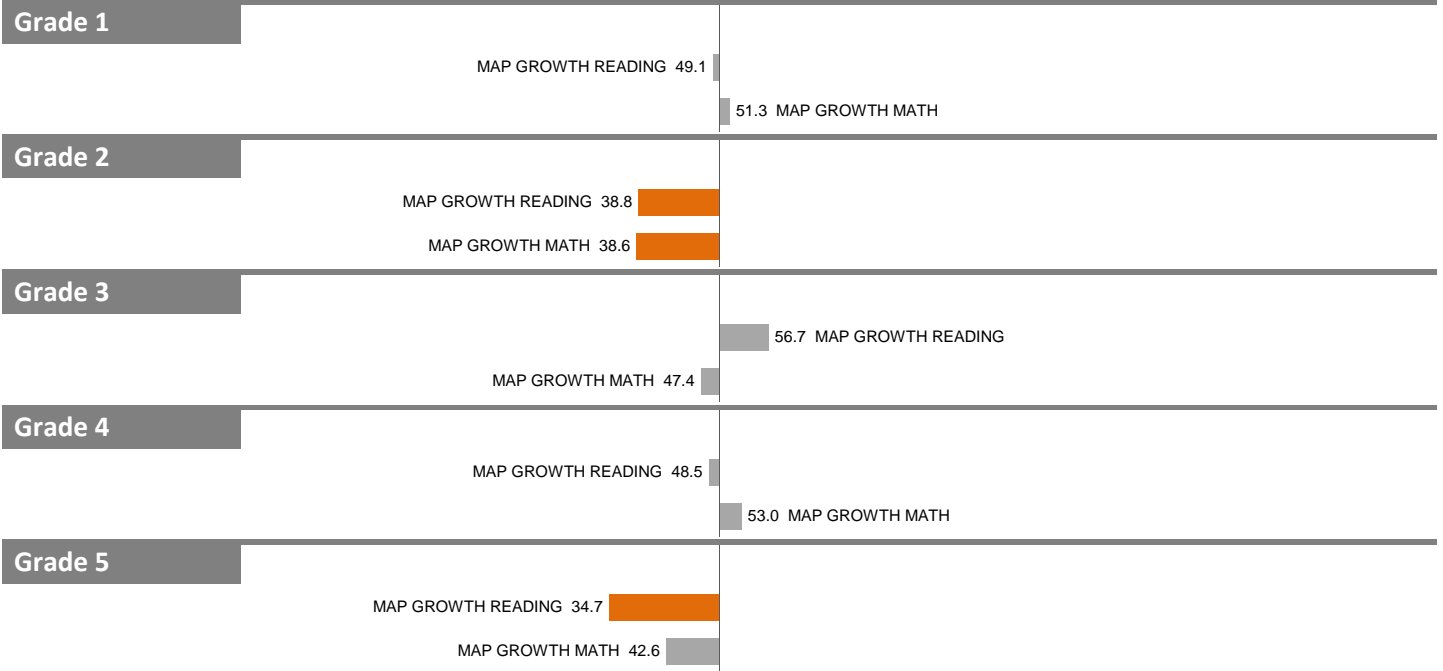
NOTES: "Overall SEI" has average 50 and standard deviation 5; an "average" overall SEI is 45 to 55. Component SEIs (e.g. Grade 5 STAAR Reading, PSAT Math) each have average 50 and standard deviation 10; an "average" component SEI is 40 to 60. Component SEIs are computed only if at least eight test results are available.

2023-24 School Effectiveness Index (SEI) Detail

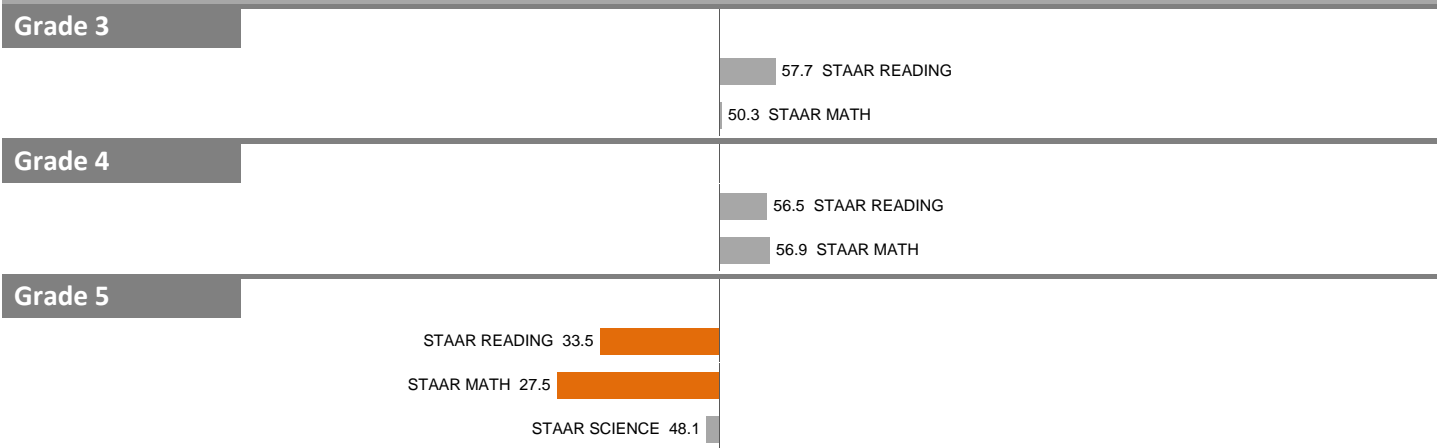
197-BISHOP ARTS STEAM ACADEMY

Overall SEI: 46.3

MAP Growth



STAAR



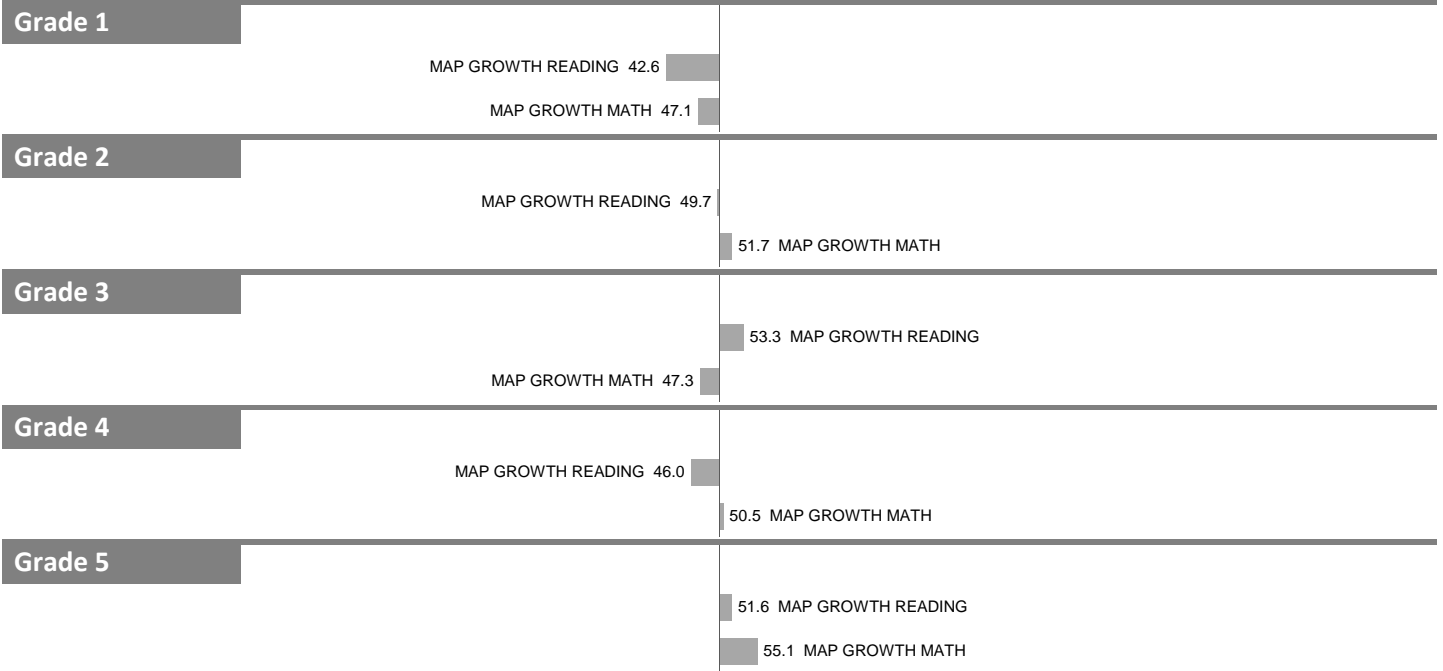
NOTES: "Overall SEI" has average 50 and standard deviation 5; an "average" overall SEI is 45 to 55. Component SEIs (e.g. Grade 5 STAAR Reading, PSAT Math) each have average 50 and standard deviation 10; an "average" component SEI is 40 to 60. Component SEIs are computed only if at least eight test results are available.

2023-24 School Effectiveness Index (SEI) Detail

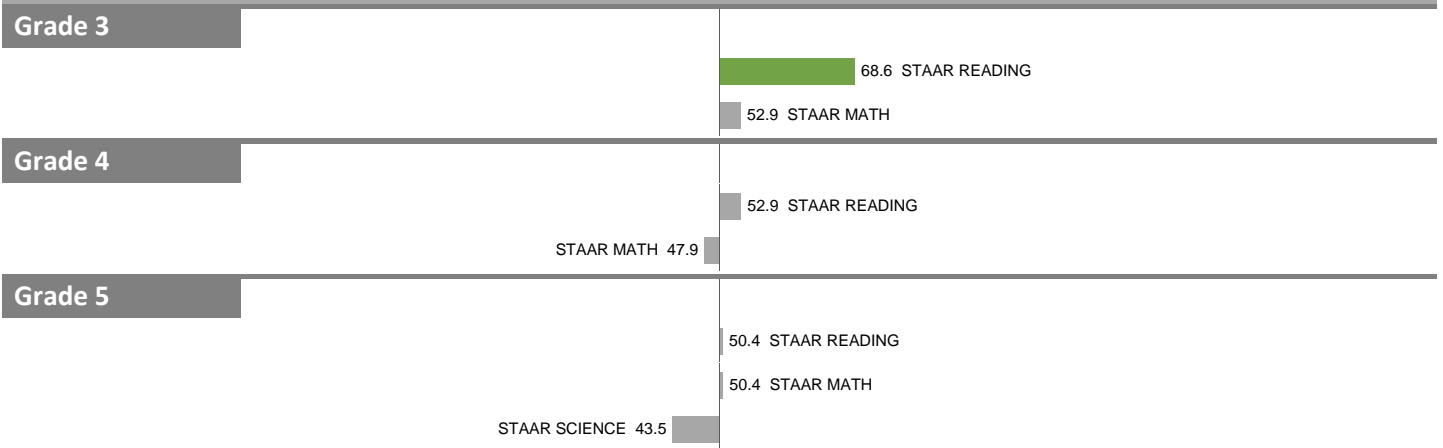
198-MARTHA TURNER REILLY ELEMENTARY SCHOOL

Overall SEI: 50.8

MAP Growth



STAAR



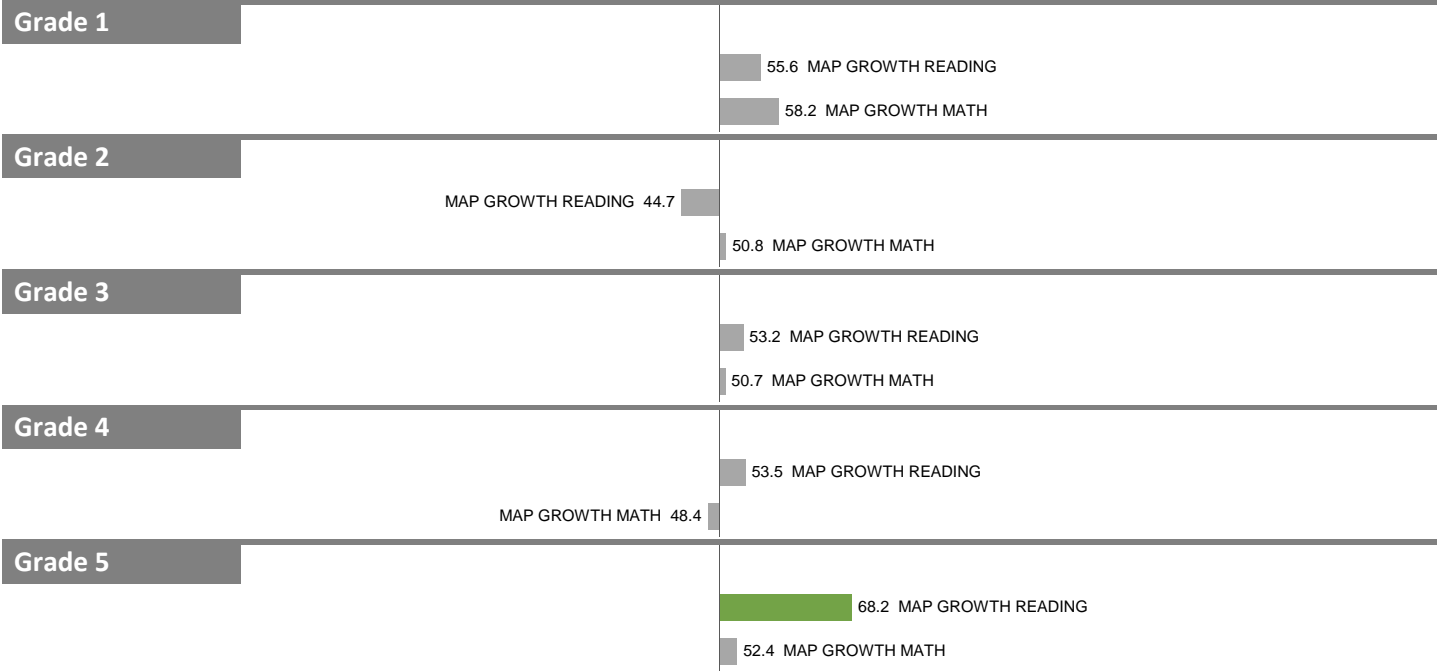
NOTES: "Overall SEI" has average 50 and standard deviation 5; an "average" overall SEI is 45 to 55. Component SEIs (e.g. Grade 5 STAAR Reading, PSAT Math) each have average 50 and standard deviation 10; an "average" component SEI is 40 to 60. Component SEIs are computed only if at least eight test results are available.

2023-24 School Effectiveness Index (SEI) Detail


199-REINHARDT ELEMENTARY SCHOOL

Overall SEI: 50.6

MAP Growth



STAAR



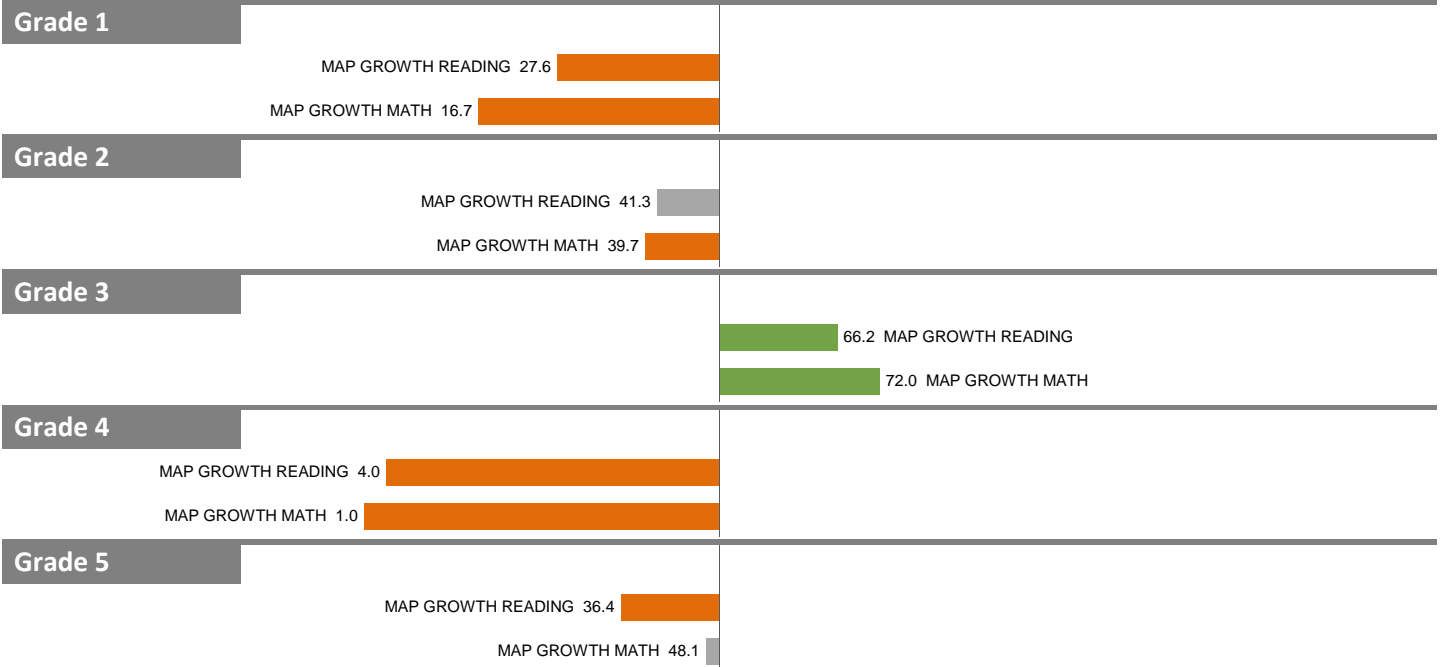
NOTES: "Overall SEI" has average 50 and standard deviation 5; an "average" overall SEI is 45 to 55. Component SEIs (e.g. Grade 5 STAAR Reading, PSAT Math) each have average 50 and standard deviation 10; an "average" component SEI is 40 to 60. Component SEIs are computed only if at least eight test results are available.

2023-24 School Effectiveness Index (SEI) Detail


201-CHARLES RICE LEARNING CENTER

Overall SEI: 51.8

MAP Growth



STAAR



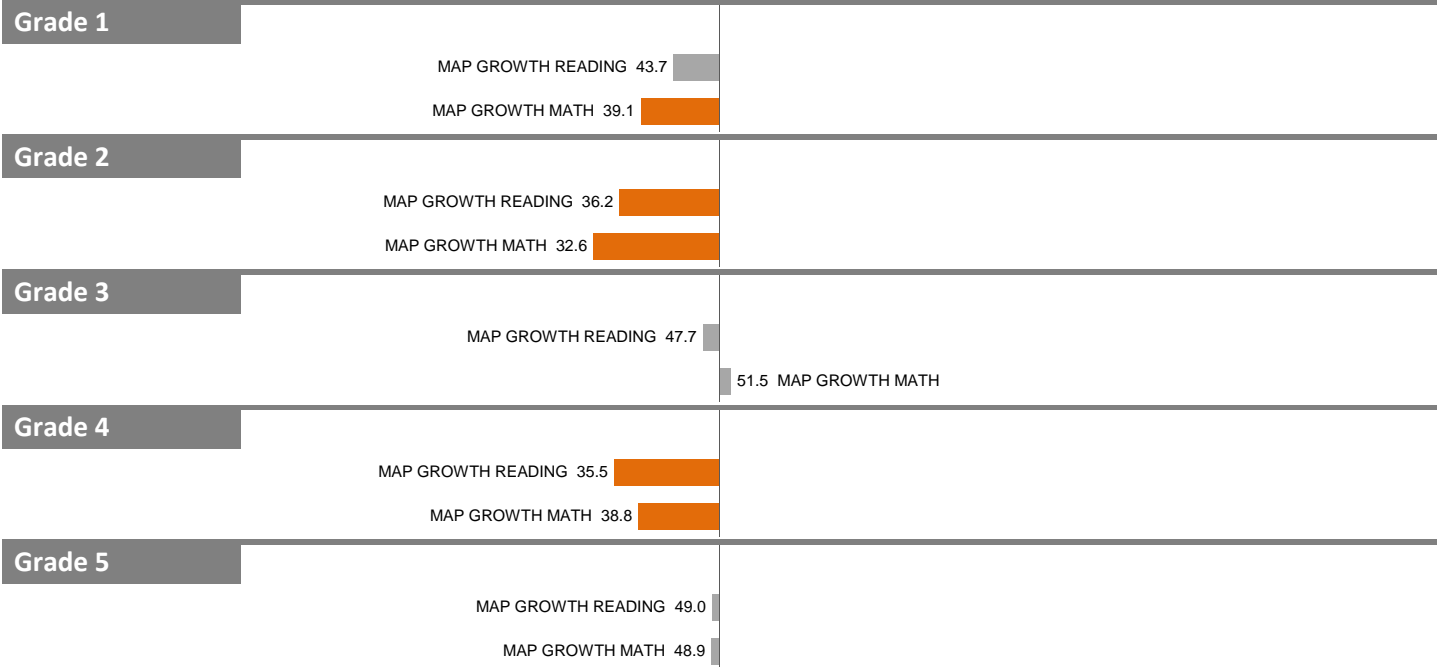
NOTES: "Overall SEI" has average 50 and standard deviation 5; an "average" overall SEI is 45 to 55. Component SEIs (e.g. Grade 5 STAAR Reading, PSAT Math) each have average 50 and standard deviation 10; an "average" component SEI is 40 to 60. Component SEIs are computed only if at least eight test results are available.

2023-24 School Effectiveness Index (SEI) Detail


202-ORAN M. ROBERTS ELEMENTARY SCHOOL

Overall SEI: 40.9

MAP Growth



STAAR



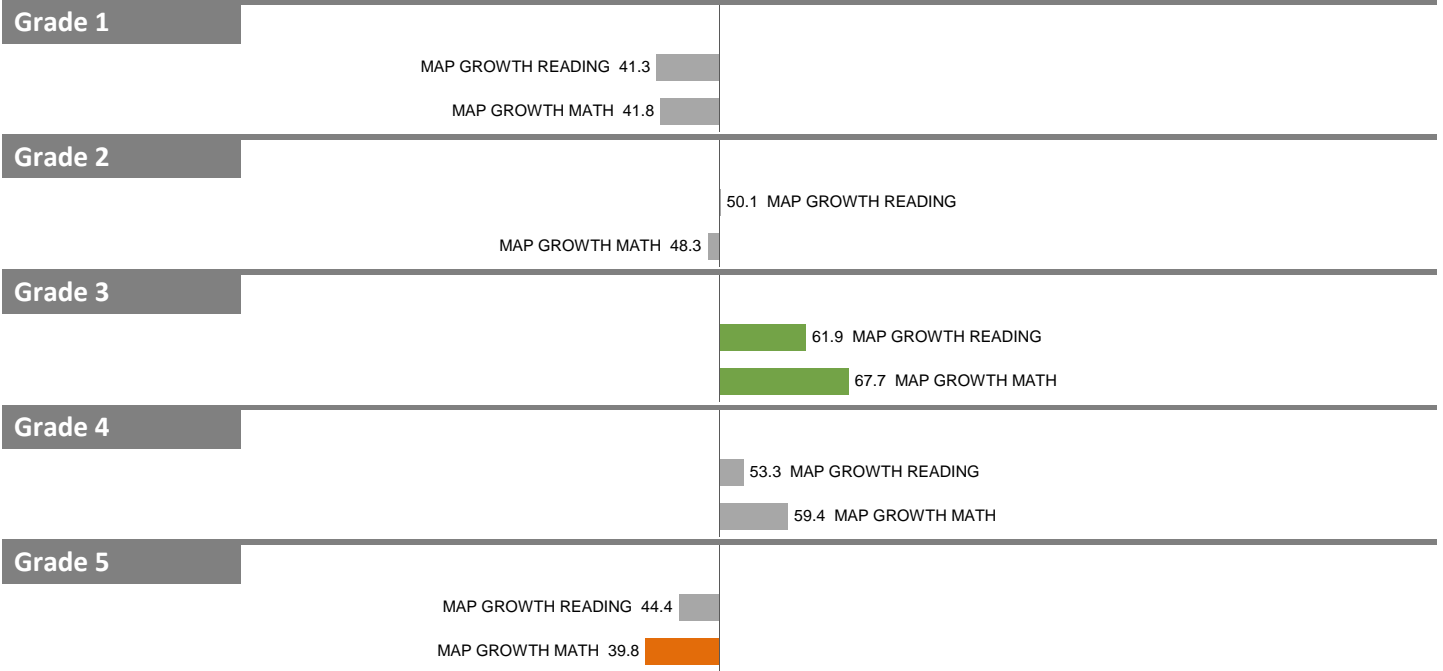
NOTES: "Overall SEI" has average 50 and standard deviation 5; an "average" overall SEI is 45 to 55. Component SEIs (e.g. Grade 5 STAAR Reading, PSAT Math) each have average 50 and standard deviation 10; an "average" component SEI is 40 to 60. Component SEIs are computed only if at least eight test results are available.

2023-24 School Effectiveness Index (SEI) Detail

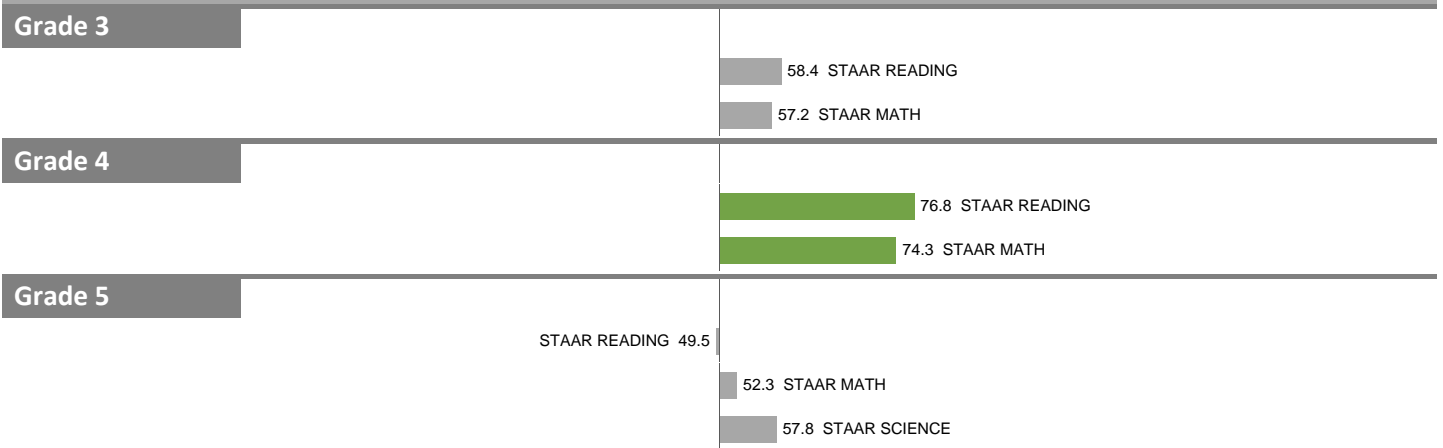
203-DAN D. ROGERS ELEMENTARY SCHOOL

Overall SEI: 55.5

MAP Growth



STAAR

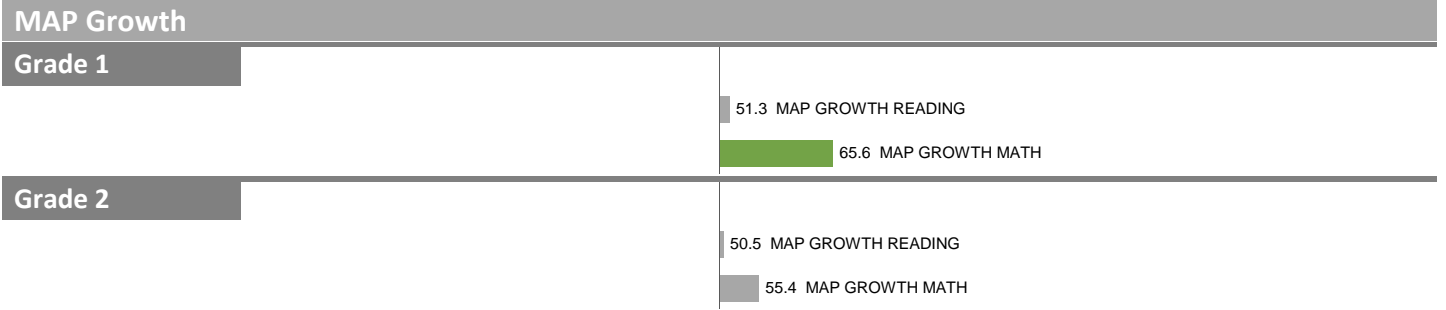


NOTES: "Overall SEI" has average 50 and standard deviation 5; an "average" overall SEI is 45 to 55. Component SEIs (e.g. Grade 5 STAAR Reading, PSAT Math) each have average 50 and standard deviation 10; an "average" component SEI is 40 to 60. Component SEIs are computed only if at least eight test results are available.

2023-24 School Effectiveness Index (SEI) Detail

204-ROSEMONT LOWER SCHOOL

Overall SEI: Too few components



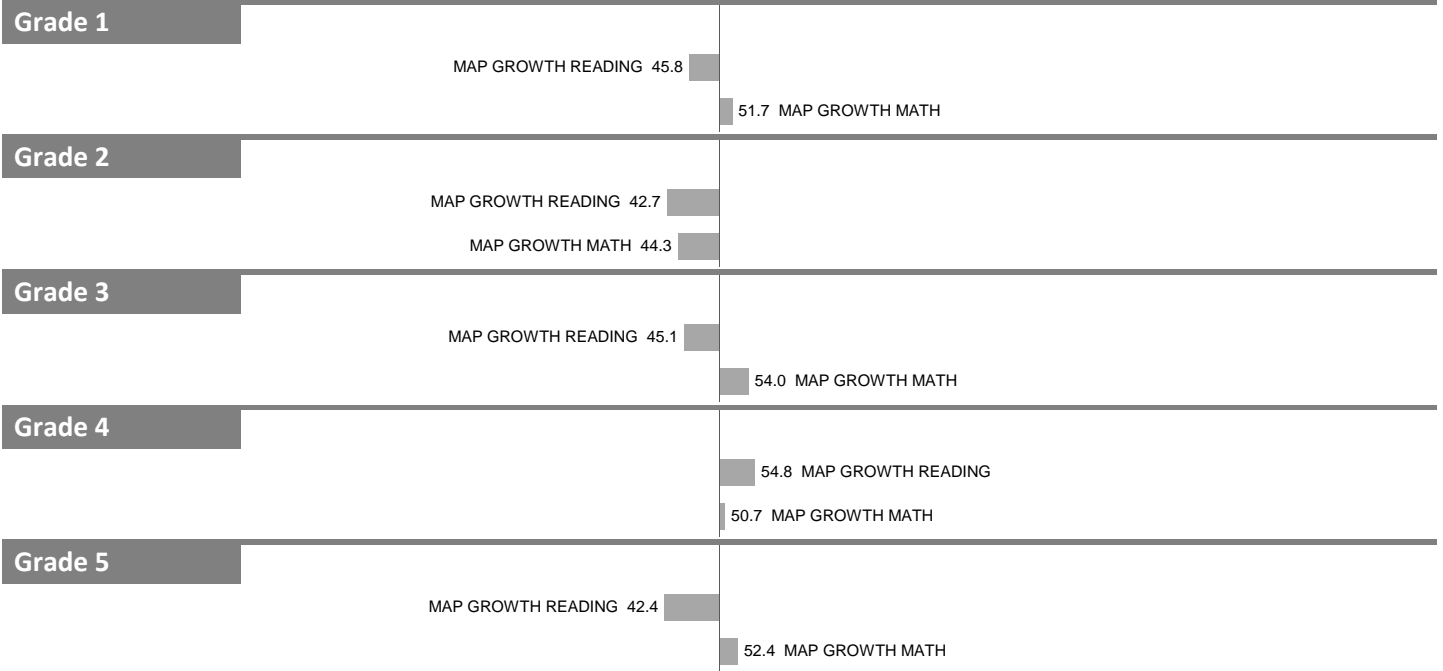
NOTES: "Overall SEI" has average 50 and standard deviation 5; an "average" overall SEI is 45 to 55. Component SEIs (e.g. Grade 5 STAAR Reading, PSAT Math) each have average 50 and standard deviation 10; an "average" component SEI is 40 to 60. Component SEIs are computed only if at least eight test results are available.

2023-24 School Effectiveness Index (SEI) Detail

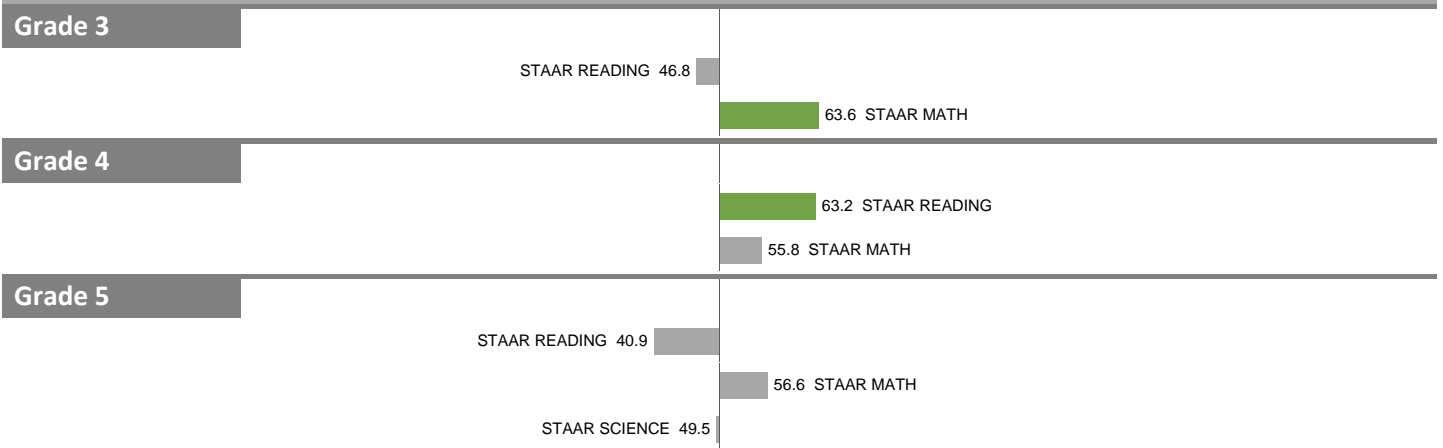
205-CLINTON P. RUSSELL ELEMENTARY SCHOOL

Overall SEI: 50.9

MAP Growth



STAAR




NOTES: "Overall SEI" has average 50 and standard deviation 5; an "average" overall SEI is 45 to 55. Component SEIs (e.g. Grade 5 STAAR Reading, PSAT Math) each have average 50 and standard deviation 10; an "average" component SEI is 40 to 60. Component SEIs are computed only if at least eight test results are available.

2023-24 School Effectiveness Index (SEI) Detail

207-SAN JACINTO ELEMENTARY SCHOOL

Overall SEI: 47.5




NOTES: "Overall SEI" has average 50 and standard deviation 5; an "average" overall SEI is 45 to 55. Component SEIs (e.g. Grade 5 STAAR Reading, PSAT Math) each have average 50 and standard deviation 10; an "average" component SEI is 40 to 60. Component SEIs are computed only if at least eight test results are available.

2023-24 School Effectiveness Index (SEI) Detail

208-SEAGOVILLE ELEMENTARY SCHOOL

Overall SEI: 47.2




NOTES: "Overall SEI" has average 50 and standard deviation 5; an "average" overall SEI is 45 to 55. Component SEIs (e.g. Grade 5 STAAR Reading, PSAT Math) each have average 50 and standard deviation 10; an "average" component SEI is 40 to 60. Component SEIs are computed only if at least eight test results are available.

2023-24 School Effectiveness Index (SEI) Detail

209-ASCHER SILBERSTEIN ELEMENTARY SCHOOL

Overall SEI: 56.8

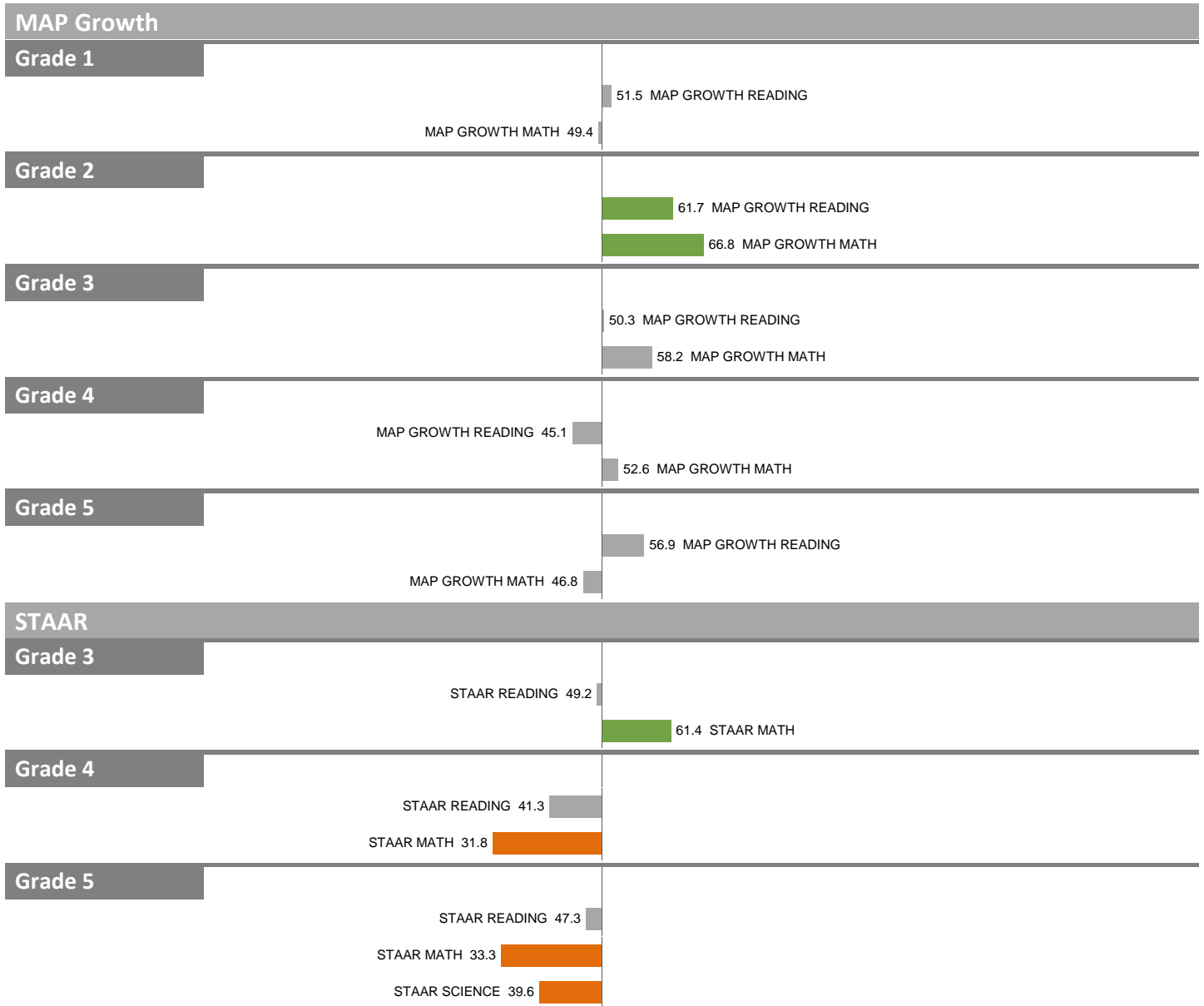


NOTES: "Overall SEI" has average 50 and standard deviation 5; an "average" overall SEI is 45 to 55. Component SEIs (e.g. Grade 5 STAAR Reading, PSAT Math) each have average 50 and standard deviation 10; an "average" component SEI is 40 to 60. Component SEIs are computed only if at least eight test results are available.

2023-24 School Effectiveness Index (SEI) Detail

210–LESLIE A. STEMMONS ELEMENTARY SCHOOL

Overall SEI: 49.2



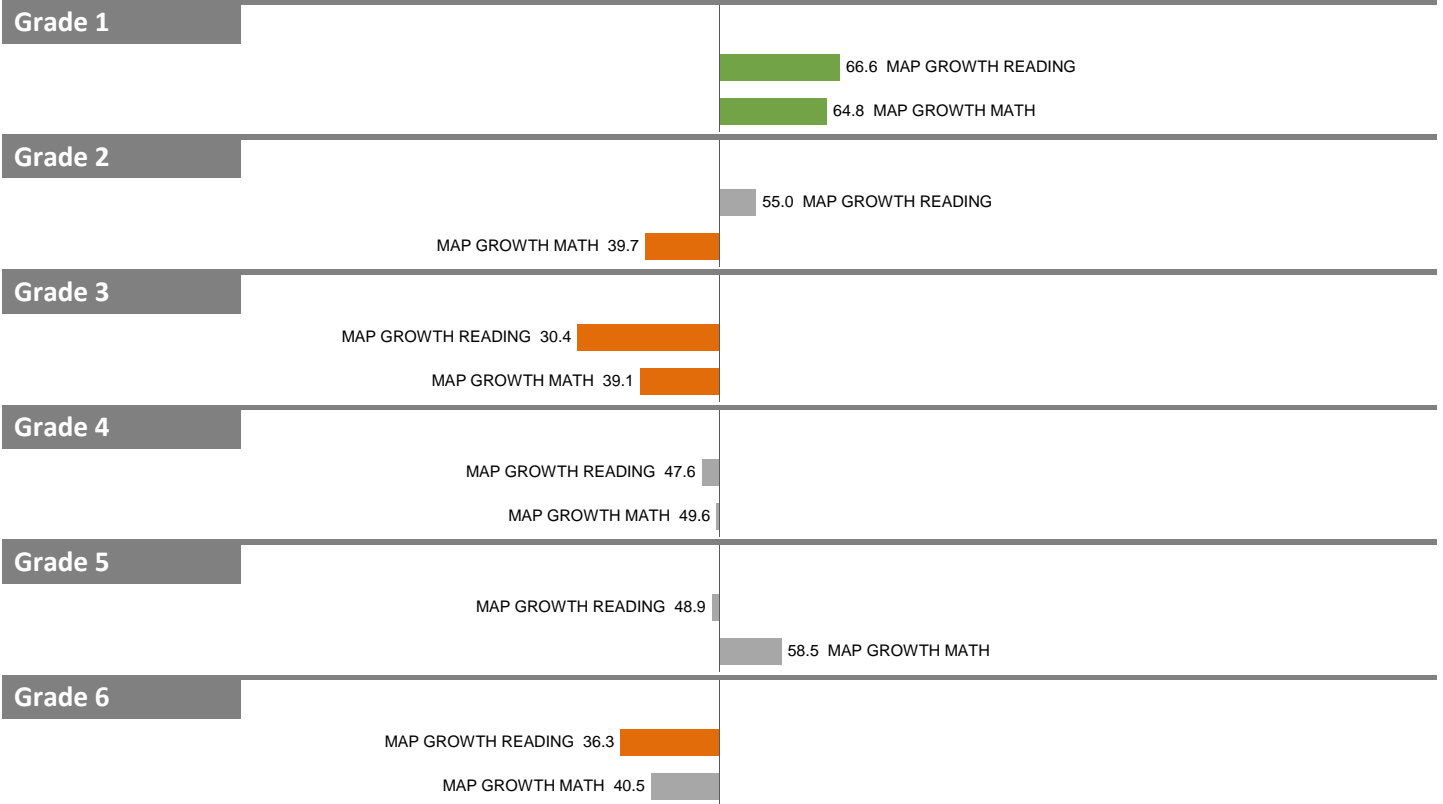
NOTES: "Overall SEI" has average 50 and standard deviation 5; an "average" overall SEI is 45 to 55. Component SEIs (e.g. Grade 5 STAAR Reading, PSAT Math) each have average 50 and standard deviation 10; an "average" component SEI is 40 to 60. Component SEIs are computed only if at least eight test results are available.

2023-24 School Effectiveness Index (SEI) Detail


211—STEVENS PARK ELEMENTARY SCHOOL

Overall SEI: 48.2


MAP Growth



STAAR



Core ACP

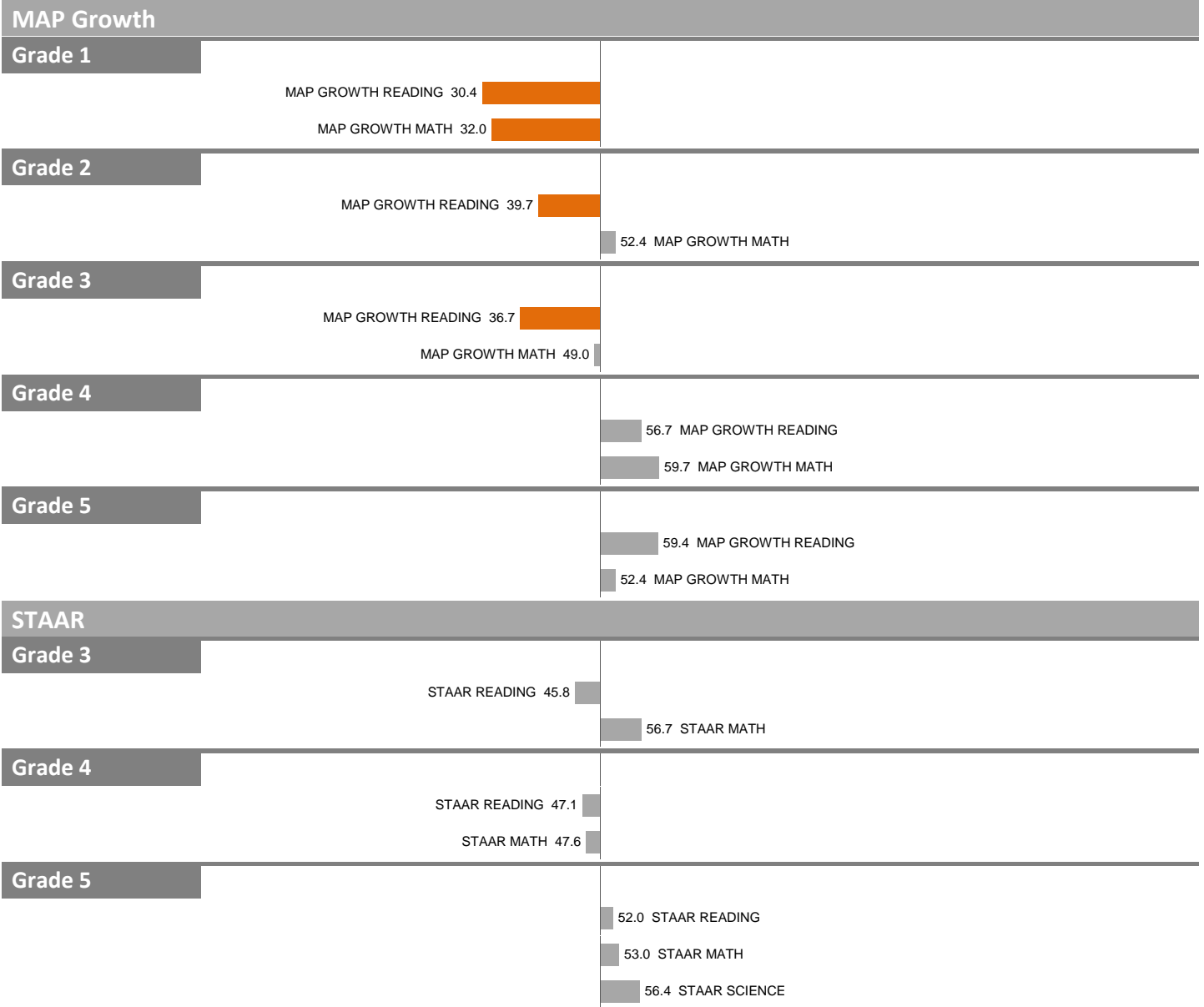


NOTES: "Overall SEI" has average 50 and standard deviation 5; an "average" overall SEI is 45 to 55. Component SEIs (e.g. Grade 5 STAAR Reading, PSAT Math) each have average 50 and standard deviation 10; an "average" component SEI is 40 to 60. Component SEIs are computed only if at least eight test results are available.

2023-24 School Effectiveness Index (SEI) Detail

213-T.G. TERRY ELEMENTARY SCHOOL

Overall SEI: 47.9

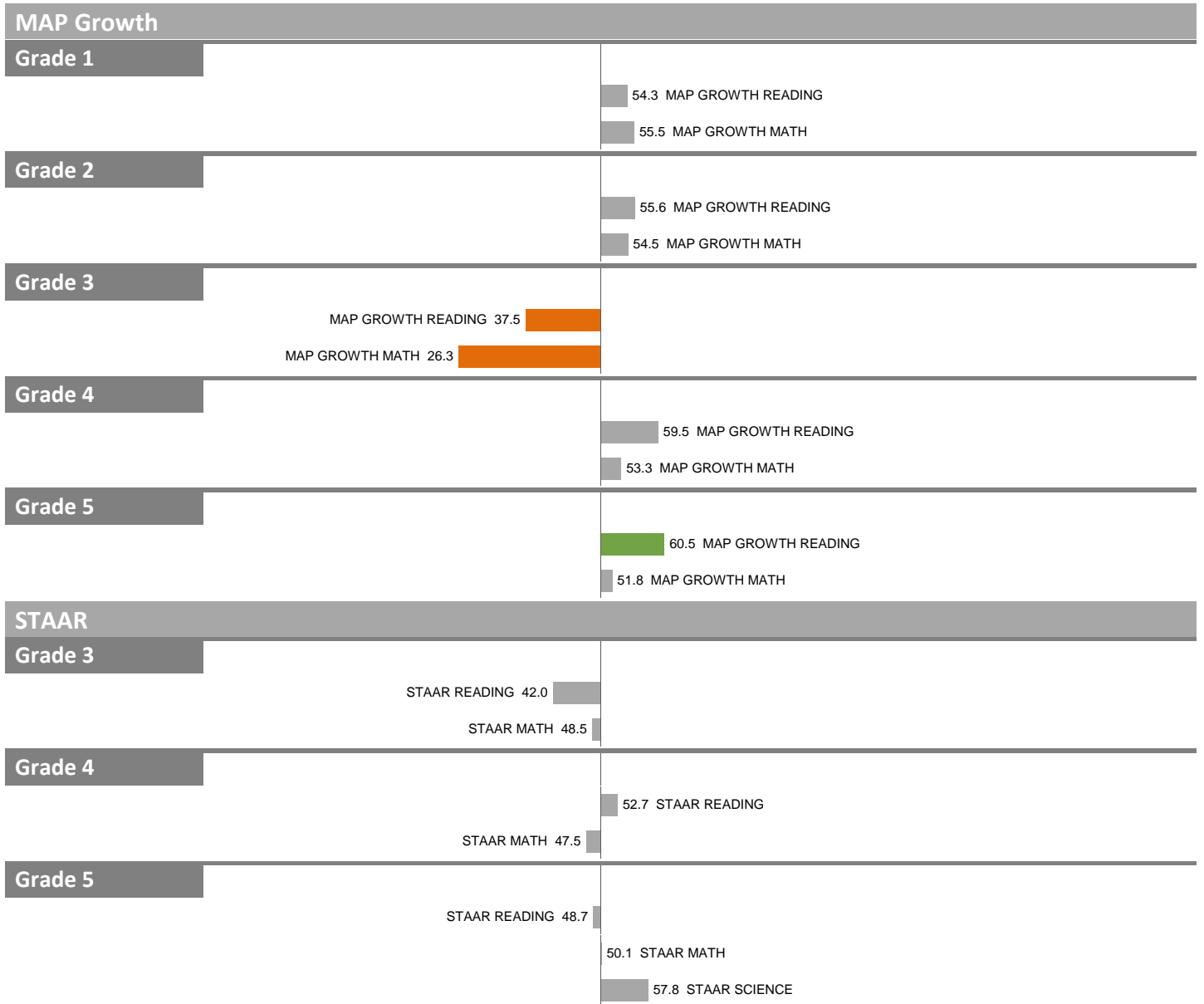


NOTES: "Overall SEI" has average 50 and standard deviation 5; an "average" overall SEI is 45 to 55. Component SEIs (e.g. Grade 5 STAAR Reading, PSAT Math) each have average 50 and standard deviation 10; an "average" component SEI is 40 to 60. Component SEIs are computed only if at least eight test results are available.

2023-24 School Effectiveness Index (SEI) Detail

215-OTTO M. FRIDIA ELEMENTARY SCHOOL

Overall SEI: 51.0




NOTES: "Overall SEI" has average 50 and standard deviation 5; an "average" overall SEI is 45 to 55. Component SEIs (e.g. Grade 5 STAAR Reading, PSAT Math) each have average 50 and standard deviation 10; an "average" component SEI is 40 to 60. Component SEIs are computed only if at least eight test results are available.

2023-24 School Effectiveness Index (SEI) Detail

216-EDWARD TITCHE ELEMENTARY SCHOOL

Overall SEI: 52.8




NOTES: "Overall SEI" has average 50 and standard deviation 5; an "average" overall SEI is 45 to 55. Component SEIs (e.g. Grade 5 STAAR Reading, PSAT Math) each have average 50 and standard deviation 10; an "average" component SEI is 40 to 60. Component SEIs are computed only if at least eight test results are available.

2023-24 School Effectiveness Index (SEI) Detail

218—GEORGE W. TRUETT ELEMENTARY SCHOOL

Overall SEI: 54.4



NOTES: "Overall SEI" has average 50 and standard deviation 5; an "average" overall SEI is 45 to 55. Component SEIs (e.g. Grade 5 STAAR Reading, PSAT Math) each have average 50 and standard deviation 10; an "average" component SEI is 40 to 60. Component SEIs are computed only if at least eight test results are available.

2023-24 School Effectiveness Index (SEI) Detail

219-ADELLE TURNER ELEMENTARY SCHOOL

Overall SEI: 40.3

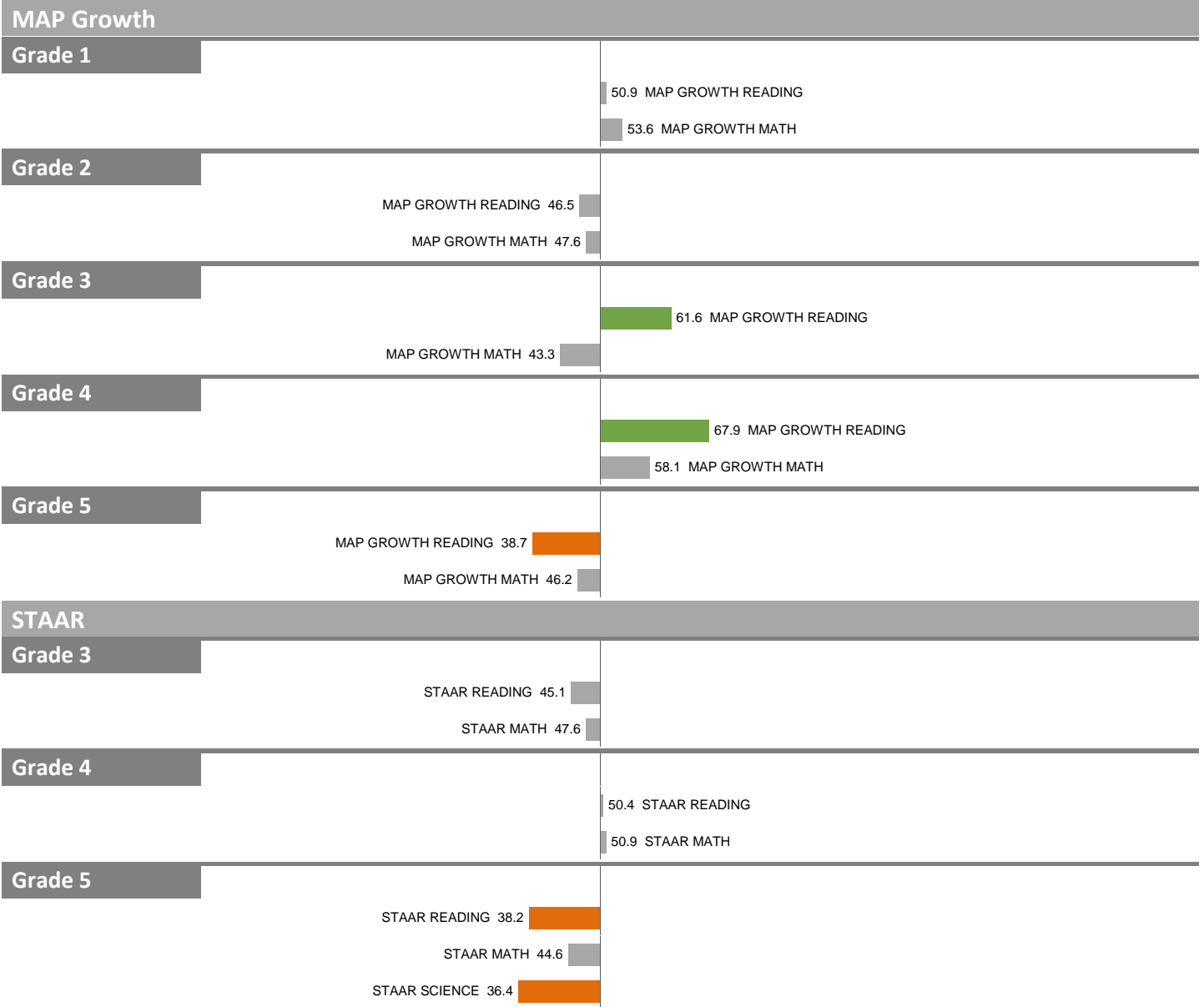


NOTES: "Overall SEI" has average 50 and standard deviation 5; an "average" overall SEI is 45 to 55. Component SEIs (e.g. Grade 5 STAAR Reading, PSAT Math) each have average 50 and standard deviation 10; an "average" component SEI is 40 to 60. Component SEIs are computed only if at least eight test results are available.

2023-24 School Effectiveness Index (SEI) Detail

222-URBAN PARK STEAM ACADEMY

Overall SEI: 47.8




NOTES: "Overall SEI" has average 50 and standard deviation 5; an "average" overall SEI is 45 to 55. Component SEIs (e.g. Grade 5 STAAR Reading, PSAT Math) each have average 50 and standard deviation 10; an "average" component SEI is 40 to 60. Component SEIs are computed only if at least eight test results are available.

2023-24 School Effectiveness Index (SEI) Detail

225–DANIEL WEBSTER ELEMENTARY SCHOOL

Overall SEI: 53.1



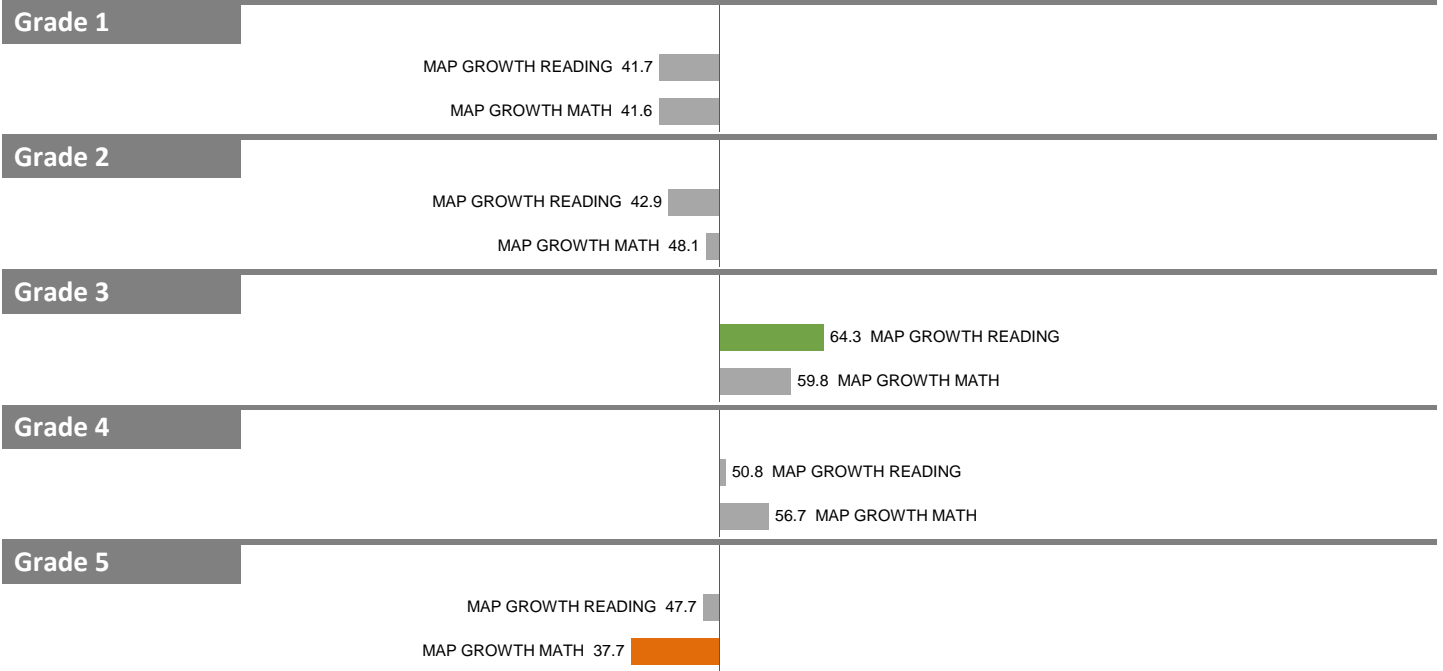
NOTES: "Overall SEI" has average 50 and standard deviation 5; an "average" overall SEI is 45 to 55. Component SEIs (e.g. Grade 5 STAAR Reading, PSAT Math) each have average 50 and standard deviation 10; an "average" component SEI is 40 to 60. Component SEIs are computed only if at least eight test results are available.

2023-24 School Effectiveness Index (SEI) Detail


226-MARTIN WEISS ELEMENTARY SCHOOL

Overall SEI: 56.7

MAP Growth



STAAR

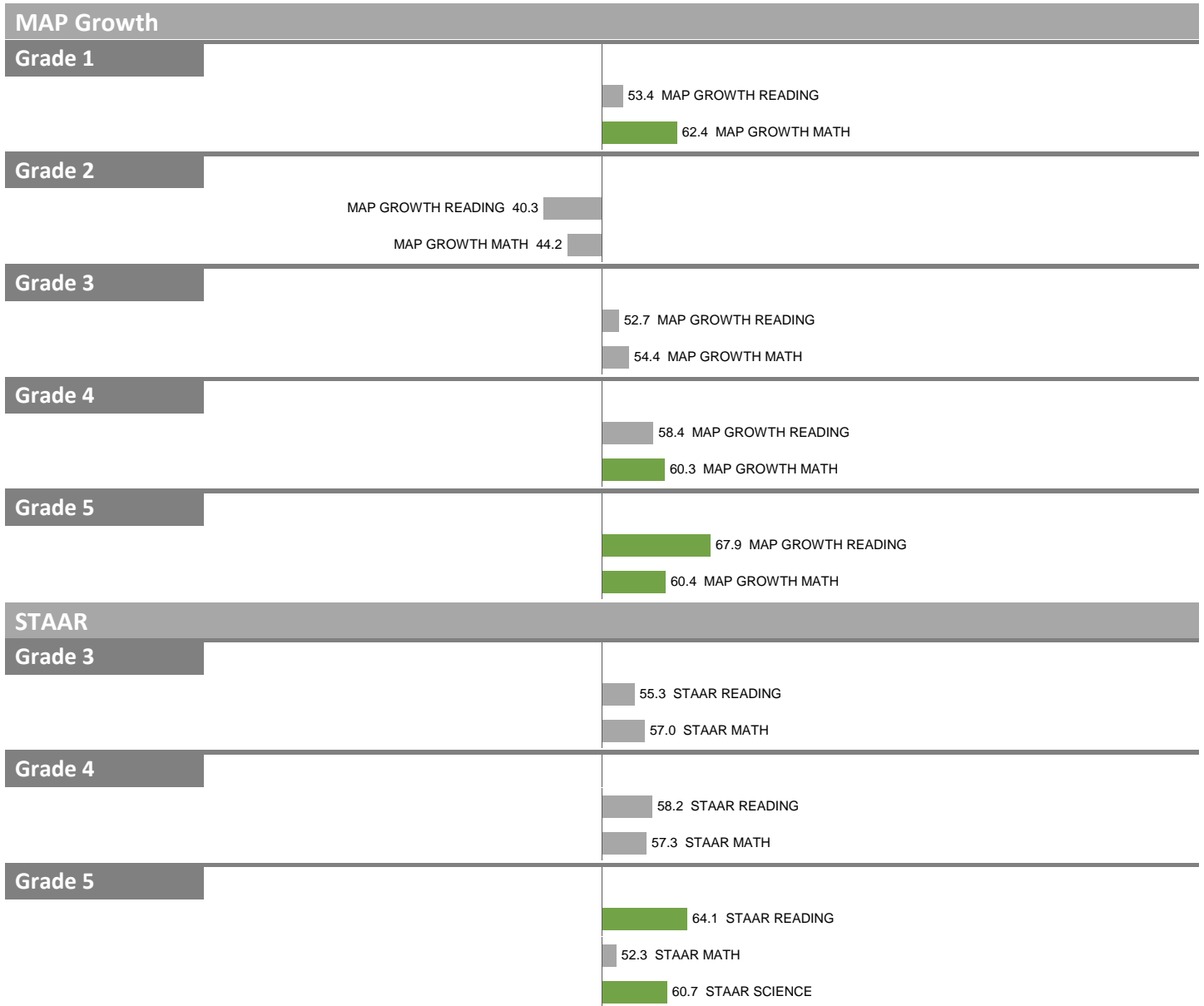


NOTES: "Overall SEI" has average 50 and standard deviation 5; an "average" overall SEI is 45 to 55. Component SEIs (e.g. Grade 5 STAAR Reading, PSAT Math) each have average 50 and standard deviation 10; an "average" component SEI is 40 to 60. Component SEIs are computed only if at least eight test results are available.

2023-24 School Effectiveness Index (SEI) Detail

229-WINNETKA ELEMENTARY SCHOOL

Overall SEI: 56.3

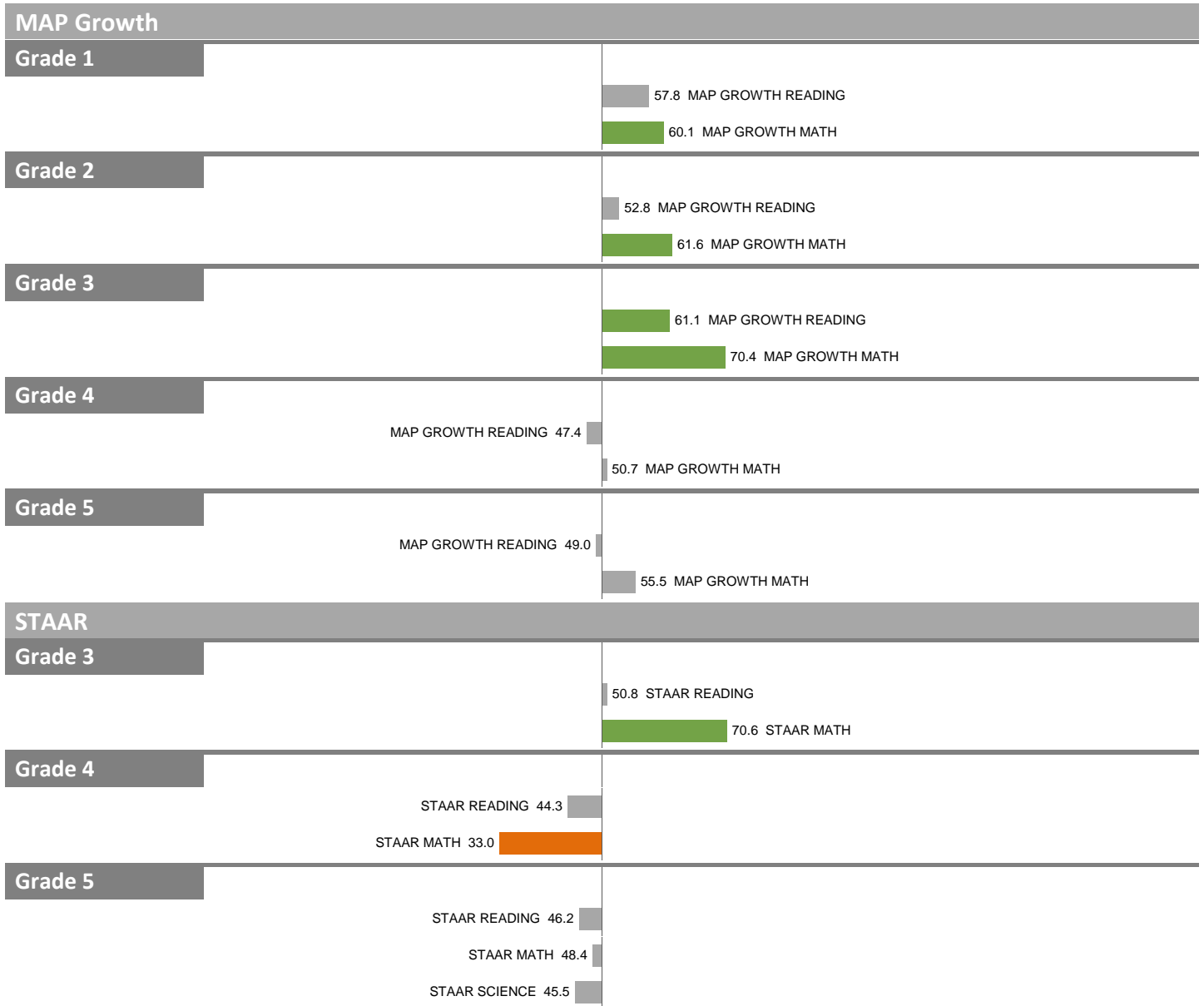


NOTES: "Overall SEI" has average 50 and standard deviation 5; an "average" overall SEI is 45 to 55. Component SEIs (e.g. Grade 5 STAAR Reading, PSAT Math) each have average 50 and standard deviation 10; an "average" component SEI is 40 to 60. Component SEIs are computed only if at least eight test results are available.

2023-24 School Effectiveness Index (SEI) Detail

230-HARRY C. WITHERS ELEMENTARY SCHOOL

Overall SEI: 53.0



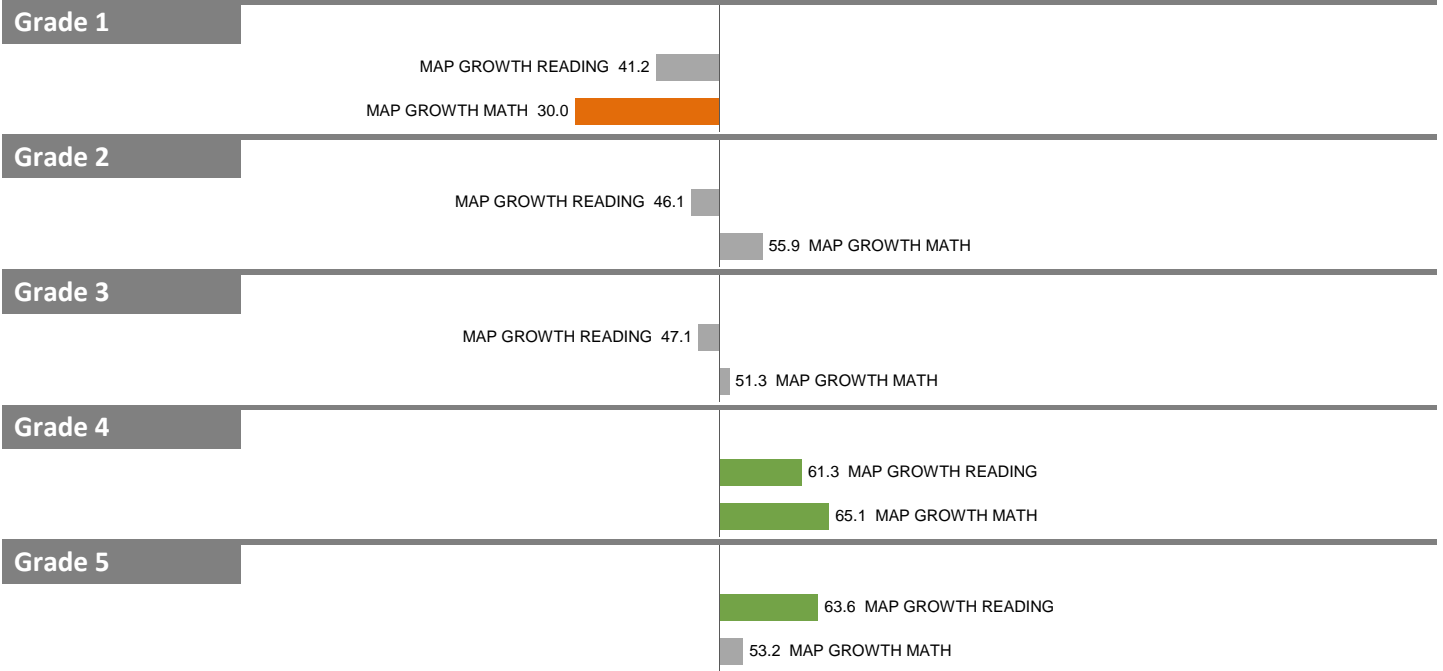
NOTES: "Overall SEI" has average 50 and standard deviation 5; an "average" overall SEI is 45 to 55. Component SEIs (e.g. Grade 5 STAAR Reading, PSAT Math) each have average 50 and standard deviation 10; an "average" component SEI is 40 to 60. Component SEIs are computed only if at least eight test results are available.

2023-24 School Effectiveness Index (SEI) Detail

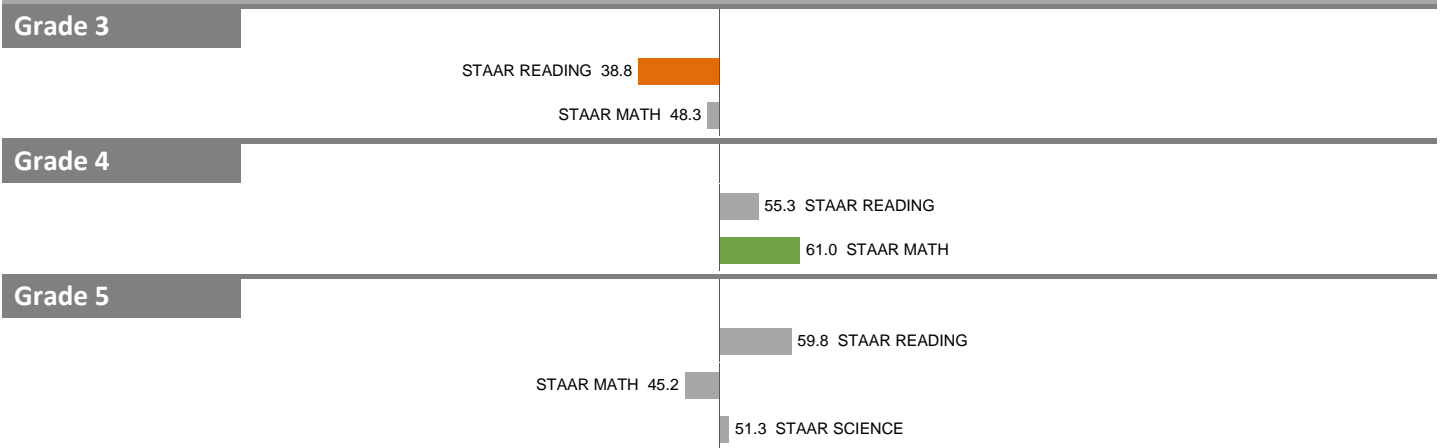
232-BUCKNER TERRACE MONTESSORI

Overall SEI: 50.4

MAP Growth



STAAR




NOTES: "Overall SEI" has average 50 and standard deviation 5; an "average" overall SEI is 45 to 55. Component SEIs (e.g. Grade 5 STAAR Reading, PSAT Math) each have average 50 and standard deviation 10; an "average" component SEI is 40 to 60. Component SEIs are computed only if at least eight test results are available.

2023-24 School Effectiveness Index (SEI) Detail

233-NATHAN ADAMS ELEMENTARY SCHOOL

Overall SEI: 55.2



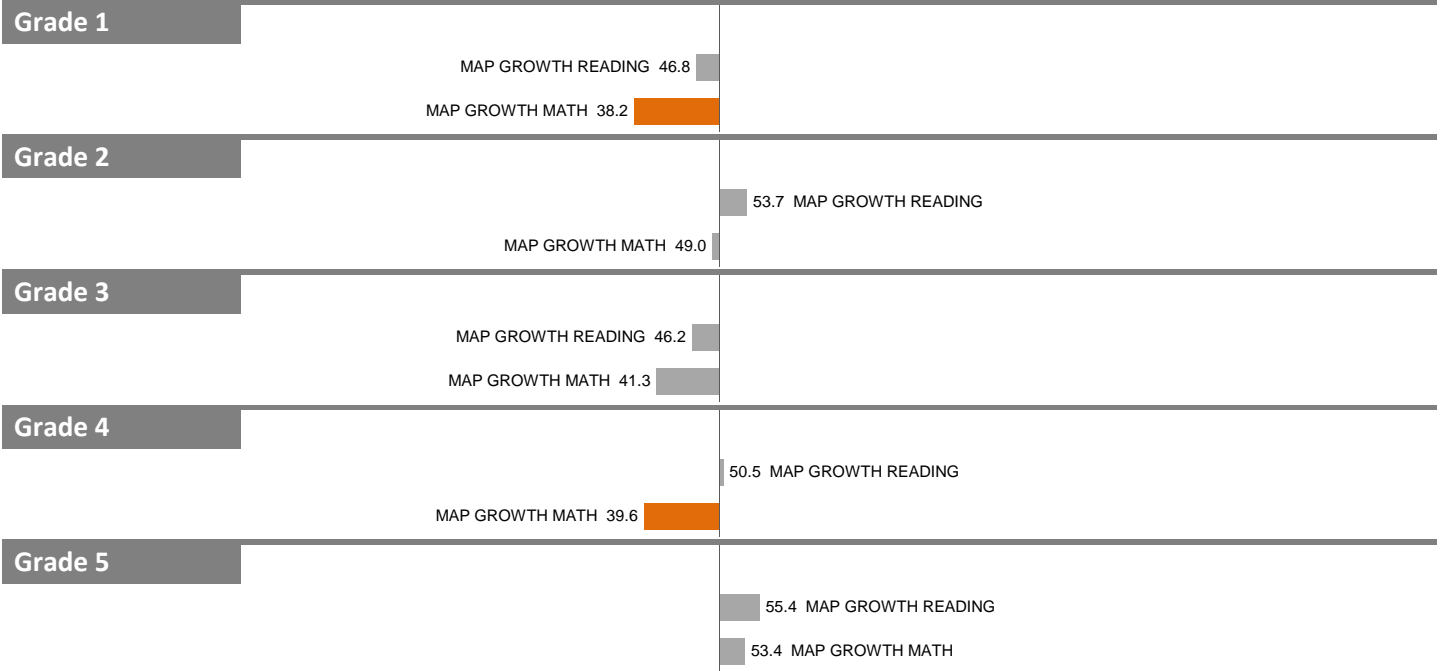
NOTES: "Overall SEI" has average 50 and standard deviation 5; an "average" overall SEI is 45 to 55. Component SEIs (e.g. Grade 5 STAAR Reading, PSAT Math) each have average 50 and standard deviation 10; an "average" component SEI is 40 to 60. Component SEIs are computed only if at least eight test results are available.

2023-24 School Effectiveness Index (SEI) Detail

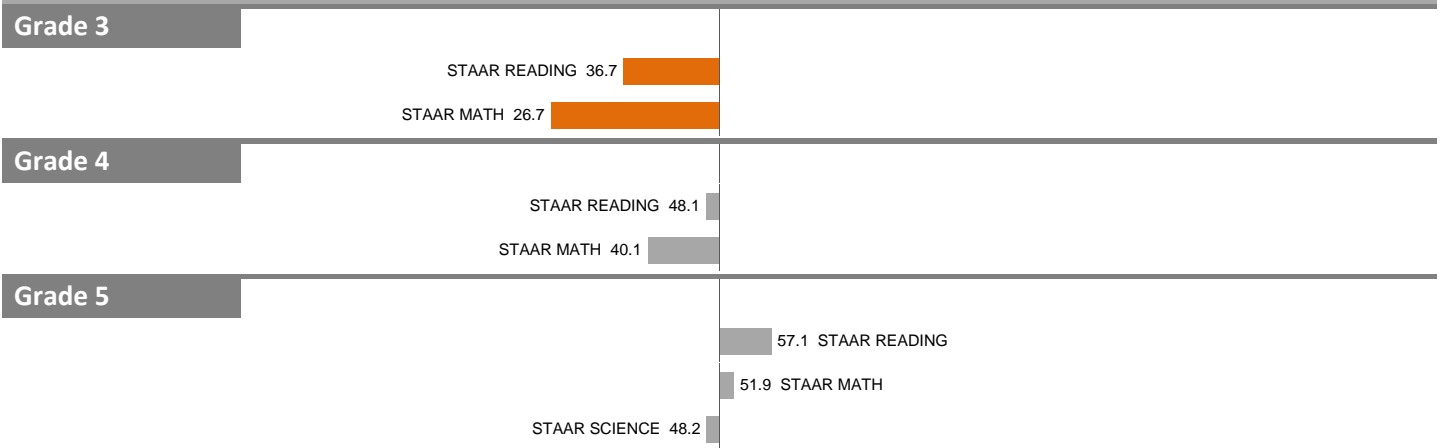
234-HENRY B. GONZALEZ PERSONALIZED LEARNING ACADEMY

Overall SEI: 45.6

MAP Growth



STAAR




NOTES: "Overall SEI" has average 50 and standard deviation 5; an "average" overall SEI is 45 to 55. Component SEIs (e.g. Grade 5 STAAR Reading, PSAT Math) each have average 50 and standard deviation 10; an "average" component SEI is 40 to 60. Component SEIs are computed only if at least eight test results are available.

2023-24 School Effectiveness Index (SEI) Detail

235-BIRDIE ALEXANDER ELEMENTARY SCHOOL

Overall SEI: 45.6



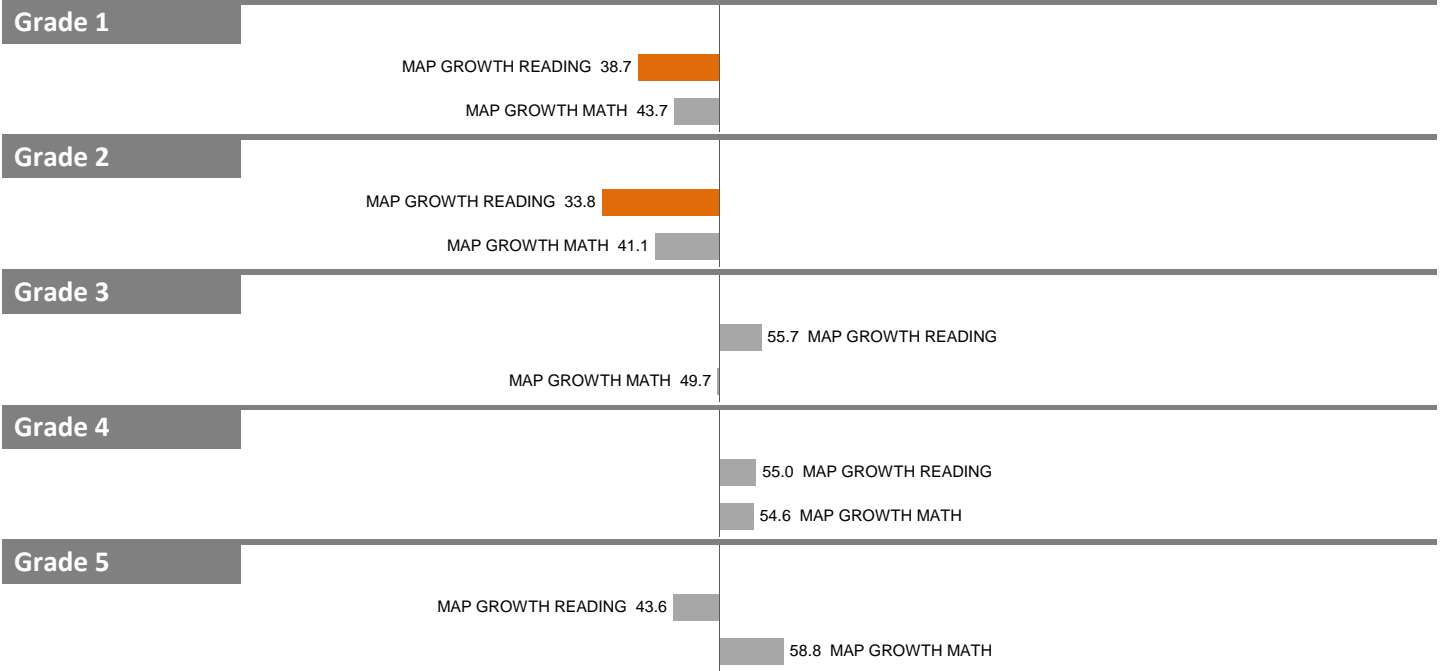
NOTES: "Overall SEI" has average 50 and standard deviation 5; an "average" overall SEI is 45 to 55. Component SEIs (e.g. Grade 5 STAAR Reading, PSAT Math) each have average 50 and standard deviation 10; an "average" component SEI is 40 to 60. Component SEIs are computed only if at least eight test results are available.

2023-24 School Effectiveness Index (SEI) Detail

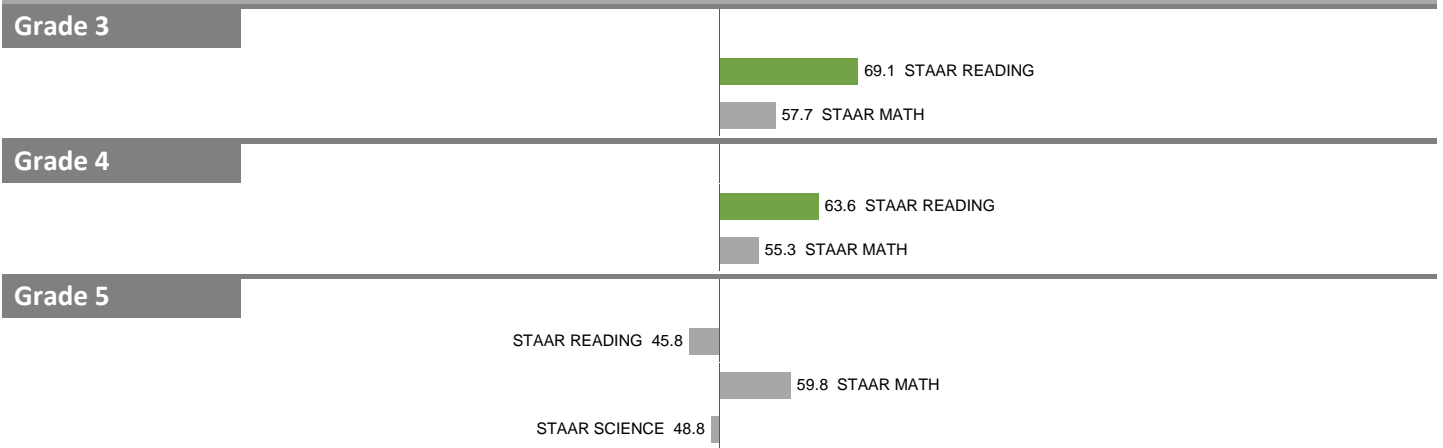
236–NANCY J. COCHRAN ELEMENTARY SCHOOL

Overall SEI: 51.3

MAP Growth



STAAR

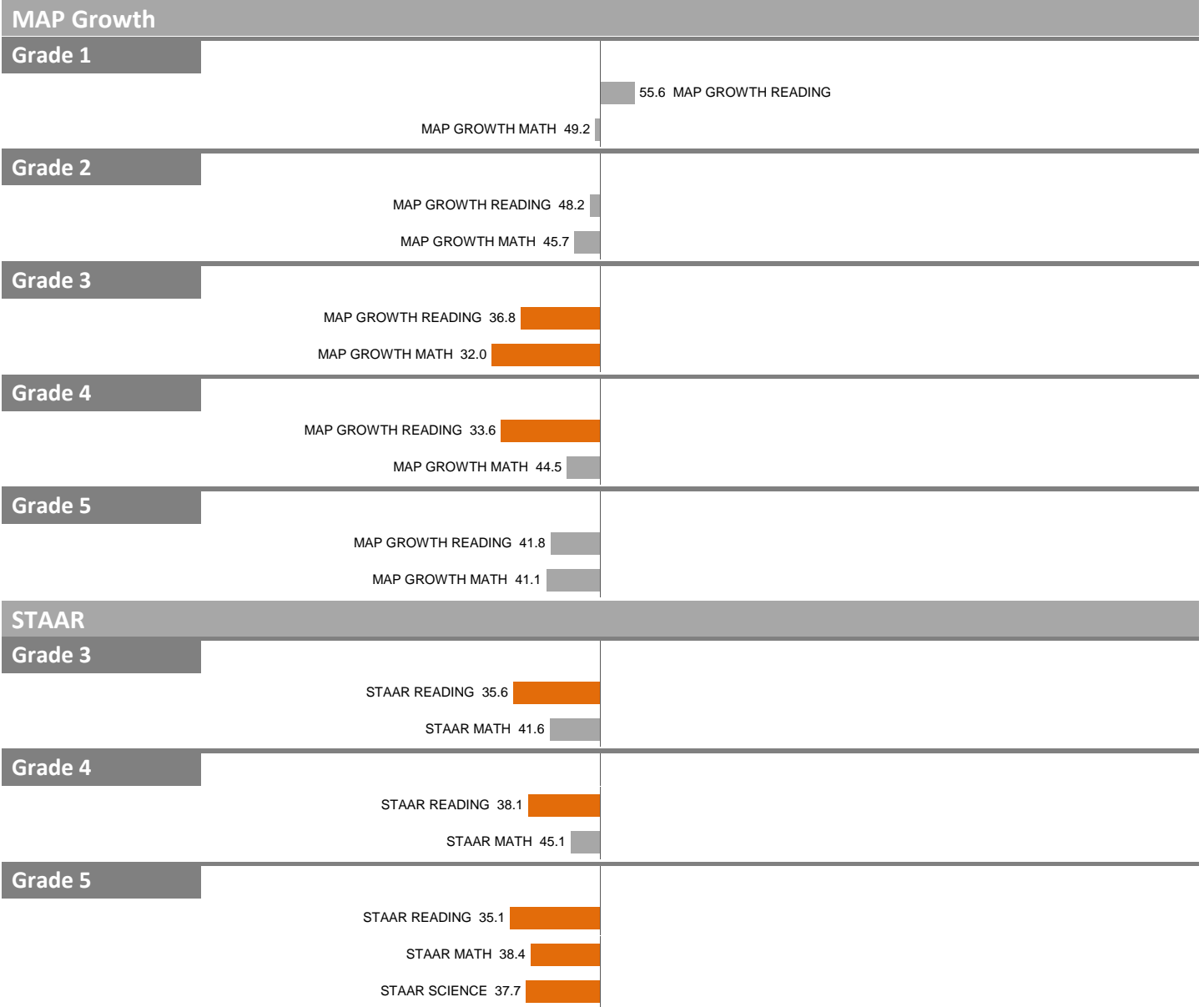


NOTES: "Overall SEI" has average 50 and standard deviation 5; an "average" overall SEI is 45 to 55. Component SEIs (e.g. Grade 5 STAAR Reading, PSAT Math) each have average 50 and standard deviation 10; an "average" component SEI is 40 to 60. Component SEIs are computed only if at least eight test results are available.

2023-24 School Effectiveness Index (SEI) Detail

237-JOHN W. RUNYON ELEMENTARY SCHOOL

Overall SEI: 41.5



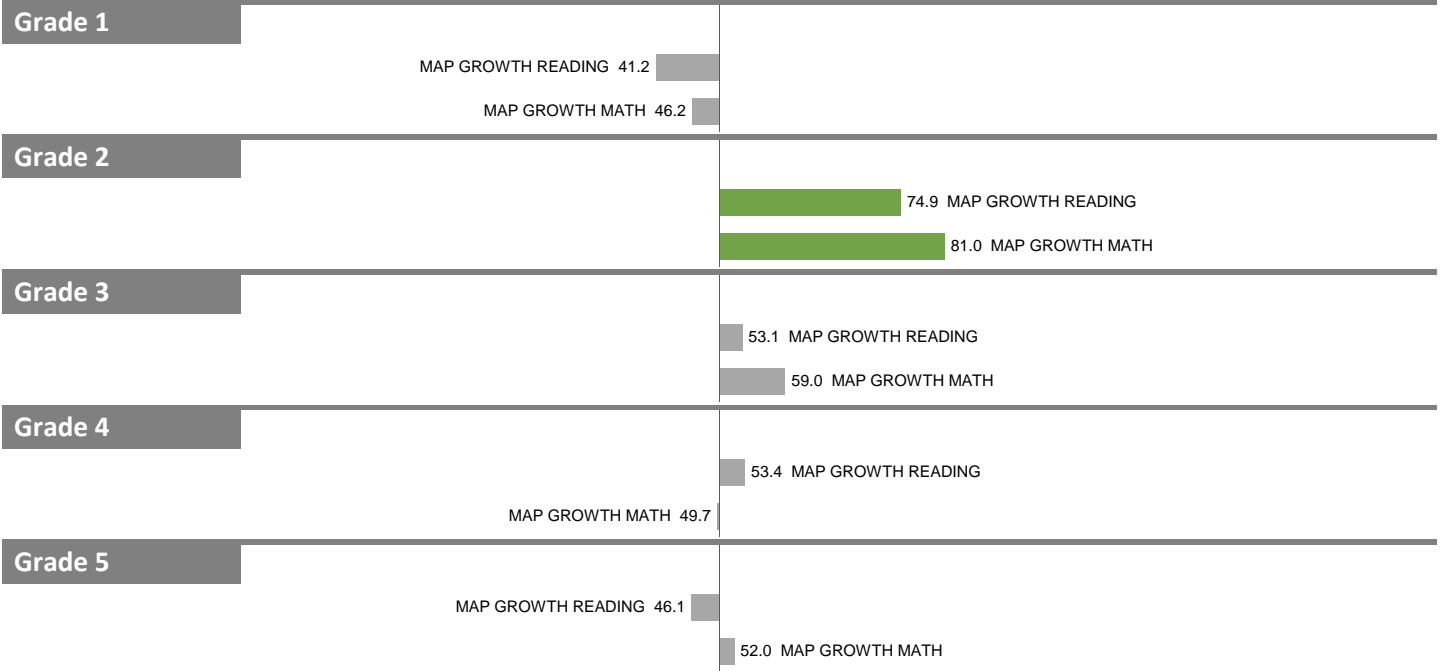
NOTES: "Overall SEI" has average 50 and standard deviation 5; an "average" overall SEI is 45 to 55. Component SEIs (e.g. Grade 5 STAAR Reading, PSAT Math) each have average 50 and standard deviation 10; an "average" component SEI is 40 to 60. Component SEIs are computed only if at least eight test results are available.

2023-24 School Effectiveness Index (SEI) Detail


239-ARTURO SALAZAR ELEMENTARY SCHOOL

Overall SEI: 54.1

MAP Growth



STAAR




NOTES: "Overall SEI" has average 50 and standard deviation 5; an "average" overall SEI is 45 to 55. Component SEIs (e.g. Grade 5 STAAR Reading, PSAT Math) each have average 50 and standard deviation 10; an "average" component SEI is 40 to 60. Component SEIs are computed only if at least eight test results are available.

2023-24 School Effectiveness Index (SEI) Detail

240-FRANK GUZICK ELEMENTARY SCHOOL

Overall SEI: 50.1



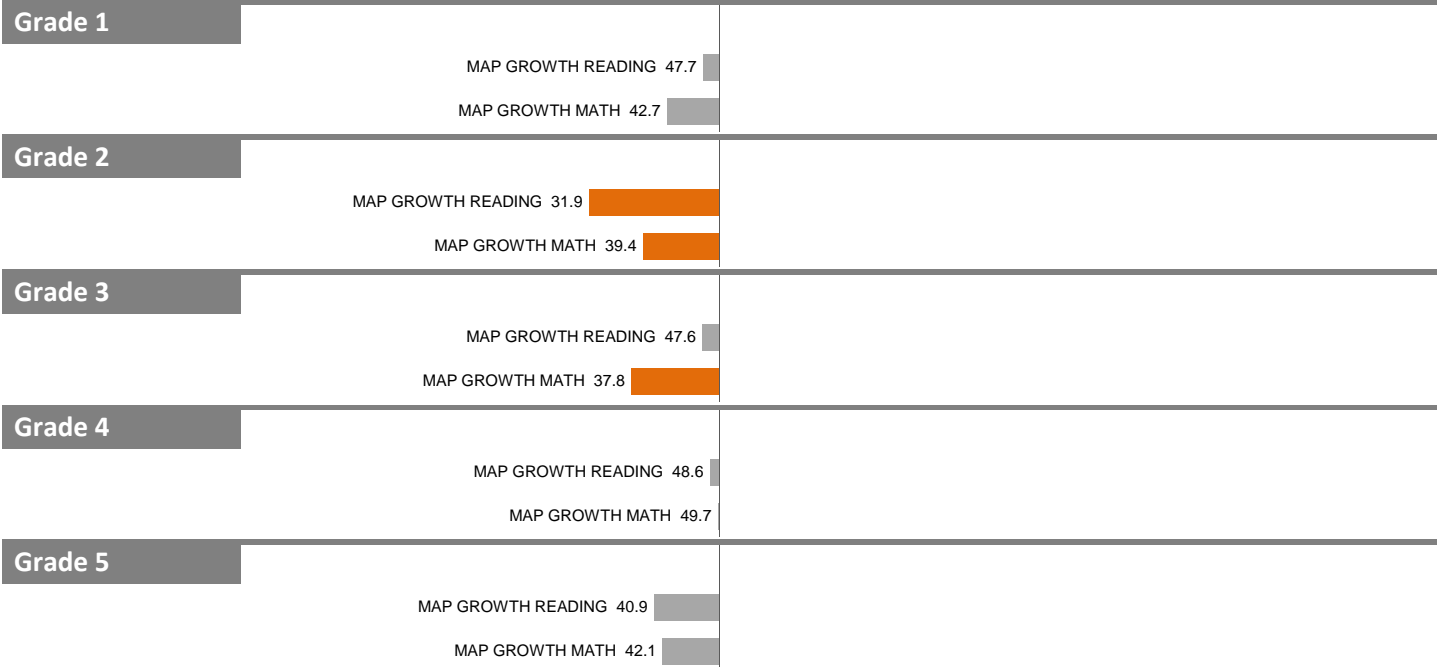
NOTES: "Overall SEI" has average 50 and standard deviation 5; an "average" overall SEI is 45 to 55. Component SEIs (e.g. Grade 5 STAAR Reading, PSAT Math) each have average 50 and standard deviation 10; an "average" component SEI is 40 to 60. Component SEIs are computed only if at least eight test results are available.

2023-24 School Effectiveness Index (SEI) Detail


244-SEAGOVILLE NORTH ELEMENTARY SCHOOL

Overall SEI: 38.8

MAP Growth



STAAR




NOTES: "Overall SEI" has average 50 and standard deviation 5; an "average" overall SEI is 45 to 55. Component SEIs (e.g. Grade 5 STAAR Reading, PSAT Math) each have average 50 and standard deviation 10; an "average" component SEI is 40 to 60. Component SEIs are computed only if at least eight test results are available.

2023-24 School Effectiveness Index (SEI) Detail

247-ADELFA B. CALLEJO ELEMENTARY SCHOOL

Overall SEI: 50.4



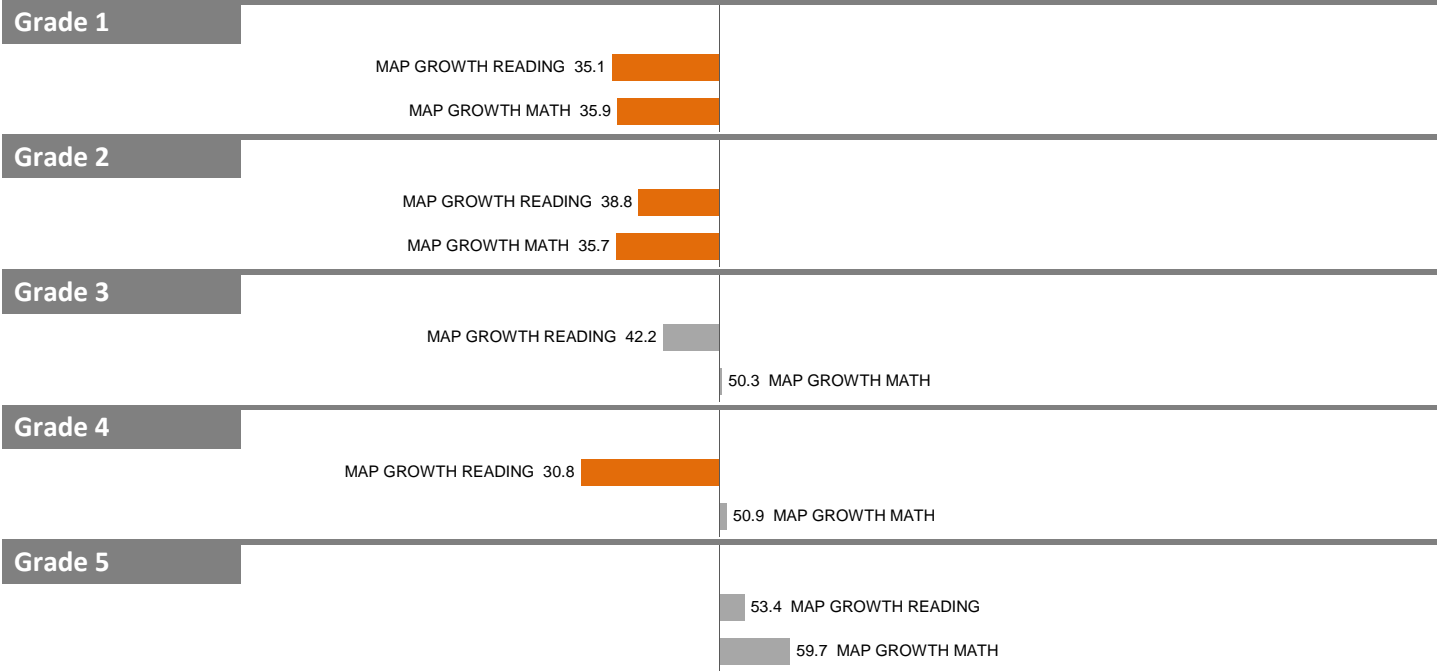
NOTES: "Overall SEI" has average 50 and standard deviation 5; an "average" overall SEI is 45 to 55. Component SEIs (e.g. Grade 5 STAAR Reading, PSAT Math) each have average 50 and standard deviation 10; an "average" component SEI is 40 to 60. Component SEIs are computed only if at least eight test results are available.

2023-24 School Effectiveness Index (SEI) Detail


250-WHITNEY M. YOUNG, JR. ELEMENTARY SCHOOL

Overall SEI: 44.0

MAP Growth



STAAR

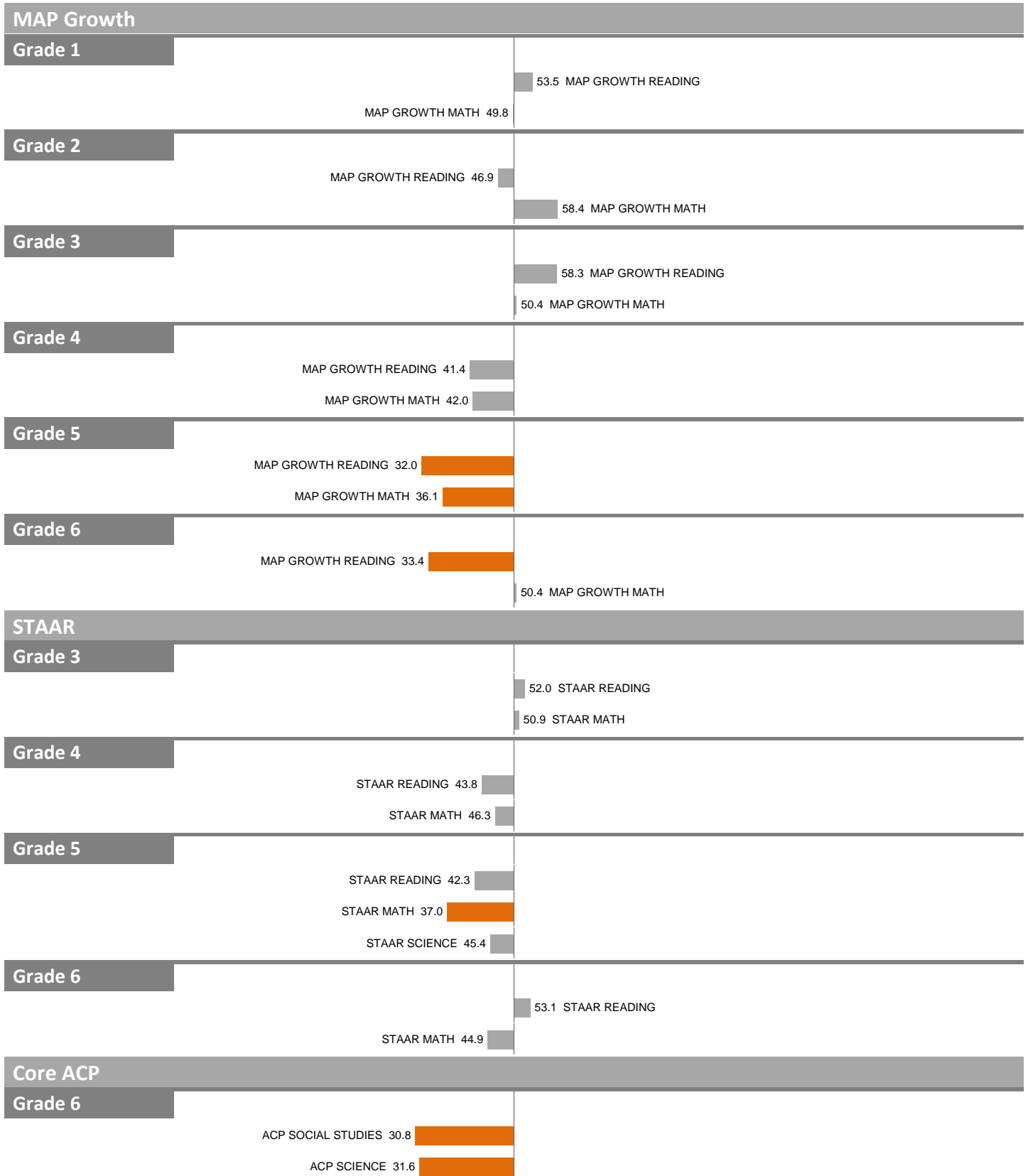


NOTES: "Overall SEI" has average 50 and standard deviation 5; an "average" overall SEI is 45 to 55. Component SEIs (e.g. Grade 5 STAAR Reading, PSAT Math) each have average 50 and standard deviation 10; an "average" component SEI is 40 to 60. Component SEIs are computed only if at least eight test results are available.

2023-24 School Effectiveness Index (SEI) Detail

260—LORENZO DE ZAVALA ELEMENTARY SCHOOL

Overall SEI: 45.0

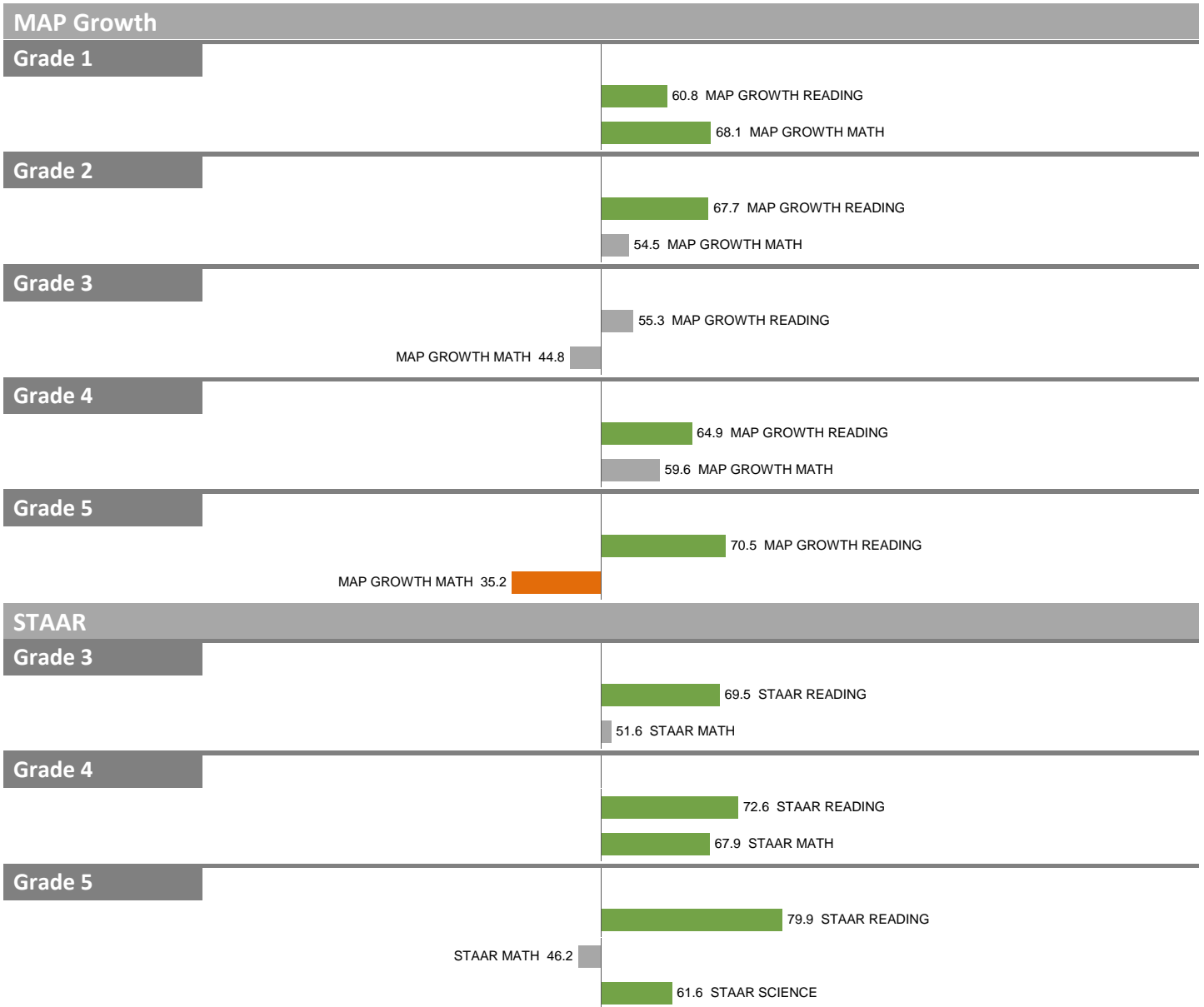


NOTES: "Overall SEI" has average 50 and standard deviation 5; an "average" overall SEI is 45 to 55. Component SEIs (e.g. Grade 5 STAAR Reading, PSAT Math) each have average 50 and standard deviation 10; an "average" component SEI is 40 to 60. Component SEIs are computed only if at least eight test results are available.

2023-24 School Effectiveness Index (SEI) Detail

264-RONALD E. MCNAIR ELEMENTARY SCHOOL

Overall SEI: 62.6




NOTES: "Overall SEI" has average 50 and standard deviation 5; an "average" overall SEI is 45 to 55. Component SEIs (e.g. Grade 5 STAAR Reading, PSAT Math) each have average 50 and standard deviation 10; an "average" component SEI is 40 to 60. Component SEIs are computed only if at least eight test results are available.

2023-24 School Effectiveness Index (SEI) Detail

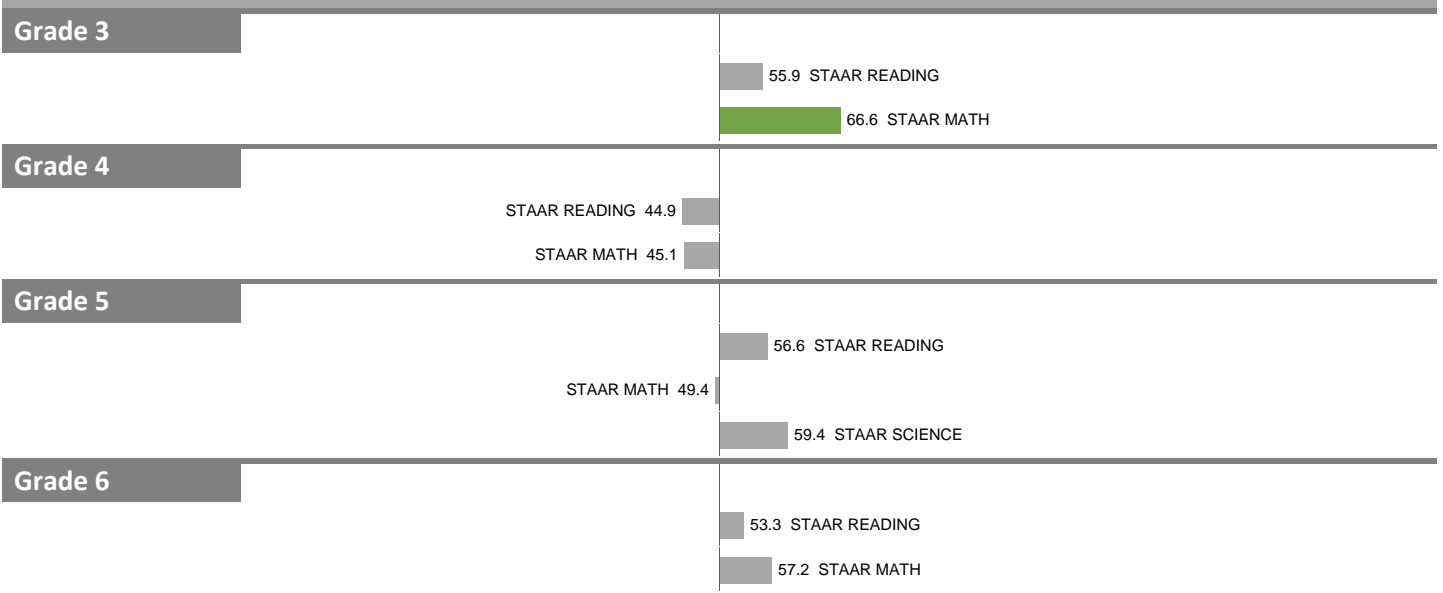
265-ELADIO MARTINEZ LEARNING CENTER

Overall SEI: 51.1

MAP Growth



STAAR



Core ACP



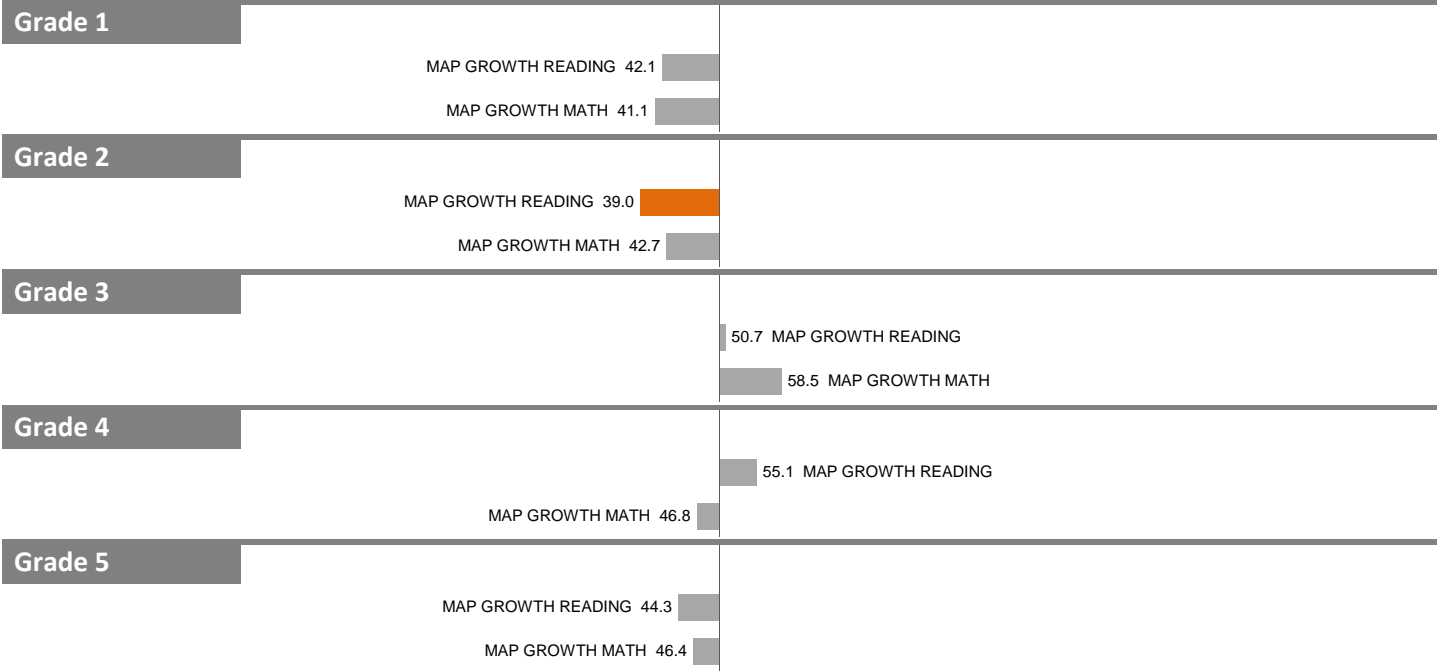
NOTES: "Overall SEI" has average 50 and standard deviation 5; an "average" overall SEI is 45 to 55. Component SEIs (e.g. Grade 5 STAAR Reading, PSAT Math) each have average 50 and standard deviation 10; an "average" component SEI is 40 to 60. Component SEIs are computed only if at least eight test results are available.

2023-24 School Effectiveness Index (SEI) Detail

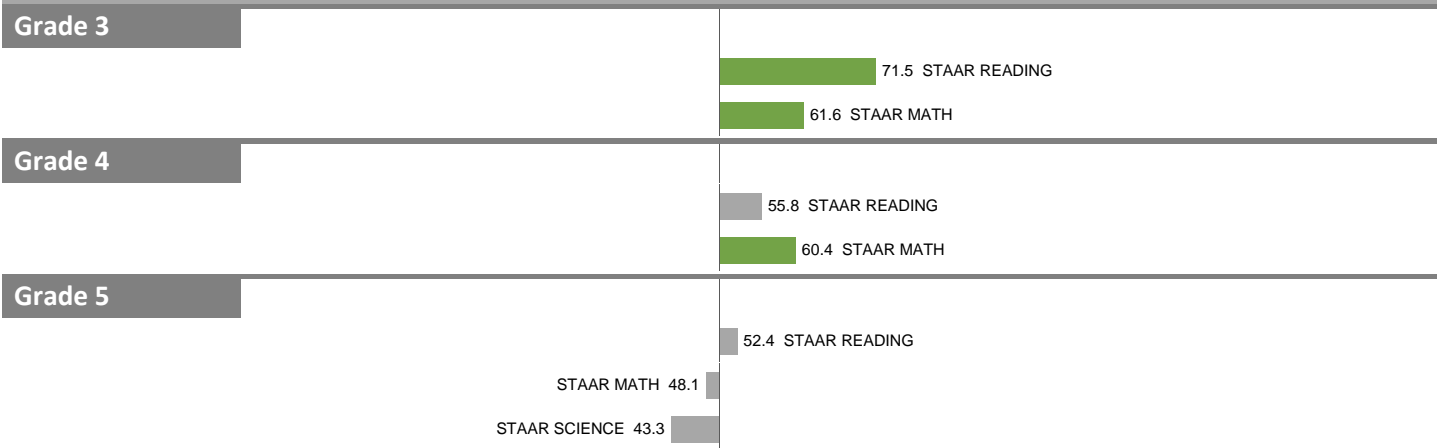
266-FREDERICK DOUGLASS ELEMENTARY SCHOOL

Overall SEI: 50.8

MAP Growth



STAAR



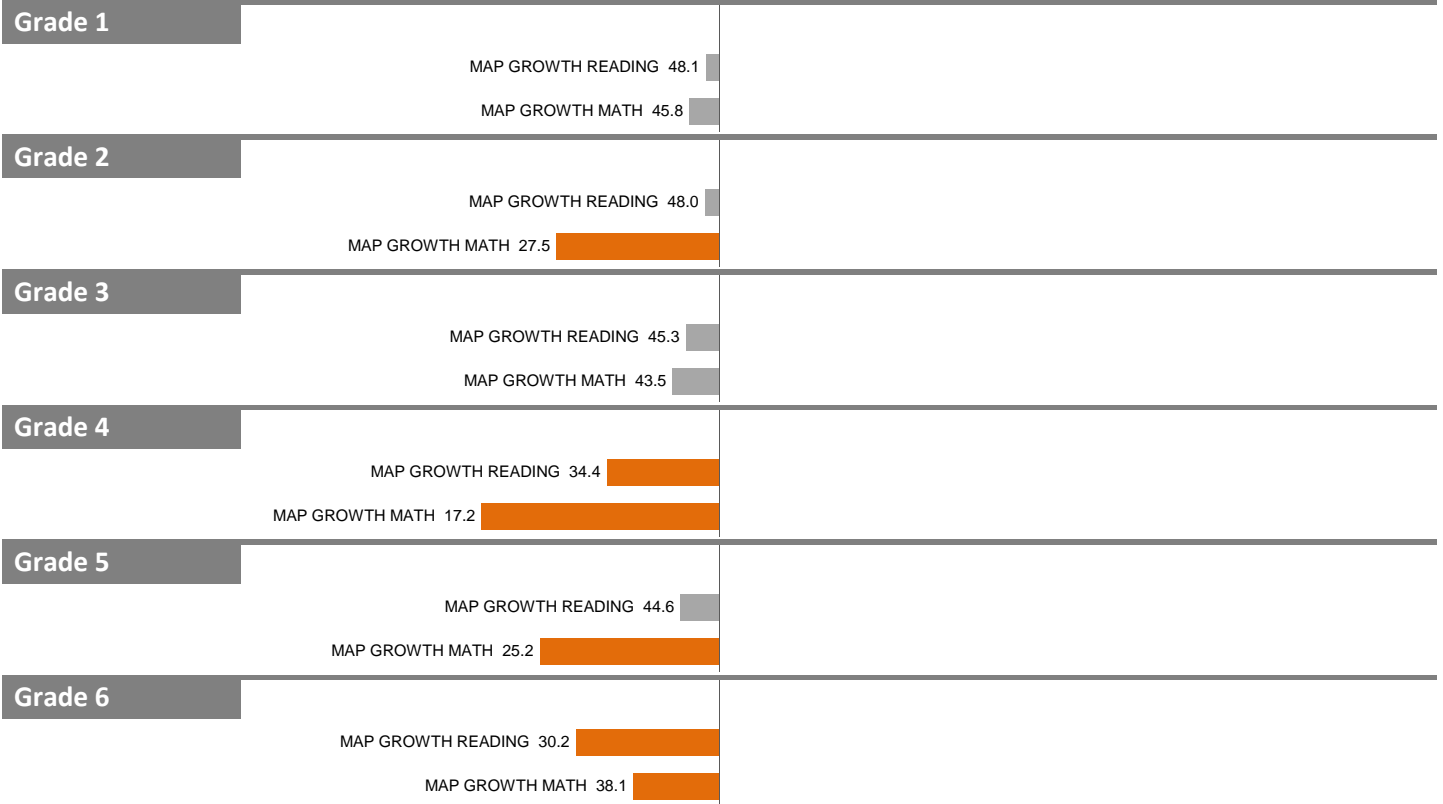
NOTES: "Overall SEI" has average 50 and standard deviation 5; an "average" overall SEI is 45 to 55. Component SEIs (e.g. Grade 5 STAAR Reading, PSAT Math) each have average 50 and standard deviation 10; an "average" component SEI is 40 to 60. Component SEIs are computed only if at least eight test results are available.

2023-24 School Effectiveness Index (SEI) Detail

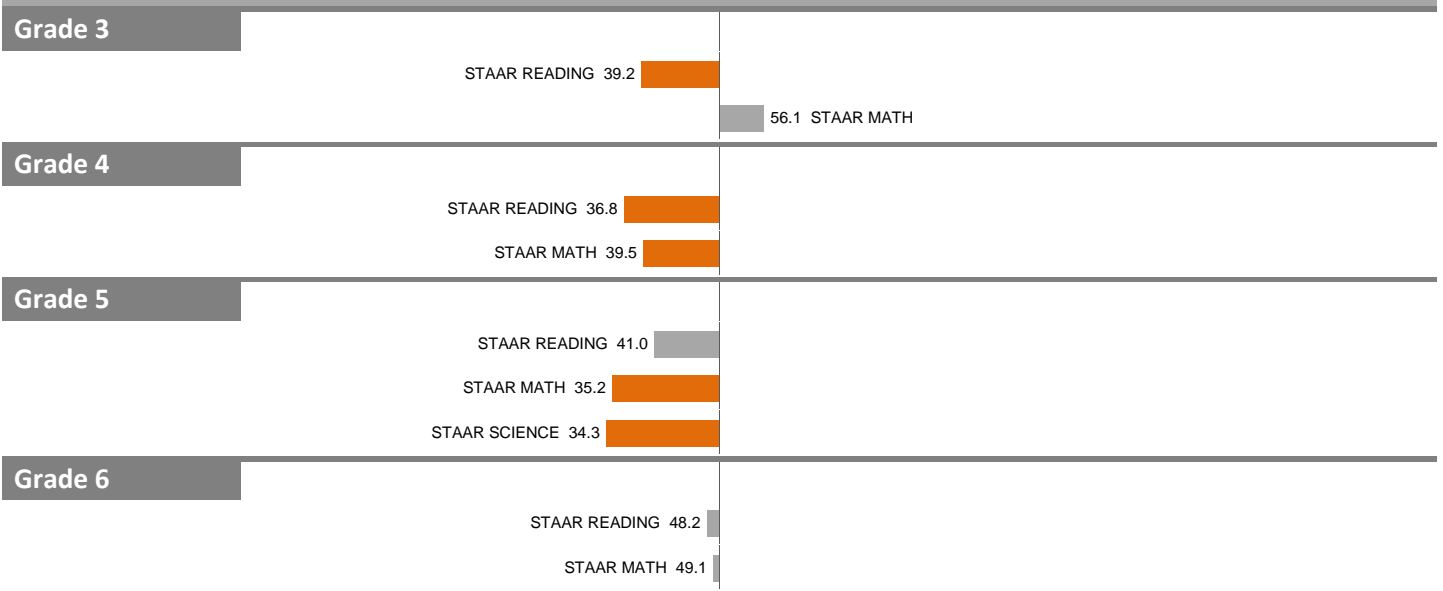
271-JULIAN T. SALDIVAR ELEMENTARY SCHOOL

Overall SEI: 39.7


MAP Growth



STAAR



Core ACP




NOTES: "Overall SEI" has average 50 and standard deviation 5; an "average" overall SEI is 45 to 55. Component SEIs (e.g. Grade 5 STAAR Reading, PSAT Math) each have average 50 and standard deviation 10; an "average" component SEI is 40 to 60. Component SEIs are computed only if at least eight test results are available.

2023-24 School Effectiveness Index (SEI) Detail

272-MARIA MORENO STEAM ACADEMY

Overall SEI: 47.3



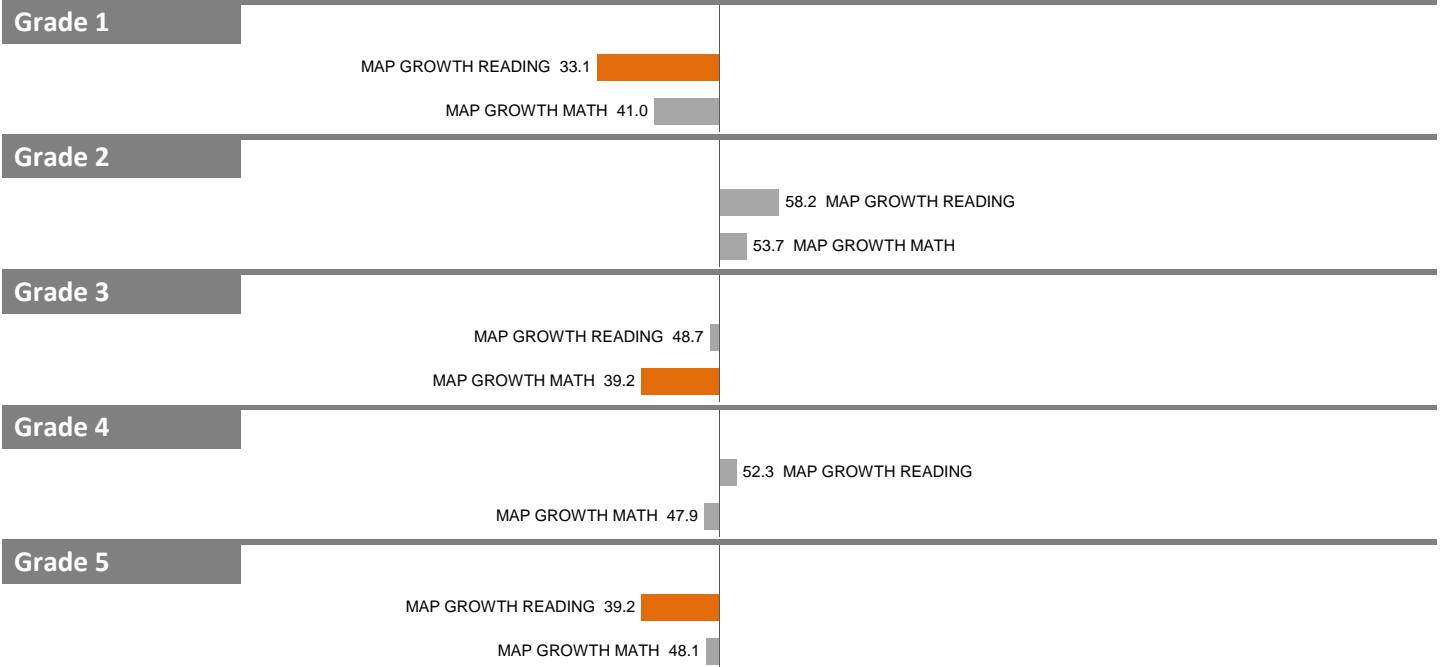
NOTES: "Overall SEI" has average 50 and standard deviation 5; an "average" overall SEI is 45 to 55. Component SEIs (e.g. Grade 5 STAAR Reading, PSAT Math) each have average 50 and standard deviation 10; an "average" component SEI is 40 to 60. Component SEIs are computed only if at least eight test results are available.

2023-24 School Effectiveness Index (SEI) Detail


273-PLEASANT GROVE ELEMENTARY SCHOOL

Overall SEI: 47.1

MAP Growth



STAAR




NOTES: "Overall SEI" has average 50 and standard deviation 5; an "average" overall SEI is 45 to 55. Component SEIs (e.g. Grade 5 STAAR Reading, PSAT Math) each have average 50 and standard deviation 10; an "average" component SEI is 40 to 60. Component SEIs are computed only if at least eight test results are available.

2023-24 School Effectiveness Index (SEI) Detail


274-MARY MCLEOD BETHUNE ELEMENTARY SCHOOL

Overall SEI: 55.2

MAP Growth



STAAR

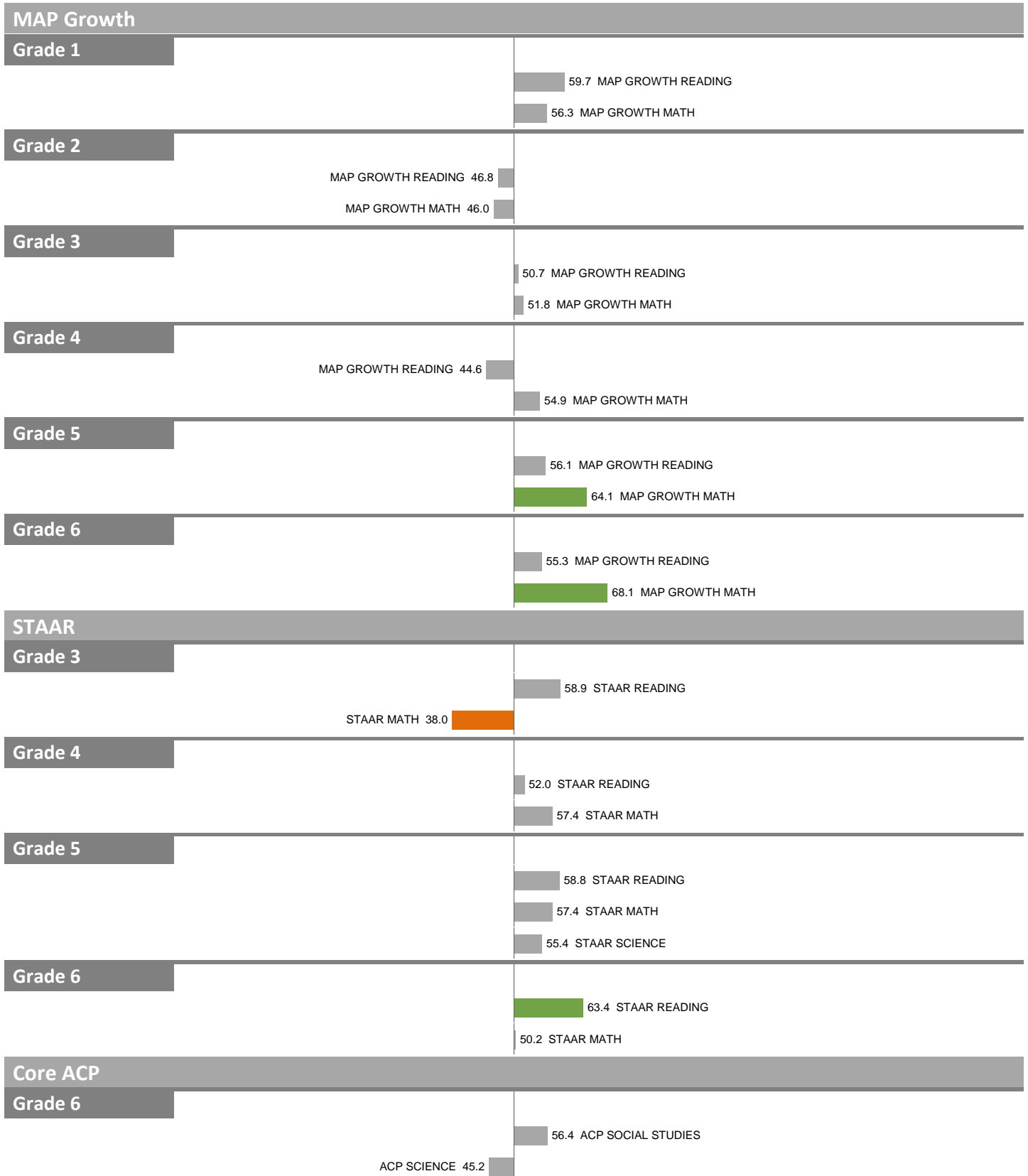


NOTES: "Overall SEI" has average 50 and standard deviation 5; an "average" overall SEI is 45 to 55. Component SEIs (e.g. Grade 5 STAAR Reading, PSAT Math) each have average 50 and standard deviation 10; an "average" component SEI is 40 to 60. Component SEIs are computed only if at least eight test results are available.

2023-24 School Effectiveness Index (SEI) Detail

275-LOUISE WOLFF KAHN ELEMENTARY SCHOOL

Overall SEI: 54.3




NOTES: "Overall SEI" has average 50 and standard deviation 5; an "average" overall SEI is 45 to 55. Component SEIs (e.g. Grade 5 STAAR Reading, PSAT Math) each have average 50 and standard deviation 10; an "average" component SEI is 40 to 60. Component SEIs are computed only if at least eight test results are available.

2023-24 School Effectiveness Index (SEI) Detail

276–GILBERT CUELLAR, SR. ELEMENTARY SCHOOL

Overall SEI: 46.4




NOTES: "Overall SEI" has average 50 and standard deviation 5; an "average" overall SEI is 45 to 55. Component SEIs (e.g. Grade 5 STAAR Reading, PSAT Math) each have average 50 and standard deviation 10; an "average" component SEI is 40 to 60. Component SEIs are computed only if at least eight test results are available.

2023-24 School Effectiveness Index (SEI) Detail

277–THOMAS TOLBERT ELEMENTARY SCHOOL

Overall SEI: 52.5



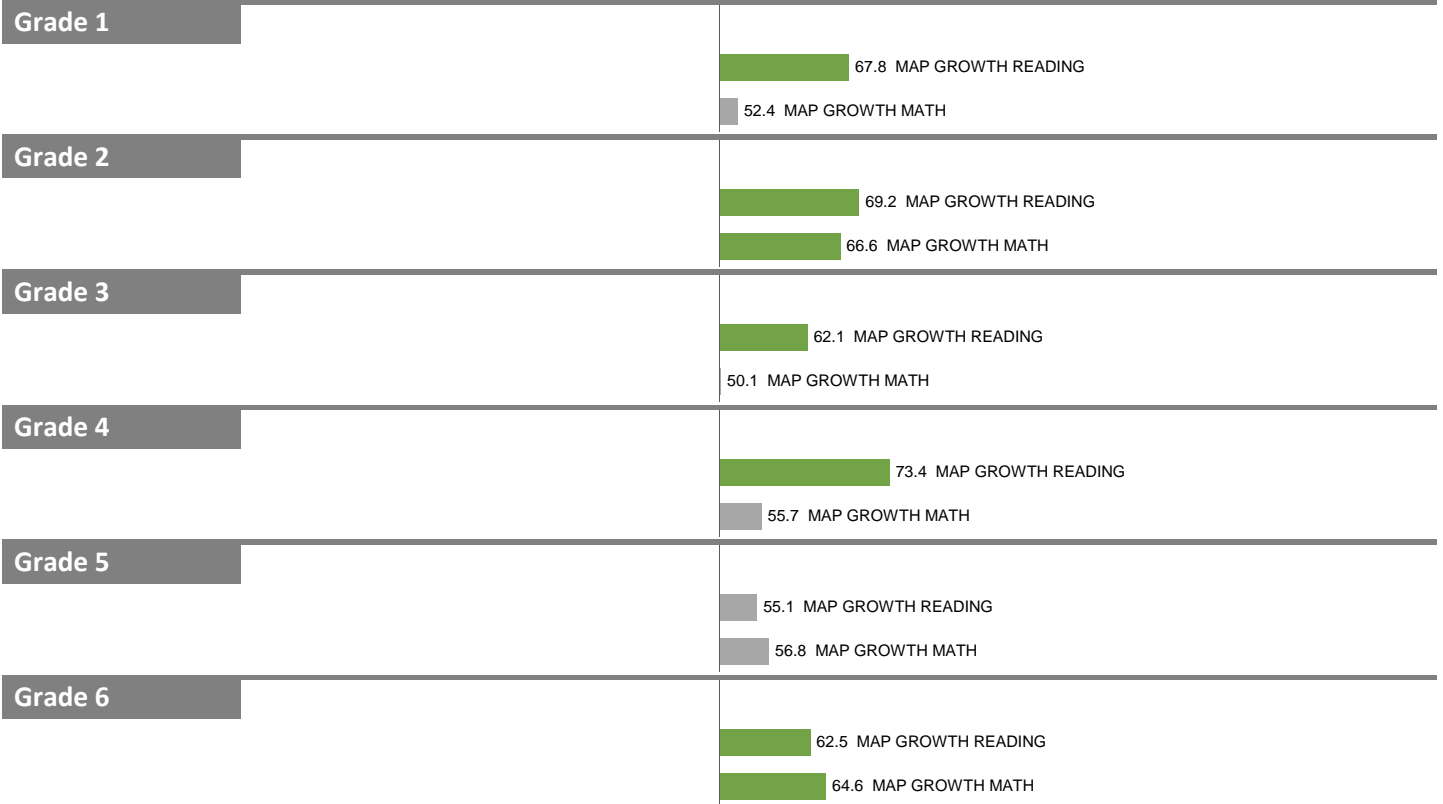
NOTES: "Overall SEI" has average 50 and standard deviation 5; an "average" overall SEI is 45 to 55. Component SEIs (e.g. Grade 5 STAAR Reading, PSAT Math) each have average 50 and standard deviation 10; an "average" component SEI is 40 to 60. Component SEIs are computed only if at least eight test results are available.

2023-24 School Effectiveness Index (SEI) Detail

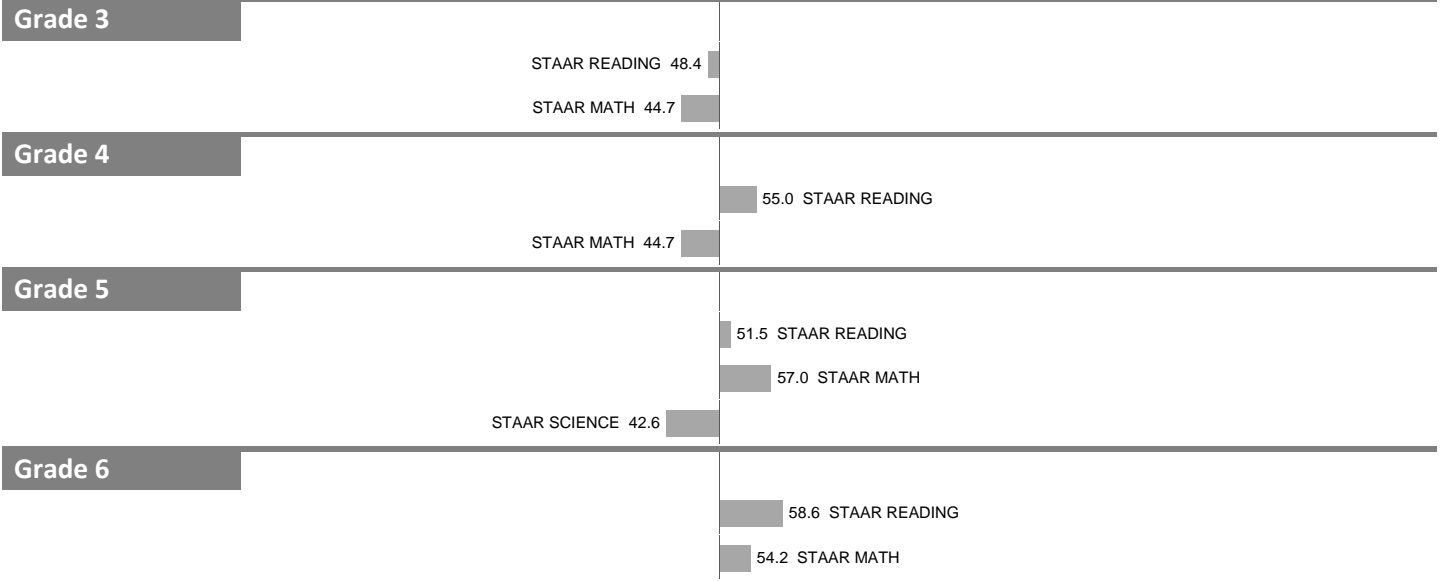
278—LEONIDES GONZALEZ CIGARROA, M.D. ELEMENTARY SCHOOL

Overall SEI: 57.1


MAP Growth



STAAR



Core ACP

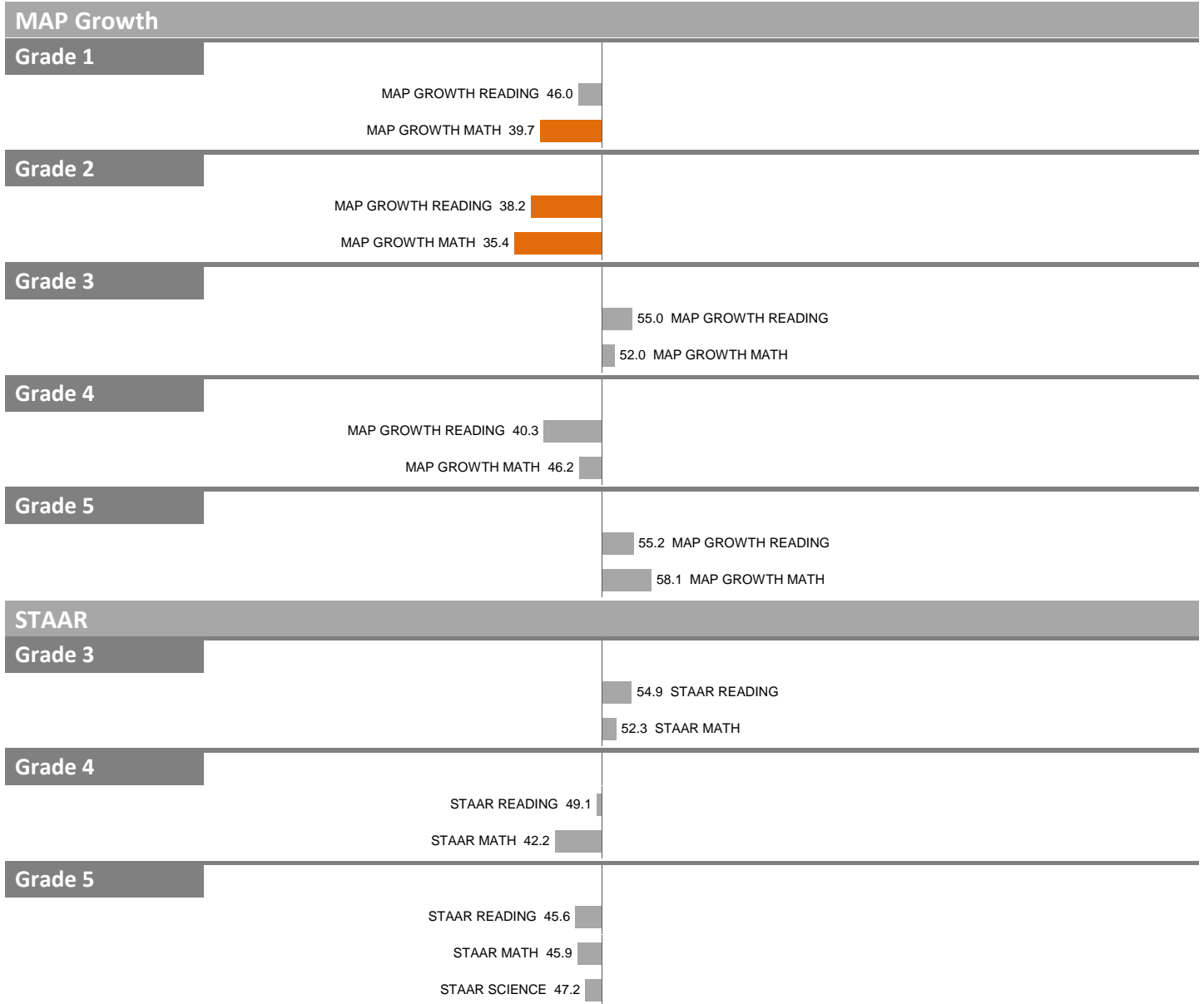


NOTES: "Overall SEI" has average 50 and standard deviation 5; an "average" overall SEI is 45 to 55. Component SEIs (e.g. Grade 5 STAAR Reading, PSAT Math) each have average 50 and standard deviation 10; an "average" component SEI is 40 to 60. Component SEIs are computed only if at least eight test results are available.

2023-24 School Effectiveness Index (SEI) Detail

279—JERRY R. JUNKINS ELEMENTARY SCHOOL

Overall SEI: 46.3




NOTES: "Overall SEI" has average 50 and standard deviation 5; an "average" overall SEI is 45 to 55. Component SEIs (e.g. Grade 5 STAAR Reading, PSAT Math) each have average 50 and standard deviation 10; an "average" component SEI is 40 to 60. Component SEIs are computed only if at least eight test results are available.

2023-24 School Effectiveness Index (SEI) Detail

280-ANNE FRANK ELEMENTARY SCHOOL

Overall SEI: 57.1



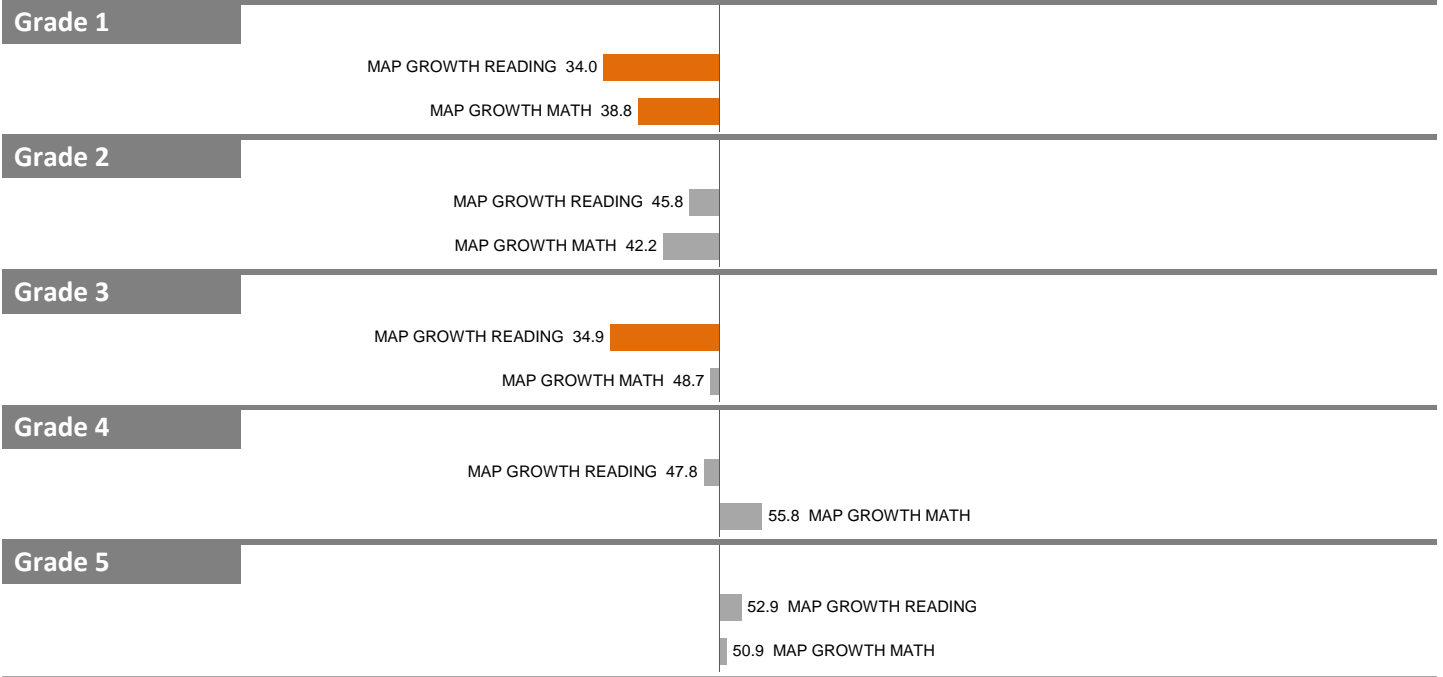
NOTES: "Overall SEI" has average 50 and standard deviation 5; an "average" overall SEI is 45 to 55. Component SEIs (e.g. Grade 5 STAAR Reading, PSAT Math) each have average 50 and standard deviation 10; an "average" component SEI is 40 to 60. Component SEIs are computed only if at least eight test results are available.

2023-24 School Effectiveness Index (SEI) Detail


281-CESAR CHAVEZ ELEMENTARY SCHOOL

Overall SEI: 44.1

MAP Growth



STAAR




NOTES: "Overall SEI" has average 50 and standard deviation 5; an "average" overall SEI is 45 to 55. Component SEIs (e.g. Grade 5 STAAR Reading, PSAT Math) each have average 50 and standard deviation 10; an "average" component SEI is 40 to 60. Component SEIs are computed only if at least eight test results are available.

2023-24 School Effectiveness Index (SEI) Detail

283-ESPERANZA "HOPE" MEDRANO ELEMENTARY SCHOOL

Overall SEI: 42.1

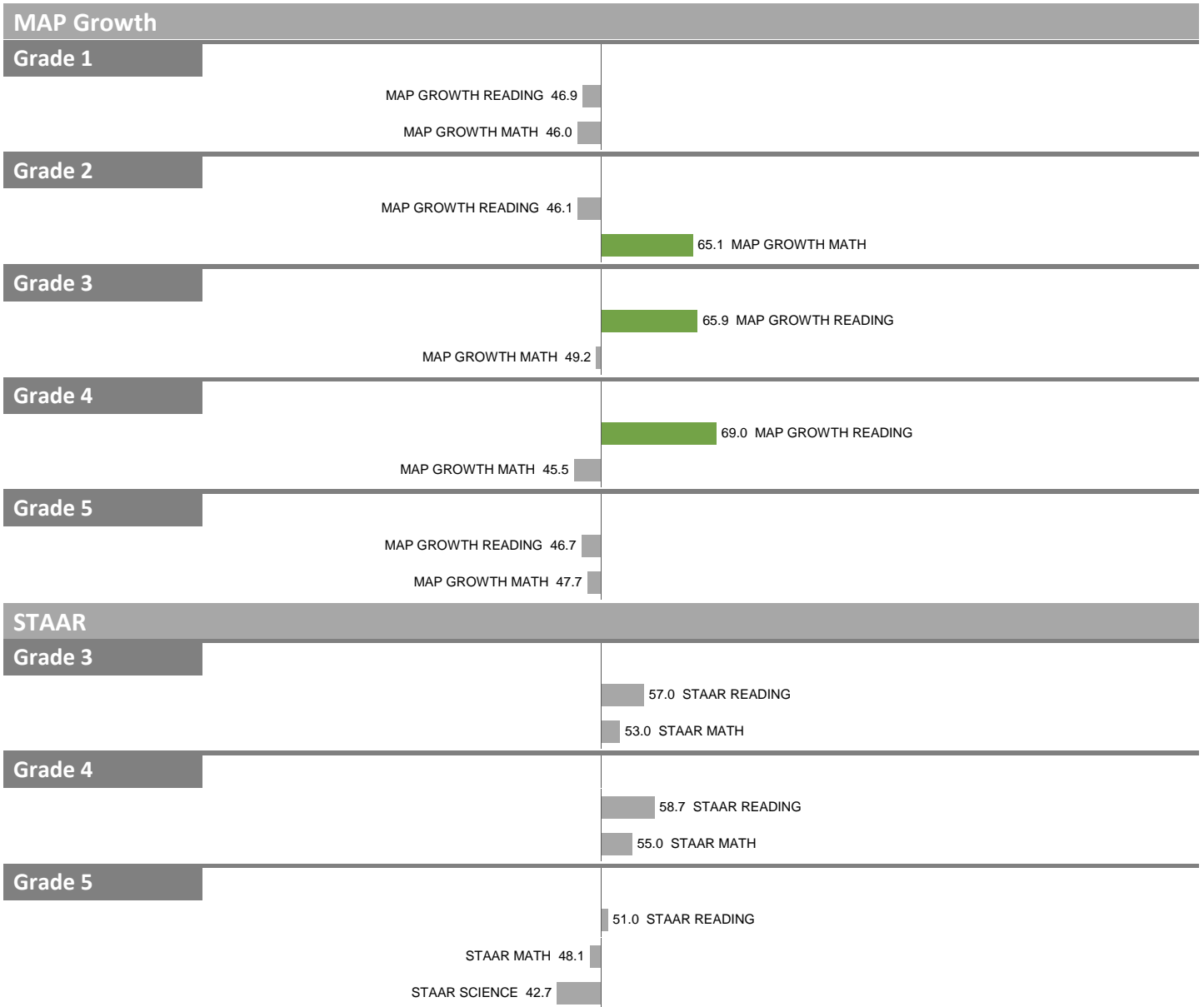


NOTES: "Overall SEI" has average 50 and standard deviation 5; an "average" overall SEI is 45 to 55. Component SEIs (e.g. Grade 5 STAAR Reading, PSAT Math) each have average 50 and standard deviation 10; an "average" component SEI is 40 to 60. Component SEIs are computed only if at least eight test results are available.

2023-24 School Effectiveness Index (SEI) Detail

284-PERSONALIZED LEARNING ACADEMY AT HIGHLAND MEADOWS

Overall SEI: 52.5

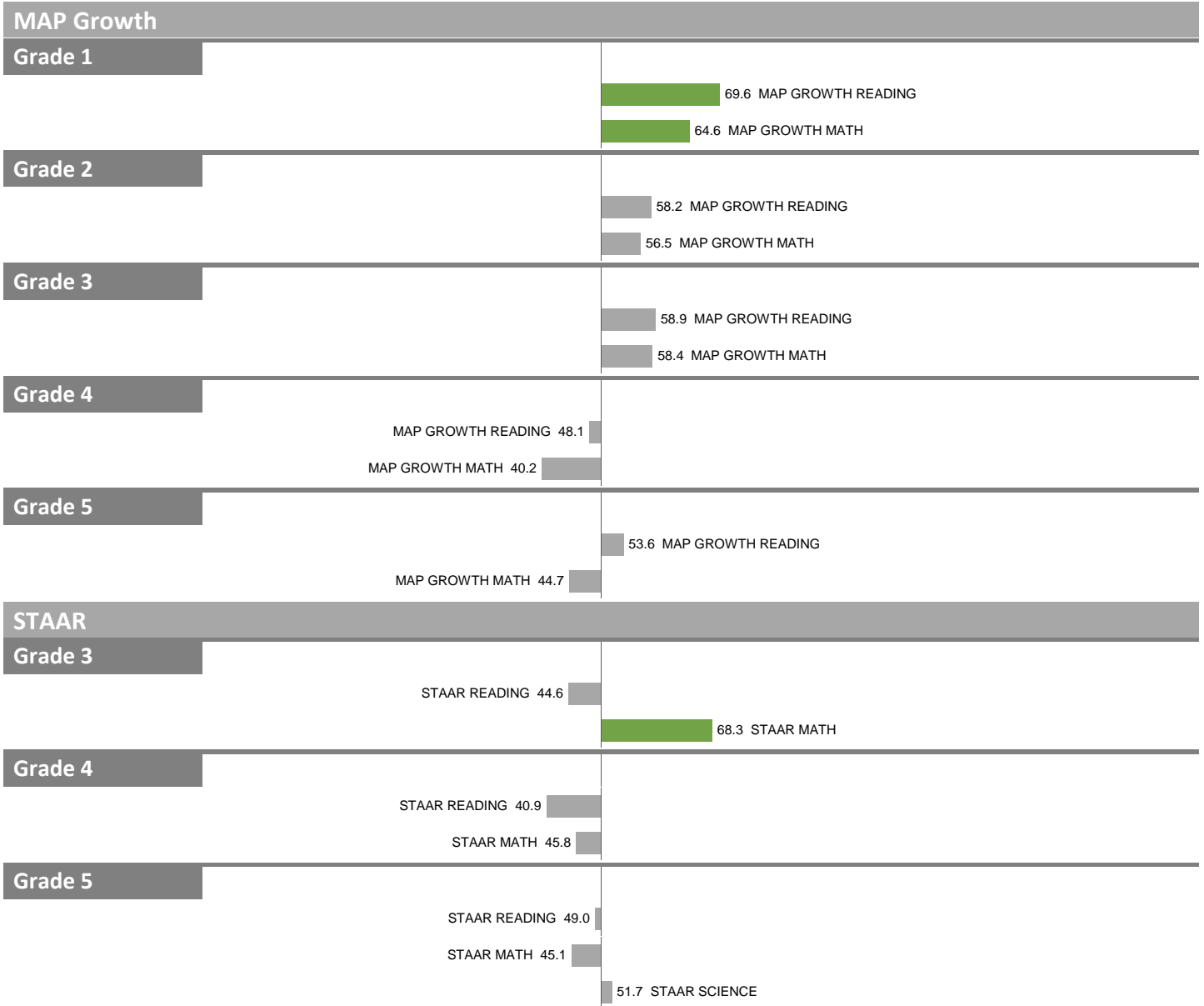


NOTES: "Overall SEI" has average 50 and standard deviation 5; an "average" overall SEI is 45 to 55. Component SEIs (e.g. Grade 5 STAAR Reading, PSAT Math) each have average 50 and standard deviation 10; an "average" component SEI is 40 to 60. Component SEIs are computed only if at least eight test results are available.

2023-24 School Effectiveness Index (SEI) Detail

286-LEE A. MCSHAN, JR. ELEMENTARY SCHOOL

Overall SEI: 53.6



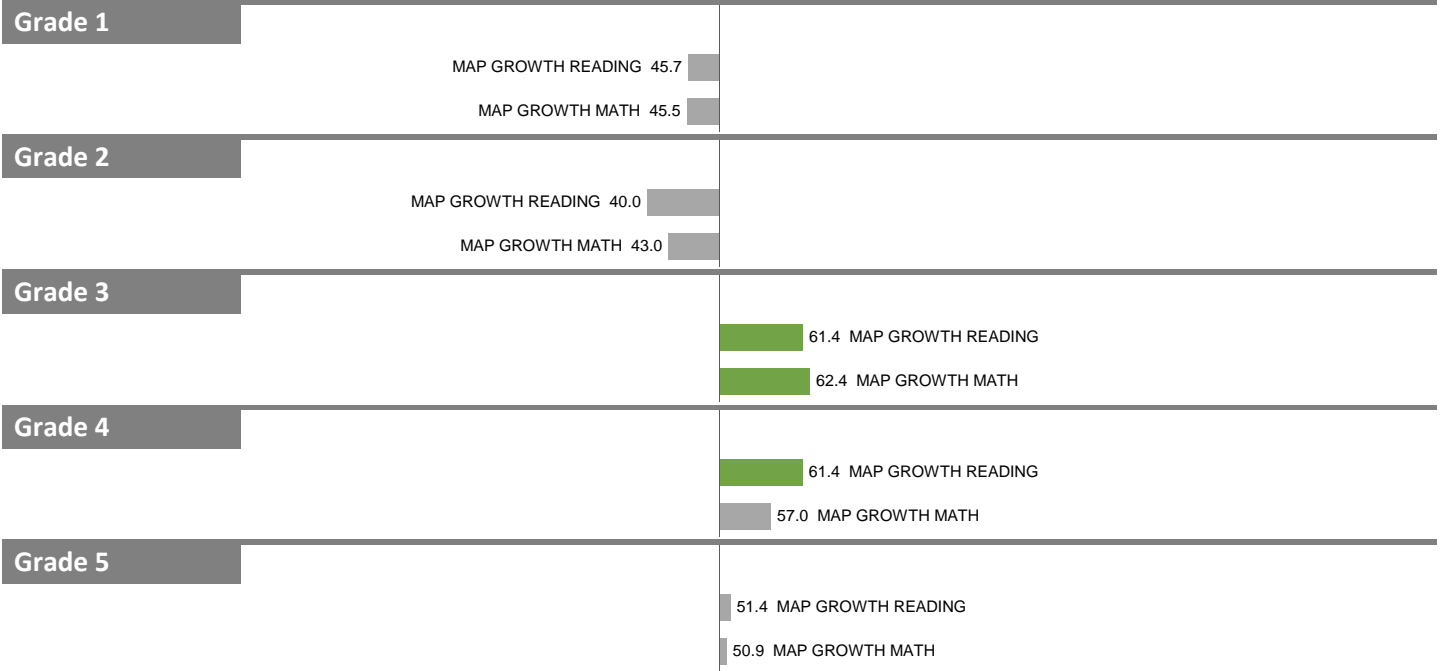
NOTES: "Overall SEI" has average 50 and standard deviation 5; an "average" overall SEI is 45 to 55. Component SEIs (e.g. Grade 5 STAAR Reading, PSAT Math) each have average 50 and standard deviation 10; an "average" component SEI is 40 to 60. Component SEIs are computed only if at least eight test results are available.

2023-24 School Effectiveness Index (SEI) Detail


287-CELESTINO MAURICIO SOTO, JR. ELEMENTARY SCHOOL

Overall SEI: 53.7

MAP Growth



STAAR



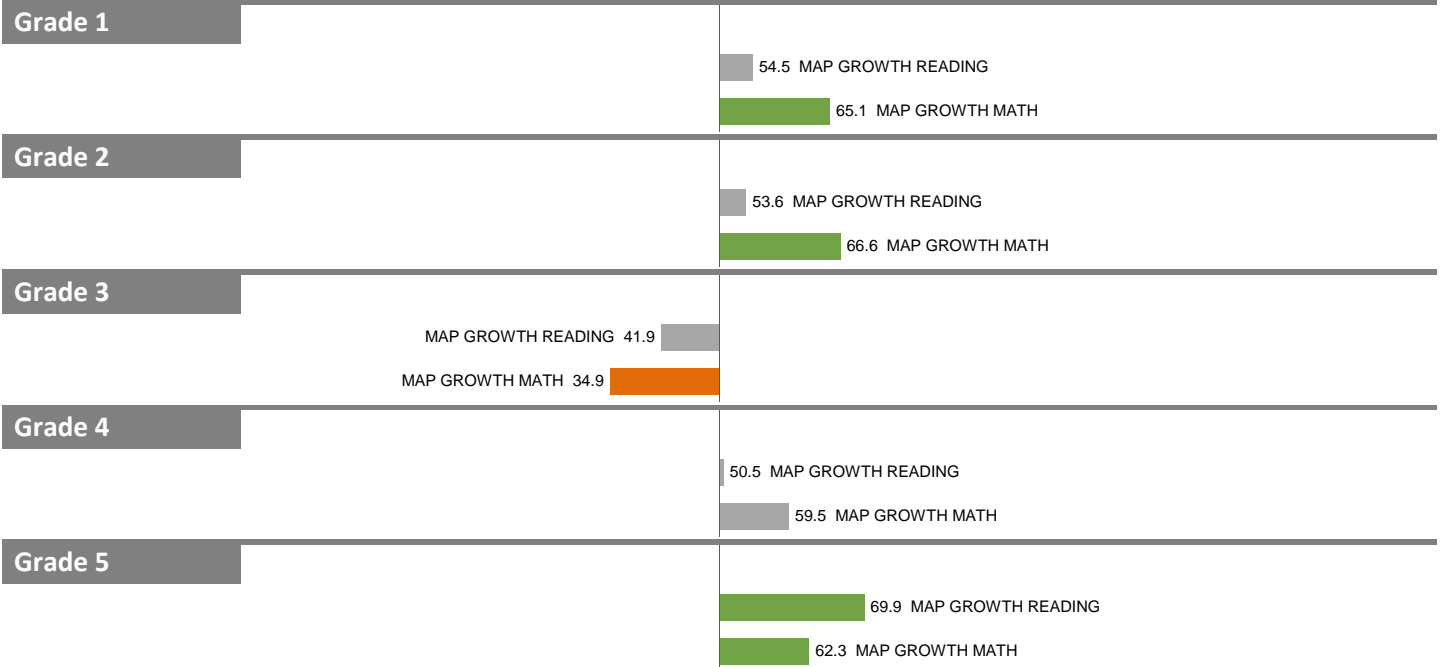
NOTES: "Overall SEI" has average 50 and standard deviation 5; an "average" overall SEI is 45 to 55. Component SEIs (e.g. Grade 5 STAAR Reading, PSAT Math) each have average 50 and standard deviation 10; an "average" component SEI is 40 to 60. Component SEIs are computed only if at least eight test results are available.

2023-24 School Effectiveness Index (SEI) Detail

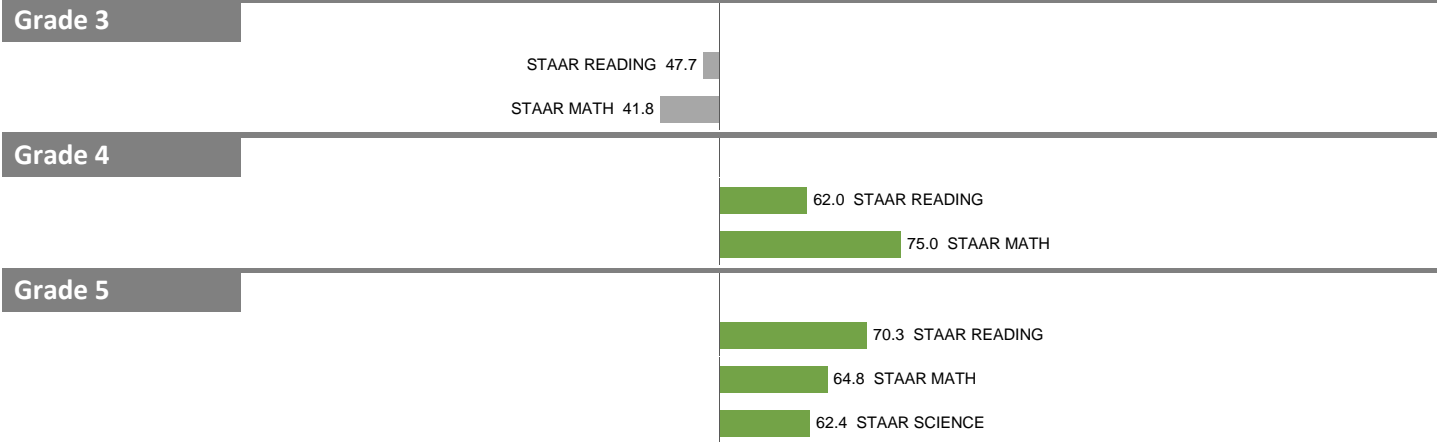
289-FELIX G. BOTELLO PERSONALIZED LEARNING ELEMENTARY SCHOOL

Overall SEI: 59.4

MAP Growth



STAAR



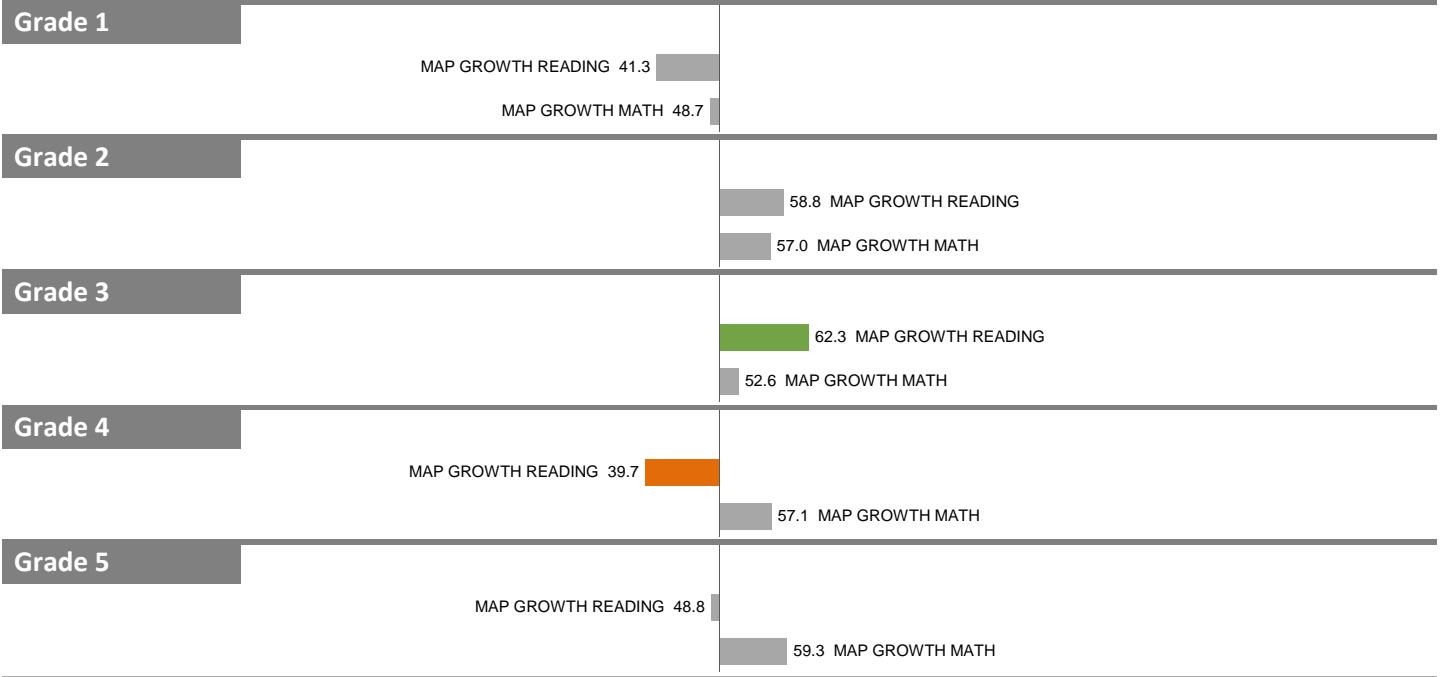
NOTES: "Overall SEI" has average 50 and standard deviation 5; an "average" overall SEI is 45 to 55. Component SEIs (e.g. Grade 5 STAAR Reading, PSAT Math) each have average 50 and standard deviation 10; an "average" component SEI is 40 to 60. Component SEIs are computed only if at least eight test results are available.

2023-24 School Effectiveness Index (SEI) Detail


301-WILMER-HUTCHINS ELEMENTARY SCHOOL

Overall SEI: 57.2

MAP Growth



STAAR

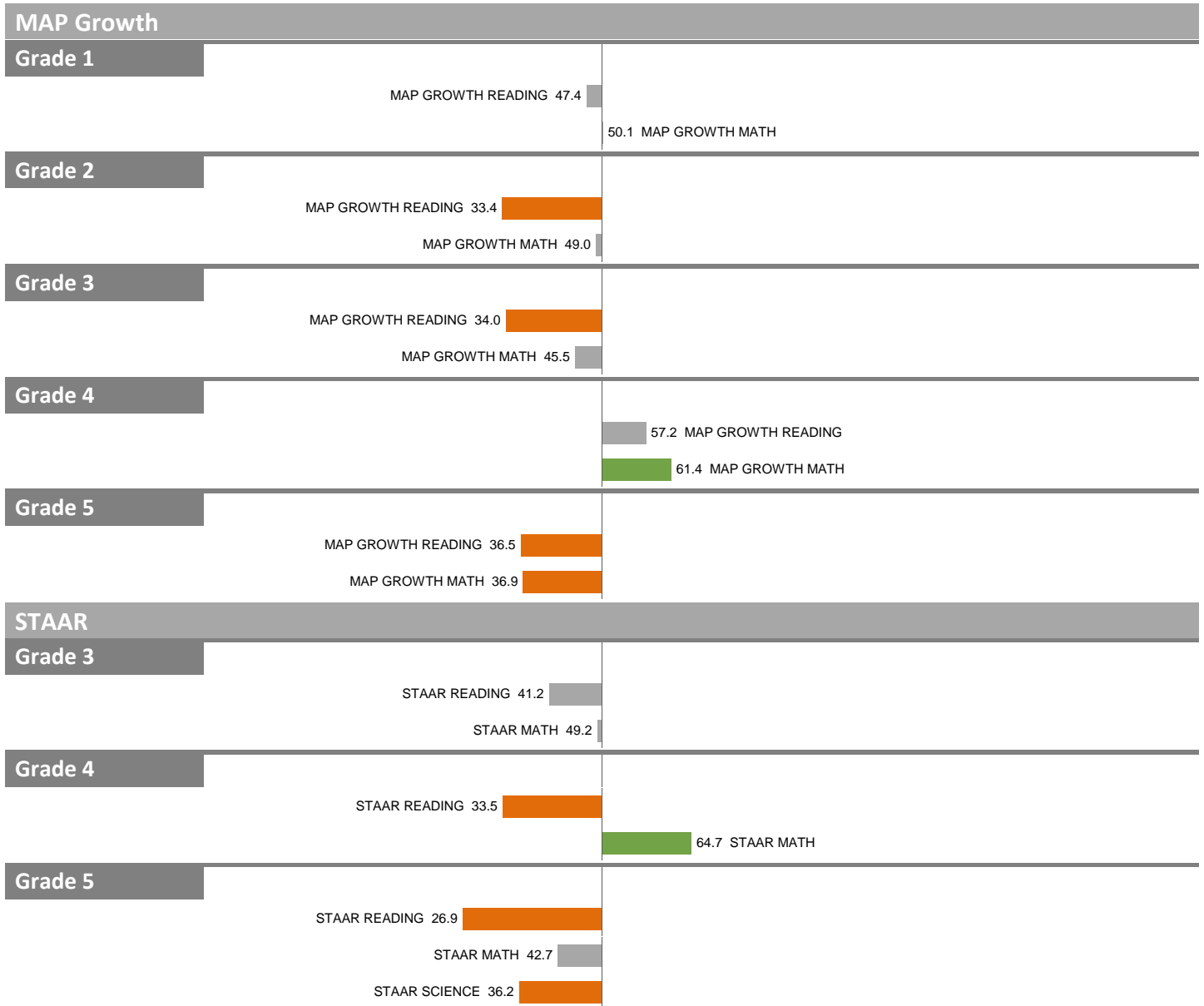


NOTES: "Overall SEI" has average 50 and standard deviation 5; an "average" overall SEI is 45 to 55. Component SEIs (e.g. Grade 5 STAAR Reading, PSAT Math) each have average 50 and standard deviation 10; an "average" component SEI is 40 to 60. Component SEIs are computed only if at least eight test results are available.

2023-24 School Effectiveness Index (SEI) Detail

303–THELMA E. PAGE RICHARDSON ELEMENTARY SCHOOL

Overall SEI: 43.3

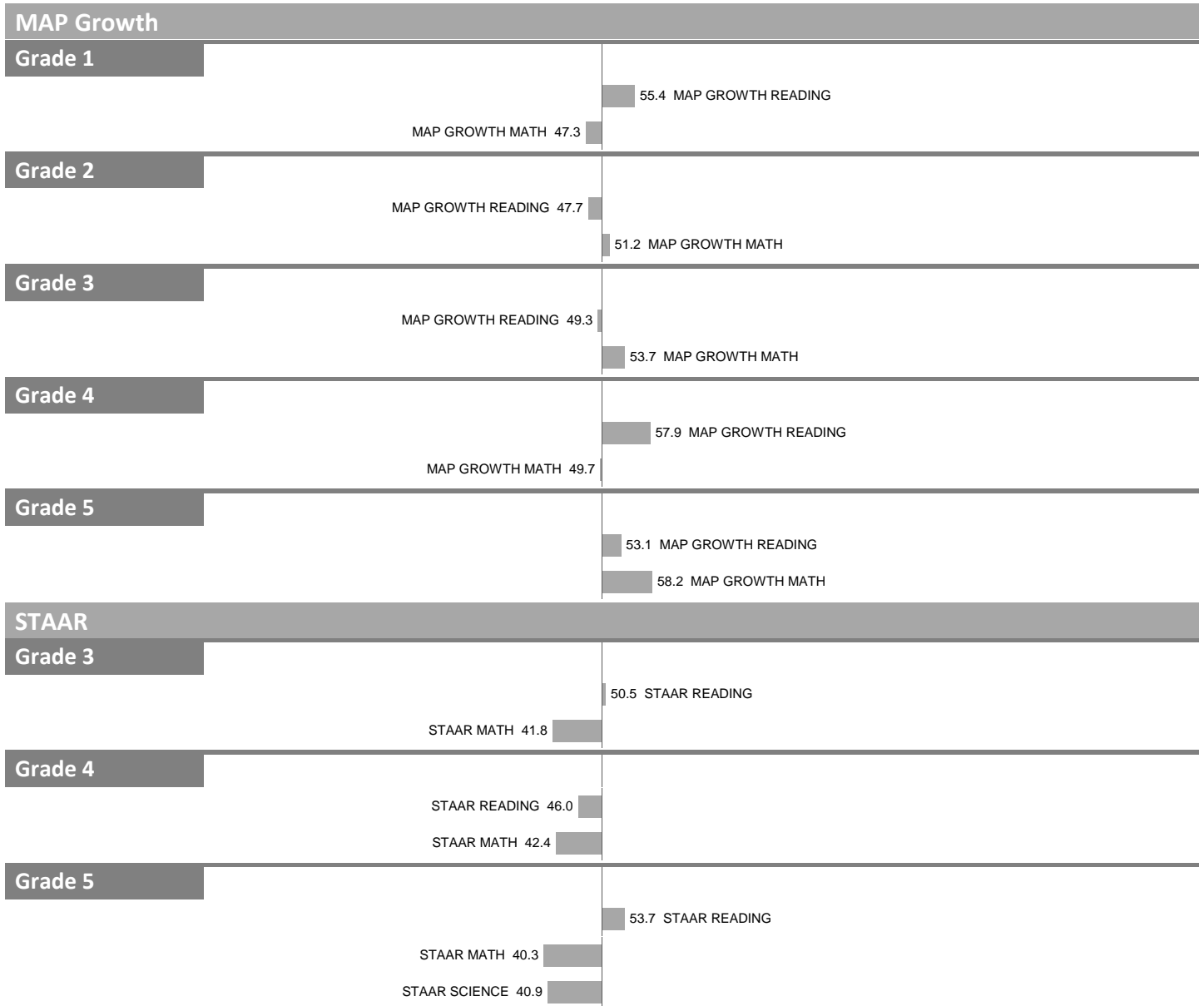


NOTES: "Overall SEI" has average 50 and standard deviation 5; an "average" overall SEI is 45 to 55. Component SEIs (e.g. Grade 5 STAAR Reading, PSAT Math) each have average 50 and standard deviation 10; an "average" component SEI is 40 to 60. Component SEIs are computed only if at least eight test results are available.

2023-24 School Effectiveness Index (SEI) Detail

304—GEORGE H.W. BUSH ELEMENTARY SCHOOL

Overall SEI: 48.5




NOTES: "Overall SEI" has average 50 and standard deviation 5; an "average" overall SEI is 45 to 55. Component SEIs (e.g. Grade 5 STAAR Reading, PSAT Math) each have average 50 and standard deviation 10; an "average" component SEI is 40 to 60. Component SEIs are computed only if at least eight test results are available.

2023-24 School Effectiveness Index (SEI) Detail

305-EBBY HALLIDAY ELEMENTARY SCHOOL

Overall SEI: 42.9




NOTES: "Overall SEI" has average 50 and standard deviation 5; an "average" overall SEI is 45 to 55. Component SEIs (e.g. Grade 5 STAAR Reading, PSAT Math) each have average 50 and standard deviation 10; an "average" component SEI is 40 to 60. Component SEIs are computed only if at least eight test results are available.

2023-24 School Effectiveness Index (SEI) Detail

307-H.S. THOMPSON ELEMENTARY SCHOOL

Overall SEI: 48.1




NOTES: "Overall SEI" has average 50 and standard deviation 5; an "average" overall SEI is 45 to 55. Component SEIs (e.g. Grade 5 STAAR Reading, PSAT Math) each have average 50 and standard deviation 10; an "average" component SEI is 40 to 60. Component SEIs are computed only if at least eight test results are available.

2023-24 School Effectiveness Index (SEI) Detail

312-EDDIE BERNICE JOHNSON STEM ACADEMY

Overall SEI: 49.9




NOTES: "Overall SEI" has average 50 and standard deviation 5; an "average" overall SEI is 45 to 55. Component SEIs (e.g. Grade 5 STAAR Reading, PSAT Math) each have average 50 and standard deviation 10; an "average" component SEI is 40 to 60. Component SEIs are computed only if at least eight test results are available.

2023-24 School Effectiveness Index (SEI) Detail

159-L.L. HOTCHKISS ELEMENTARY SCHOOL

Overall SEI: 53.0



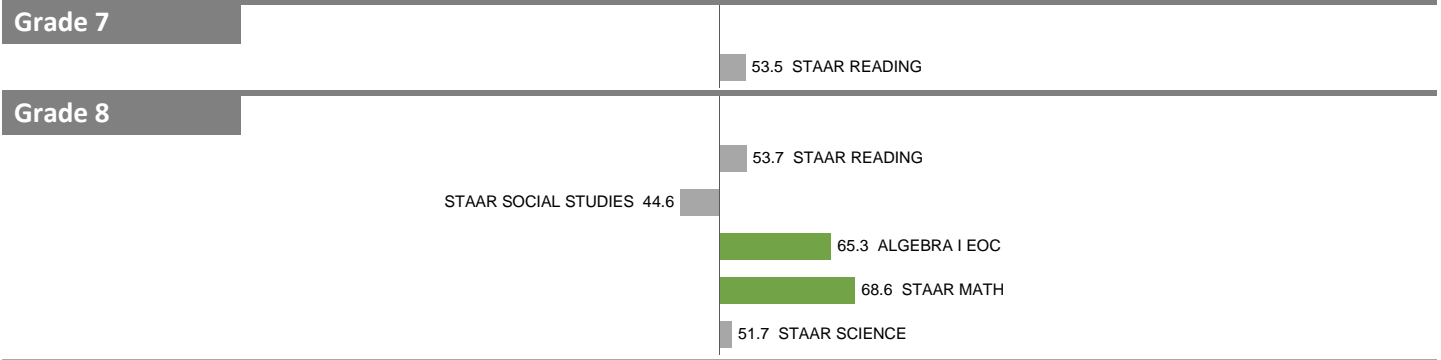
NOTES: "Overall SEI" has average 50 and standard deviation 5; an "average" overall SEI is 45 to 55. Component SEIs (e.g. Grade 5 STAAR Reading, PSAT Math) each have average 50 and standard deviation 10; an "average" component SEI is 40 to 60. Component SEIs are computed only if at least eight test results are available.

2023-24 School Effectiveness Index (SEI) Detail

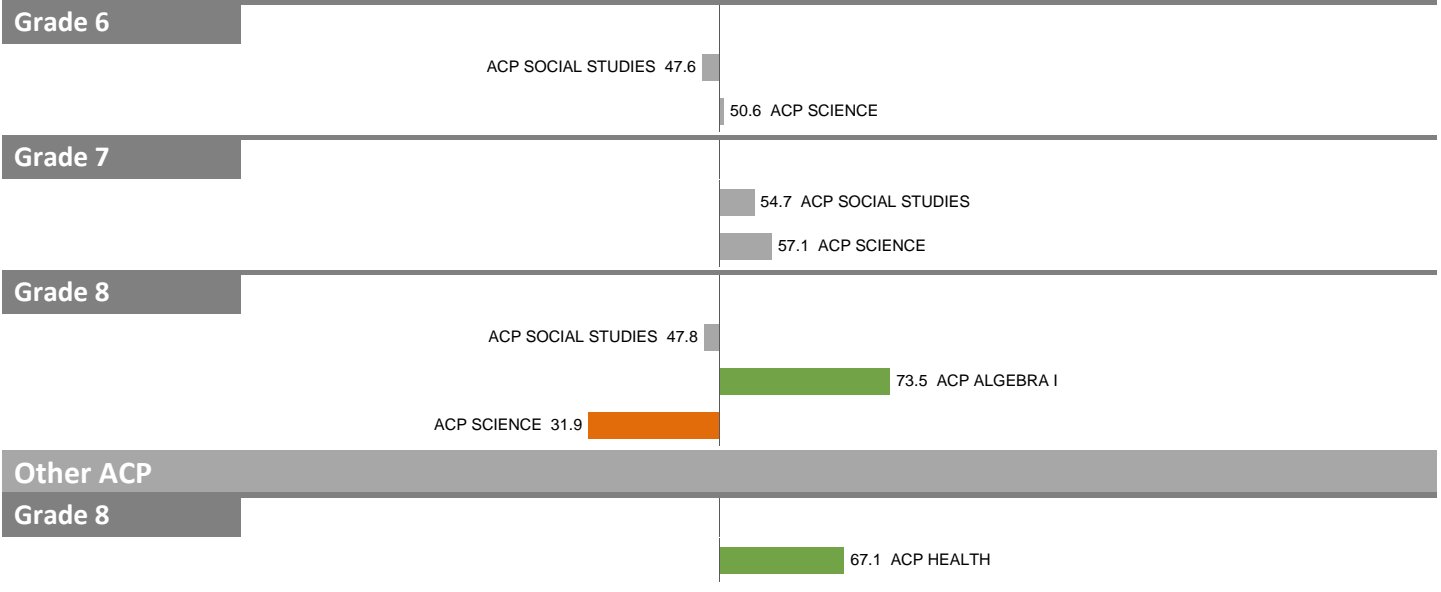
159-L.L. HOTCHKISS ELEMENTARY SCHOOL

Overall SEI: 53.0

STAAR



Core ACP



Other ACP




NOTES: "Overall SEI" has average 50 and standard deviation 5; an "average" overall SEI is 45 to 55. Component SEIs (e.g. Grade 5 STAAR Reading, PSAT Math) each have average 50 and standard deviation 10; an "average" component SEI is 40 to 60. Component SEIs are computed only if at least eight test results are available.

2023-24 School Effectiveness Index (SEI) Detail

173-JESUS MOROLES EXPRESSIVE ARTS VANGUARD

Overall SEI: 51.1

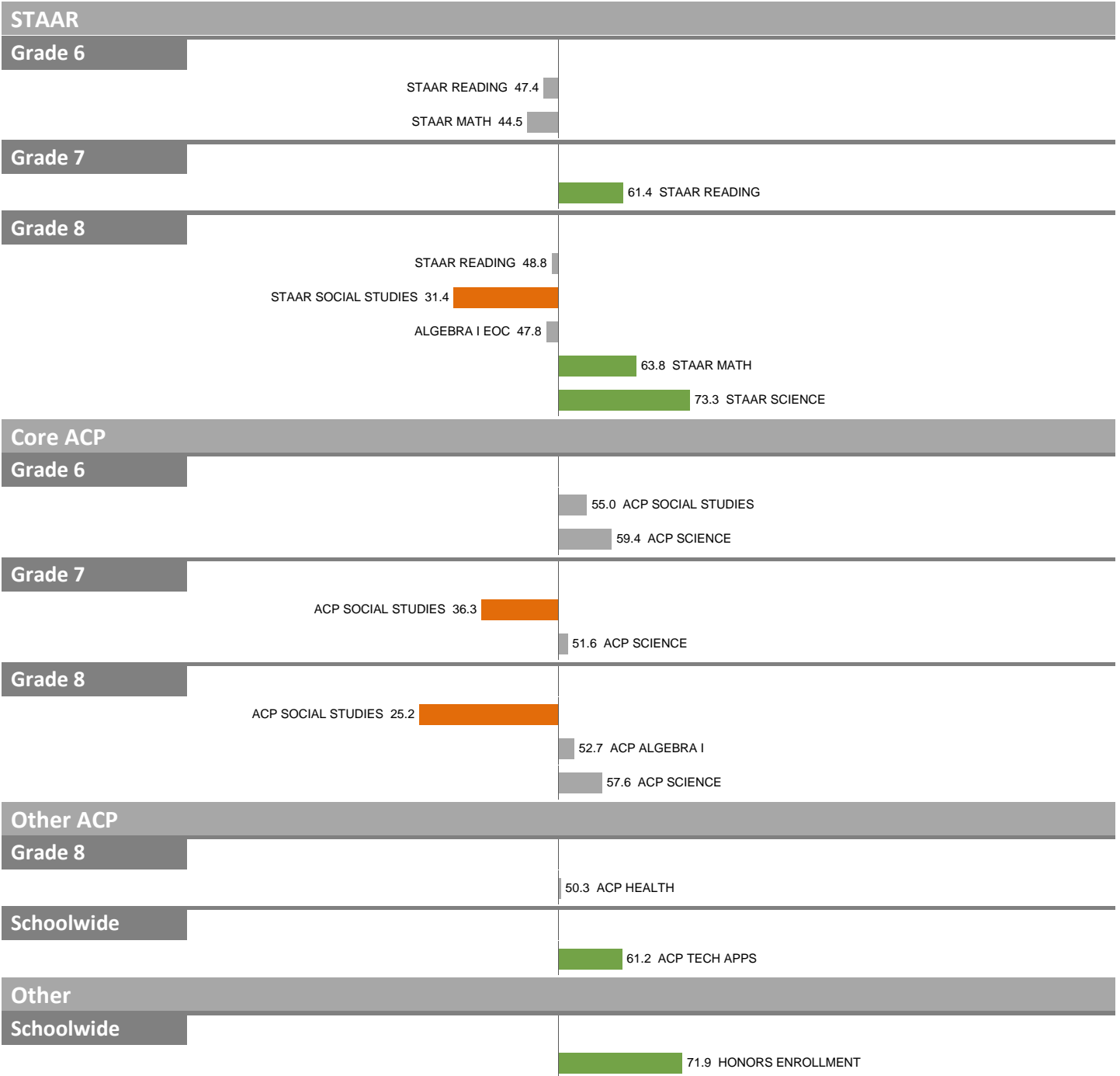


NOTES: "Overall SEI" has average 50 and standard deviation 5; an "average" overall SEI is 45 to 55. Component SEIs (e.g. Grade 5 STAAR Reading, PSAT Math) each have average 50 and standard deviation 10; an "average" component SEI is 40 to 60. Component SEIs are computed only if at least eight test results are available.

2023-24 School Effectiveness Index (SEI) Detail

173-JESUS MOROLES EXPRESSIVE ARTS VANGUARD

Overall SEI: 51.1




NOTES: "Overall SEI" has average 50 and standard deviation 5; an "average" overall SEI is 45 to 55. Component SEIs (e.g. Grade 5 STAAR Reading, PSAT Math) each have average 50 and standard deviation 10; an "average" component SEI is 40 to 60. Component SEIs are computed only if at least eight test results are available.

2023-24 School Effectiveness Index (SEI) Detail

194-K.B. POLK ELEMENTARY SCHOOL

Overall SEI: 48.7




NOTES: "Overall SEI" has average 50 and standard deviation 5; an "average" overall SEI is 45 to 55. Component SEIs (e.g. Grade 5 STAAR Reading, PSAT Math) each have average 50 and standard deviation 10; an "average" component SEI is 40 to 60. Component SEIs are computed only if at least eight test results are available.

2023-24 School Effectiveness Index (SEI) Detail

194-K.B. POLK ELEMENTARY SCHOOL

Overall SEI: 48.7

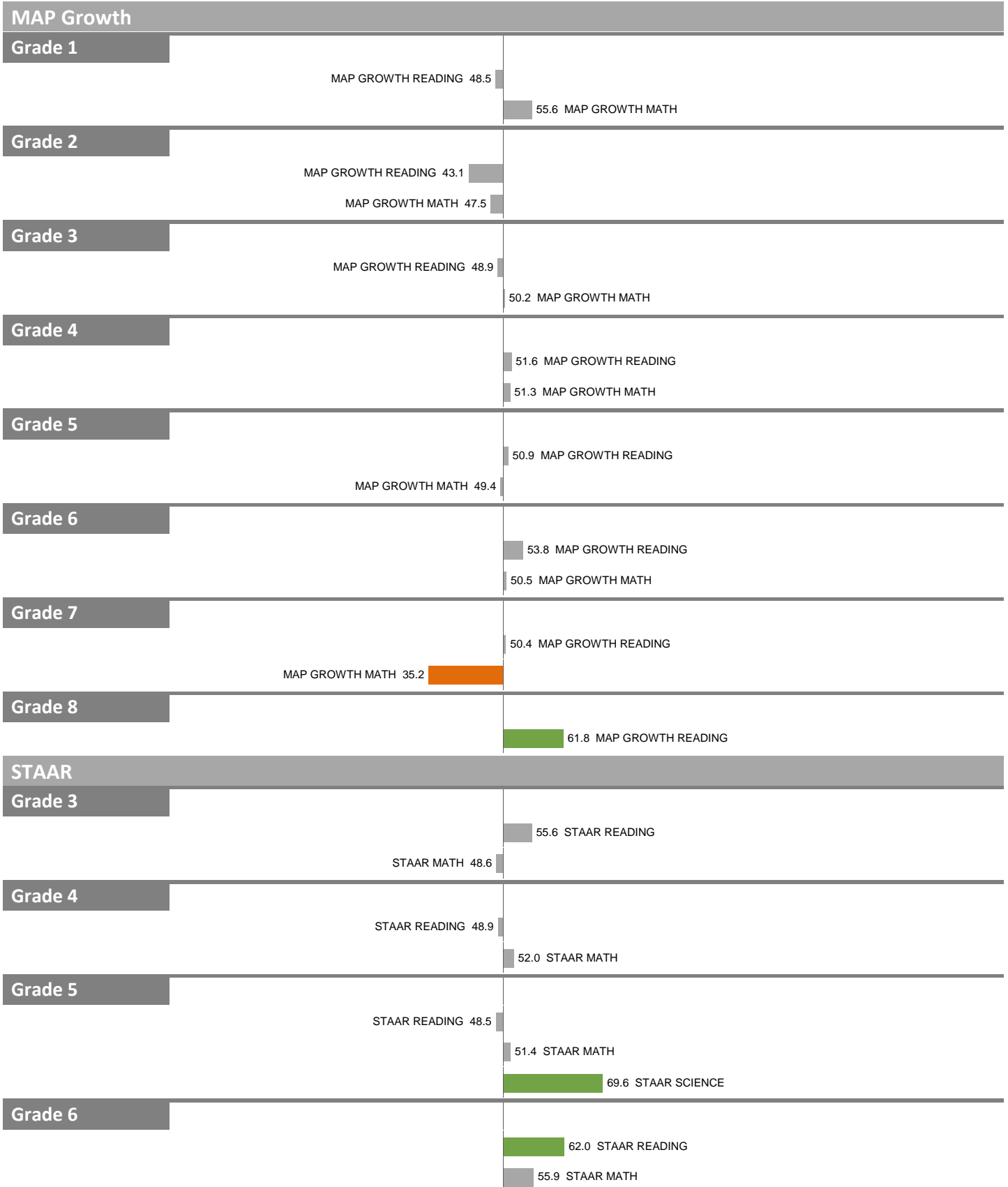


NOTES: "Overall SEI" has average 50 and standard deviation 5; an "average" overall SEI is 45 to 55. Component SEIs (e.g. Grade 5 STAAR Reading, PSAT Math) each have average 50 and standard deviation 10; an "average" component SEI is 40 to 60. Component SEIs are computed only if at least eight test results are available.

2023-24 School Effectiveness Index (SEI) Detail

206-ALEX SANGER PREPARATORY SCHOOL

Overall SEI: 52.0




NOTES: "Overall SEI" has average 50 and standard deviation 5; an "average" overall SEI is 45 to 55. Component SEIs (e.g. Grade 5 STAAR Reading, PSAT Math) each have average 50 and standard deviation 10; an "average" component SEI is 40 to 60. Component SEIs are computed only if at least eight test results are available.

2023-24 School Effectiveness Index (SEI) Detail

206-ALEX SANGER PREPARATORY SCHOOL

Overall SEI: 52.0




NOTES: "Overall SEI" has average 50 and standard deviation 5; an "average" overall SEI is 45 to 55. Component SEIs (e.g. Grade 5 STAAR Reading, PSAT Math) each have average 50 and standard deviation 10; an "average" component SEI is 40 to 60. Component SEIs are computed only if at least eight test results are available.

2023-24 School Effectiveness Index (SEI) Detail

224-WALNUT HILL INTERNATIONAL LEADERSHIP ACADEMY

Overall SEI: 50.8




NOTES: "Overall SEI" has average 50 and standard deviation 5; an "average" overall SEI is 45 to 55. Component SEIs (e.g. Grade 5 STAAR Reading, PSAT Math) each have average 50 and standard deviation 10; an "average" component SEI is 40 to 60. Component SEIs are computed only if at least eight test results are available.

2023-24 School Effectiveness Index (SEI) Detail

224-WALNUT HILL INTERNATIONAL LEADERSHIP ACADEMY

Overall SEI: 50.8




NOTES: "Overall SEI" has average 50 and standard deviation 5; an "average" overall SEI is 45 to 55. Component SEIs (e.g. Grade 5 STAAR Reading, PSAT Math) each have average 50 and standard deviation 10; an "average" component SEI is 40 to 60. Component SEIs are computed only if at least eight test results are available.

2023-24 School Effectiveness Index (SEI) Detail

263-J.P. STARKS ELEMENTARY SCHOOL

Overall SEI: 55.1




NOTES: "Overall SEI" has average 50 and standard deviation 5; an "average" overall SEI is 45 to 55. Component SEIs (e.g. Grade 5 STAAR Reading, PSAT Math) each have average 50 and standard deviation 10; an "average" component SEI is 40 to 60. Component SEIs are computed only if at least eight test results are available.

2023-24 School Effectiveness Index (SEI) Detail

263-J.P. STARKS ELEMENTARY SCHOOL

Overall SEI: 55.1



NOTES: "Overall SEI" has average 50 and standard deviation 5; an "average" overall SEI is 45 to 55. Component SEIs (e.g. Grade 5 STAAR Reading, PSAT Math) each have average 50 and standard deviation 10; an "average" component SEI is 40 to 60. Component SEIs are computed only if at least eight test results are available.