


2023-24 School Effectiveness Index (SEI) Detail

42-JUDGE LOUIS A. BEDFORD, JR. LAW ACADEMY

Overall SEI: 47.5



NOTES: "Overall SEI" has average 50 and standard deviation 5; an "average" overall SEI is 45 to 55. Component SEIs (e.g. Grade 5 STAAR Reading, PSAT Math) each have average 50 and standard deviation 10; an "average" component SEI is 40 to 60. Component SEIs are computed only if at least eight test results are available.

2023-24 School Effectiveness Index (SEI) Detail

42-JUDGE LOUIS A. BEDFORD, JR. LAW ACADEMY

Overall SEI: 47.5

Other

Schoolwide

HONORS ENROLLMENT 44.5


NOTES: "Overall SEI" has average 50 and standard deviation 5; an "average" overall SEI is 45 to 55. Component SEIs (e.g. Grade 5 STAAR Reading, PSAT Math) each have average 50 and standard deviation 10; an "average" component SEI is 40 to 60. Component SEIs are computed only if at least eight test results are available.

2023-24 School Effectiveness Index (SEI) Detail

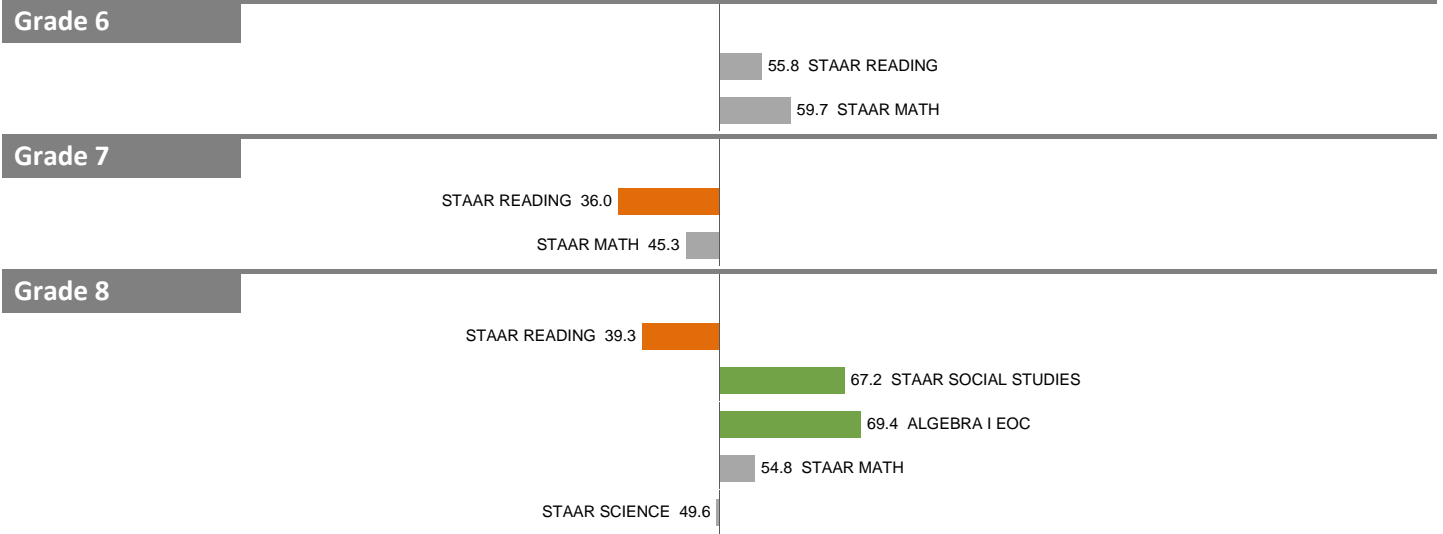
43-T.W. BROWNE MIDDLE SCHOOL

Overall SEI: 47.6

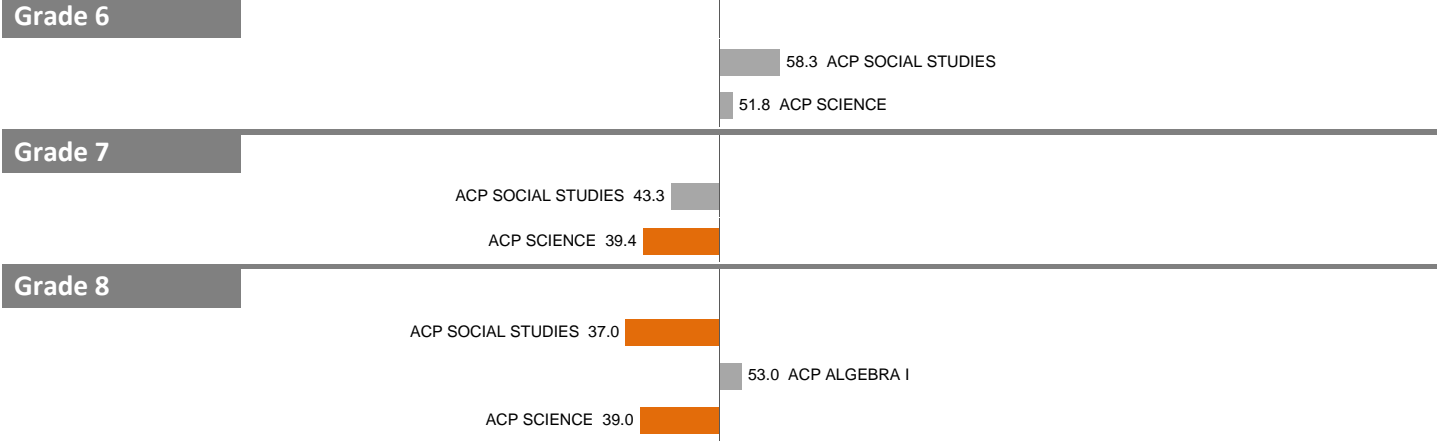
MAP Growth



STAAR



Core ACP



Other ACP



NOTES: "Overall SEI" has average 50 and standard deviation 5; an "average" overall SEI is 45 to 55. Component SEIs (e.g. Grade 5 STAAR Reading, PSAT Math) each have average 50 and standard deviation 10; an "average" component SEI is 40 to 60. Component SEIs are computed only if at least eight test results are available.

2023-24 School Effectiveness Index (SEI) Detail

43-T.W. BROWNE MIDDLE SCHOOL

Overall SEI: 47.6

Other

Schoolwide

HONORS ENROLLMENT 30.7




NOTES: "Overall SEI" has average 50 and standard deviation 5; an "average" overall SEI is 45 to 55. Component SEIs (e.g. Grade 5 STAAR Reading, PSAT Math) each have average 50 and standard deviation 10; an "average" component SEI is 40 to 60. Component SEIs are computed only if at least eight test results are available.

2023-24 School Effectiveness Index (SEI) Detail

45-E.B. COMSTOCK MIDDLE SCHOOL

Overall SEI: 42.3



NOTES: "Overall SEI" has average 50 and standard deviation 5; an "average" overall SEI is 45 to 55. Component SEIs (e.g. Grade 5 STAAR Reading, PSAT Math) each have average 50 and standard deviation 10; an "average" component SEI is 40 to 60. Component SEIs are computed only if at least eight test results are available.

2023-24 School Effectiveness Index (SEI) Detail

45-E.B. COMSTOCK MIDDLE SCHOOL

Overall SEI: 42.3

Other

Schoolwide

59.2 HONORS ENROLLMENT

NOTES: "Overall SEI" has average 50 and standard deviation 5; an "average" overall SEI is 45 to 55. Component SEIs (e.g. Grade 5 STAAR Reading, PSAT Math) each have average 50 and standard deviation 10; an "average" component SEI is 40 to 60. Component SEIs are computed only if at least eight test results are available.

2023-24 School Effectiveness Index (SEI) Detail

46-YOUNG MEN'S LEADERSHIP ACADEMY AT FRED F. FLORENCE

Overall SEI: 43.6

MAP Growth

Grade 6

MAP GROWTH READING 47.1
51.7 MAP GROWTH MATH

Grade 7

MAP GROWTH READING 39.4
57.7 MAP GROWTH MATH

Grade 8

MAP GROWTH READING 46.9
52.6 MAP GROWTH MATH

STAAR

Grade 6

STAAR READING 49.8
STAAR MATH 46.7

Grade 7

STAAR READING 36.6
STAAR MATH 48.2

Grade 8

STAAR READING 48.2
STAAR SOCIAL STUDIES 40.1
ALGEBRA I EOC 39.6
STAAR MATH 44.8
STAAR SCIENCE 35.3

Core ACP

Grade 6

ACP SOCIAL STUDIES 42.8
56.0 ACP SCIENCE

Grade 7

ACP SOCIAL STUDIES 32.1
ACP SCIENCE 40.8

Grade 8

ACP SOCIAL STUDIES 34.6
ACP ALGEBRA I 31.3
ACP SCIENCE 37.9

Other ACP

Grade 8


53.1 ACP HEALTH

NOTES: "Overall SEI" has average 50 and standard deviation 5; an "average" overall SEI is 45 to 55. Component SEIs (e.g. Grade 5 STAAR Reading, PSAT Math) each have average 50 and standard deviation 10; an "average" component SEI is 40 to 60. Component SEIs are computed only if at least eight test results are available.

2023-24 School Effectiveness Index (SEI) Detail

46-YOUNG MEN'S LEADERSHIP ACADEMY AT FRED F. FLORENCE

Overall SEI: 43.6

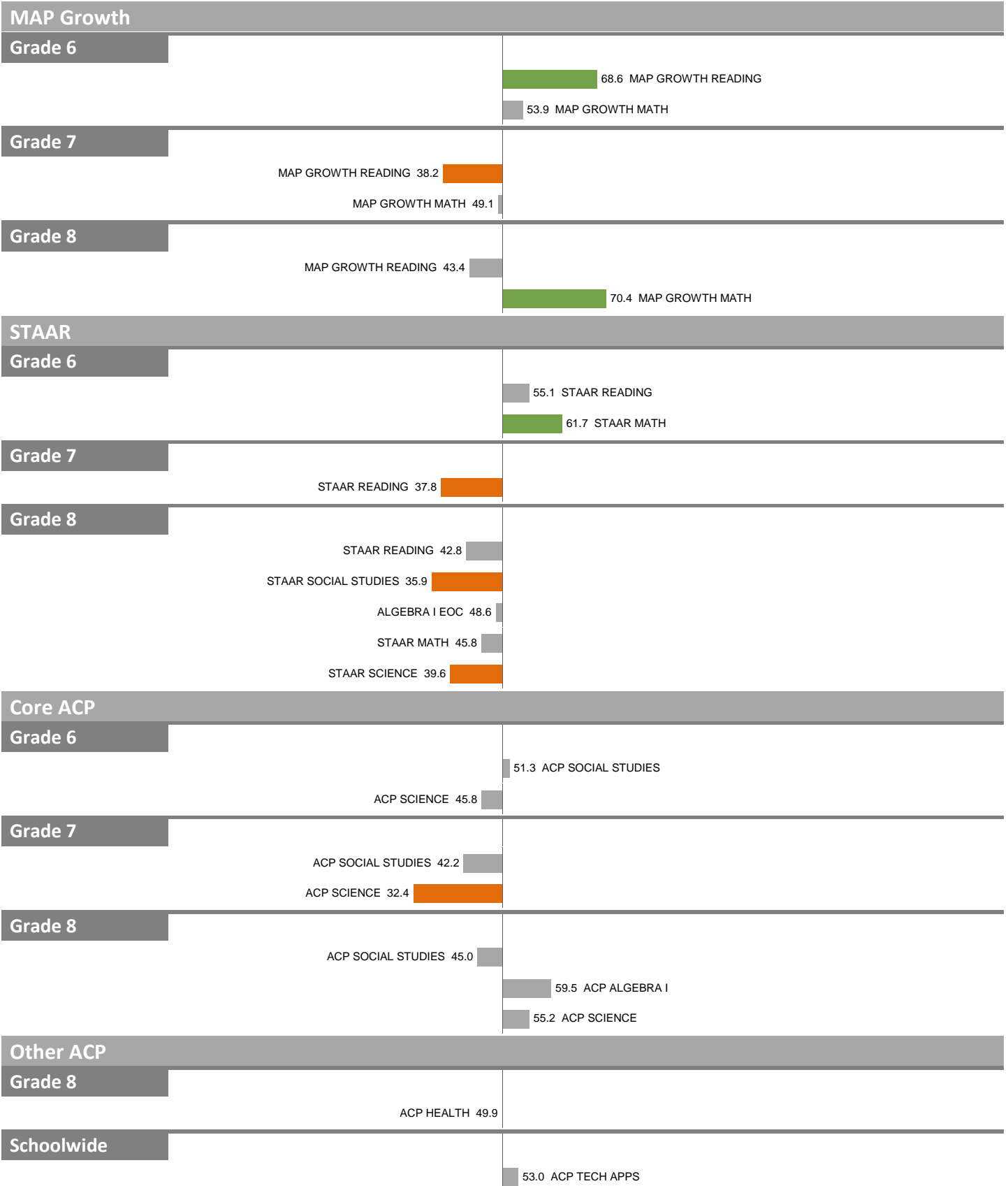


NOTES: "Overall SEI" has average 50 and standard deviation 5; an "average" overall SEI is 45 to 55. Component SEIs (e.g. Grade 5 STAAR Reading, PSAT Math) each have average 50 and standard deviation 10; an "average" component SEI is 40 to 60. Component SEIs are computed only if at least eight test results are available.

2023-24 School Effectiveness Index (SEI) Detail

47-BENJAMIN FRANKLIN INTERNATIONAL EXPLORATORY ACADEMY

Overall SEI: 47.5



NOTES: "Overall SEI" has average 50 and standard deviation 5; an "average" overall SEI is 45 to 55. Component SEIs (e.g. Grade 5 STAAR Reading, PSAT Math) each have average 50 and standard deviation 10; an "average" component SEI is 40 to 60. Component SEIs are computed only if at least eight test results are available.

2023-24 School Effectiveness Index (SEI) Detail

47-BENJAMIN FRANKLIN INTERNATIONAL EXPLORATORY ACADEMY

Overall SEI: 47.5

Other

Schoolwide

55.0 HONORS ENROLLMENT


NOTES: "Overall SEI" has average 50 and standard deviation 5; an "average" overall SEI is 45 to 55. Component SEIs (e.g. Grade 5 STAAR Reading, PSAT Math) each have average 50 and standard deviation 10; an "average" component SEI is 40 to 60. Component SEIs are computed only if at least eight test results are available.

2023-24 School Effectiveness Index (SEI) Detail

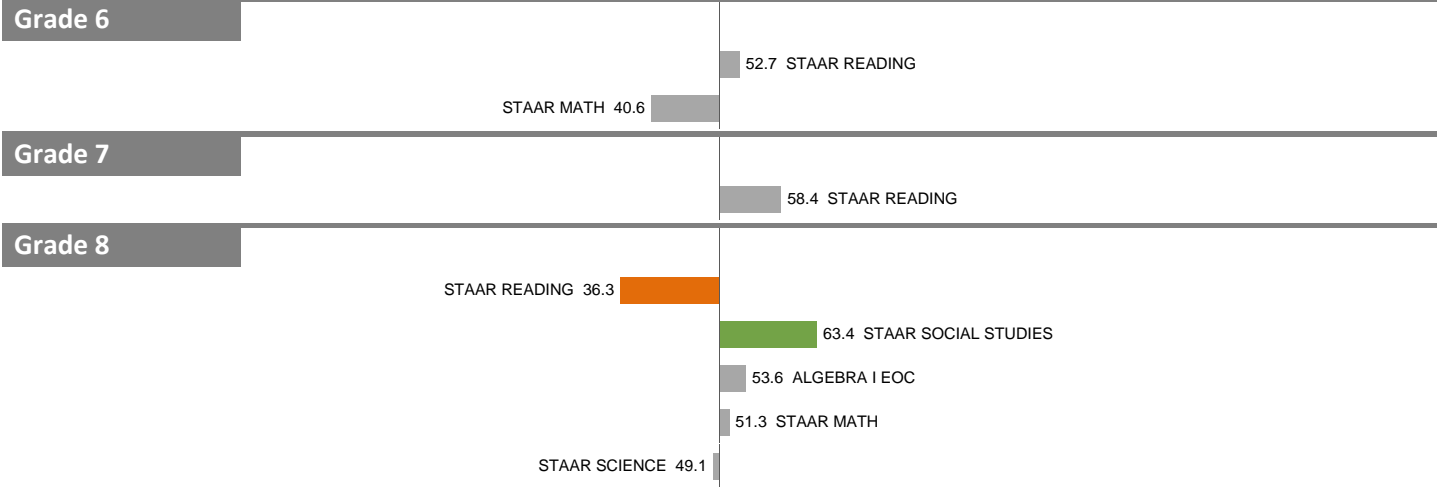
48-W.H. GASTON MIDDLE SCHOOL

Overall SEI: 47.5


MAP Growth




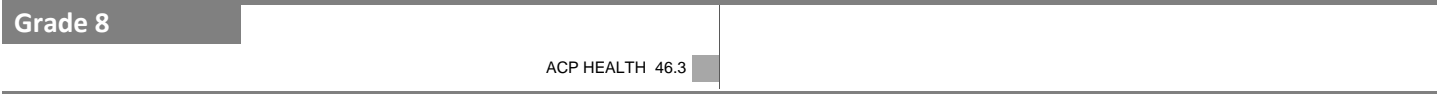
STAAR



Core ACP



Other ACP



NOTES: "Overall SEI" has average 50 and standard deviation 5; an "average" overall SEI is 45 to 55. Component SEIs (e.g. Grade 5 STAAR Reading, PSAT Math) each have average 50 and standard deviation 10; an "average" component SEI is 40 to 60. Component SEIs are computed only if at least eight test results are available.

2023-24 School Effectiveness Index (SEI) Detail

48-W.H. GASTON MIDDLE SCHOOL

Overall SEI: 47.5

Other

Schoolwide

62.0 HONORS ENROLLMENT

NOTES: "Overall SEI" has average 50 and standard deviation 5; an "average" overall SEI is 45 to 55. Component SEIs (e.g. Grade 5 STAAR Reading, PSAT Math) each have average 50 and standard deviation 10; an "average" component SEI is 40 to 60. Component SEIs are computed only if at least eight test results are available.

2023-24 School Effectiveness Index (SEI) Detail

49-W.E. GREINER MIDDLE SCHOOL

Overall SEI: 46.6

MAP Growth

Grade 6

MAP GROWTH READING 48.9
MAP GROWTH MATH 49.7

Grade 7

52.8 MAP GROWTH READING
51.0 MAP GROWTH MATH

Grade 8

55.2 MAP GROWTH READING
57.7 MAP GROWTH MATH

STAAR

Grade 6

51.0 STAAR READING
STAAR MATH 45.5

Grade 7

STAAR READING 48.3
STAAR MATH 48.5

Grade 8

STAAR READING 33.7
STAAR SOCIAL STUDIES 33.5
ALGEBRA I EOC 46.3
STAAR MATH 41.0
STAAR SCIENCE 34.6

Core ACP

Grade 6

ACP SOCIAL STUDIES 47.9
ACP SCIENCE 44.3

Grade 7

55.3 ACP SOCIAL STUDIES
60.8 ACP SCIENCE

Grade 8

ACP SOCIAL STUDIES 40.5
ACP ALGEBRA I 47.0
ACP SCIENCE 44.0

Other ACP

Grade 8


ACP HEALTH 48.6

NOTES: "Overall SEI" has average 50 and standard deviation 5; an "average" overall SEI is 45 to 55. Component SEIs (e.g. Grade 5 STAAR Reading, PSAT Math) each have average 50 and standard deviation 10; an "average" component SEI is 40 to 60. Component SEIs are computed only if at least eight test results are available.

2023-24 School Effectiveness Index (SEI) Detail

49-W.E. GREINER MIDDLE SCHOOL

Overall SEI: 46.6



NOTES: "Overall SEI" has average 50 and standard deviation 5; an "average" overall SEI is 45 to 55. Component SEIs (e.g. Grade 5 STAAR Reading, PSAT Math) each have average 50 and standard deviation 10; an "average" component SEI is 40 to 60. Component SEIs are computed only if at least eight test results are available.

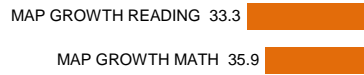
2023-24 School Effectiveness Index (SEI) Detail

50-ROBERT T. HILL MIDDLE SCHOOL

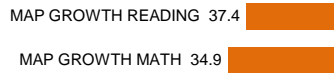
Overall SEI: 43.9

MAP Growth

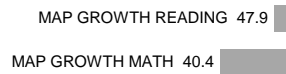
Grade 6



Grade 7

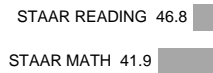


Grade 8



STAAR

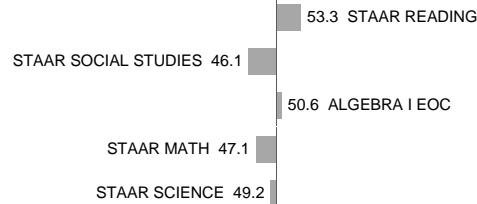
Grade 6



Grade 7

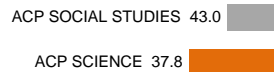


Grade 8

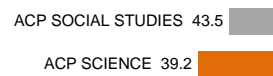


Core ACP

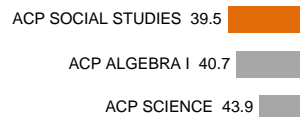
Grade 6



Grade 7



Grade 8



Other ACP

Grade 8




NOTES: "Overall SEI" has average 50 and standard deviation 5; an "average" overall SEI is 45 to 55. Component SEIs (e.g. Grade 5 STAAR Reading, PSAT Math) each have average 50 and standard deviation 10; an "average" component SEI is 40 to 60. Component SEIs are computed only if at least eight test results are available.

2023-24 School Effectiveness Index (SEI) Detail

50-ROBERT T. HILL MIDDLE SCHOOL

Overall SEI: 43.9




NOTES: "Overall SEI" has average 50 and standard deviation 5; an "average" overall SEI is 45 to 55. Component SEIs (e.g. Grade 5 STAAR Reading, PSAT Math) each have average 50 and standard deviation 10; an "average" component SEI is 40 to 60. Component SEIs are computed only if at least eight test results are available.

2023-24 School Effectiveness Index (SEI) Detail

51-JOHN LEWIS SOCIAL JUSTICE ACADEMY AT OLIVER W. HOLMES

Overall SEI: 54.6




NOTES: "Overall SEI" has average 50 and standard deviation 5; an "average" overall SEI is 45 to 55. Component SEIs (e.g. Grade 5 STAAR Reading, PSAT Math) each have average 50 and standard deviation 10; an "average" component SEI is 40 to 60. Component SEIs are computed only if at least eight test results are available.

2023-24 School Effectiveness Index (SEI) Detail

52-PIEDMONT G.L.O.B.A.L. ACADEMY

Overall SEI: 52.4



NOTES: "Overall SEI" has average 50 and standard deviation 5; an "average" overall SEI is 45 to 55. Component SEIs (e.g. Grade 5 STAAR Reading, PSAT Math) each have average 50 and standard deviation 10; an "average" component SEI is 40 to 60. Component SEIs are computed only if at least eight test results are available.

2023-24 School Effectiveness Index (SEI) Detail

52-PIEDMONT G.L.O.B.A.L. ACADEMY

Overall SEI: 52.4

Other

Schoolwide


54.8 HONORS ENROLLMENT

NOTES: "Overall SEI" has average 50 and standard deviation 5; an "average" overall SEI is 45 to 55. Component SEIs (e.g. Grade 5 STAAR Reading, PSAT Math) each have average 50 and standard deviation 10; an "average" component SEI is 40 to 60. Component SEIs are computed only if at least eight test results are available.

2023-24 School Effectiveness Index (SEI) Detail

53-J.L. LONG MIDDLE SCHOOL

Overall SEI: 47.4



NOTES: "Overall SEI" has average 50 and standard deviation 5; an "average" overall SEI is 45 to 55. Component SEIs (e.g. Grade 5 STAAR Reading, PSAT Math) each have average 50 and standard deviation 10; an "average" component SEI is 40 to 60. Component SEIs are computed only if at least eight test results are available.

2023-24 School Effectiveness Index (SEI) Detail

53-J.L. LONG MIDDLE SCHOOL

Overall SEI: 47.4

Other

Schoolwide


62.8 HONORS ENROLLMENT

NOTES: "Overall SEI" has average 50 and standard deviation 5; an "average" overall SEI is 45 to 55. Component SEIs (e.g. Grade 5 STAAR Reading, PSAT Math) each have average 50 and standard deviation 10; an "average" component SEI is 40 to 60. Component SEIs are computed only if at least eight test results are available.

2023-24 School Effectiveness Index (SEI) Detail

54-THOMAS C. MARSH PREPARATORY ACADEMY

Overall SEI: 43.2



NOTES: "Overall SEI" has average 50 and standard deviation 5; an "average" overall SEI is 45 to 55. Component SEIs (e.g. Grade 5 STAAR Reading, PSAT Math) each have average 50 and standard deviation 10; an "average" component SEI is 40 to 60. Component SEIs are computed only if at least eight test results are available.

2023-24 School Effectiveness Index (SEI) Detail

54-THOMAS C. MARSH PREPARATORY ACADEMY

Overall SEI: 43.2

Other

Schoolwide


51.8 HONORS ENROLLMENT

NOTES: "Overall SEI" has average 50 and standard deviation 5; an "average" overall SEI is 45 to 55. Component SEIs (e.g. Grade 5 STAAR Reading, PSAT Math) each have average 50 and standard deviation 10; an "average" component SEI is 40 to 60. Component SEIs are computed only if at least eight test results are available.

2023-24 School Effectiveness Index (SEI) Detail

55-T.J. RUSK MIDDLE SCHOOL

Overall SEI: 51.2



NOTES: "Overall SEI" has average 50 and standard deviation 5; an "average" overall SEI is 45 to 55. Component SEIs (e.g. Grade 5 STAAR Reading, PSAT Math) each have average 50 and standard deviation 10; an "average" component SEI is 40 to 60. Component SEIs are computed only if at least eight test results are available.

2023-24 School Effectiveness Index (SEI) Detail

55-T.J. RUSK MIDDLE SCHOOL

Overall SEI: 51.2

Other

Schoolwide

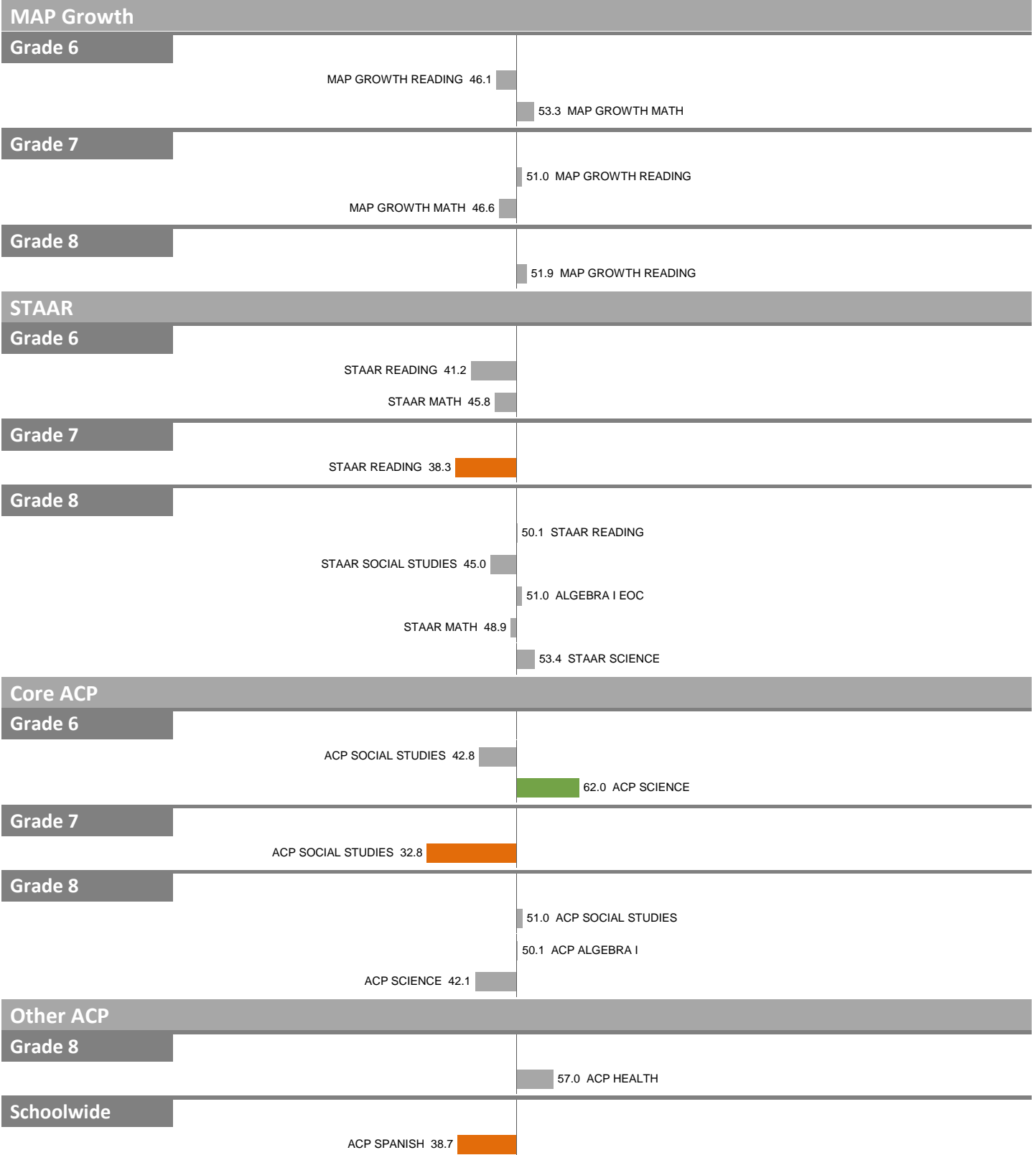
52.4 HONORS ENROLLMENT

NOTES: "Overall SEI" has average 50 and standard deviation 5; an "average" overall SEI is 45 to 55. Component SEIs (e.g. Grade 5 STAAR Reading, PSAT Math) each have average 50 and standard deviation 10; an "average" component SEI is 40 to 60. Component SEIs are computed only if at least eight test results are available.

2023-24 School Effectiveness Index (SEI) Detail

56-EWELL D. WALKER MIDDLE SCHOOL

Overall SEI: 47.2



NOTES: "Overall SEI" has average 50 and standard deviation 5; an "average" overall SEI is 45 to 55. Component SEIs (e.g. Grade 5 STAAR Reading, PSAT Math) each have average 50 and standard deviation 10; an "average" component SEI is 40 to 60. Component SEIs are computed only if at least eight test results are available.

2023-24 School Effectiveness Index (SEI) Detail

56-EWELL D. WALKER MIDDLE SCHOOL

Overall SEI: 47.2

Other

Schoolwide


51.3 HONORS ENROLLMENT

NOTES: "Overall SEI" has average 50 and standard deviation 5; an "average" overall SEI is 45 to 55. Component SEIs (e.g. Grade 5 STAAR Reading, PSAT Math) each have average 50 and standard deviation 10; an "average" component SEI is 40 to 60. Component SEIs are computed only if at least eight test results are available.

2023-24 School Effectiveness Index (SEI) Detail

58-ALEX W. SPENCE MIDDLE SCHOOL

Overall SEI: 46.1



NOTES: "Overall SEI" has average 50 and standard deviation 5; an "average" overall SEI is 45 to 55. Component SEIs (e.g. Grade 5 STAAR Reading, PSAT Math) each have average 50 and standard deviation 10; an "average" component SEI is 40 to 60. Component SEIs are computed only if at least eight test results are available.

2023-24 School Effectiveness Index (SEI) Detail

58-ALEX W. SPENCE MIDDLE SCHOOL

Overall SEI: 46.1

Other ACP

Schoolwide

52.5 ACP SPANISH

50.9 ACP TECH APPS

Other

Schoolwide

HONORS ENROLLMENT 47.7


NOTES: "Overall SEI" has average 50 and standard deviation 5; an "average" overall SEI is 45 to 55. Component SEIs (e.g. Grade 5 STAAR Reading, PSAT Math) each have average 50 and standard deviation 10; an "average" component SEI is 40 to 60. Component SEIs are computed only if at least eight test results are available.

2023-24 School Effectiveness Index (SEI) Detail


59-L.V. STOCKARD MIDDLE SCHOOL

Overall SEI: 55.2


MAP Growth



STAAR



Core ACP



Other ACP



NOTES: "Overall SEI" has average 50 and standard deviation 5; an "average" overall SEI is 45 to 55. Component SEIs (e.g. Grade 5 STAAR Reading, PSAT Math) each have average 50 and standard deviation 10; an "average" component SEI is 40 to 60. Component SEIs are computed only if at least eight test results are available.

2023-24 School Effectiveness Index (SEI) Detail

59-L.V. STOCKARD MIDDLE SCHOOL

Overall SEI: 55.2

Other ACP

Schoolwide

ACP TECH APPS 38.5



Other

Schoolwide

HONORS ENROLLMENT 46.3




NOTES: "Overall SEI" has average 50 and standard deviation 5; an "average" overall SEI is 45 to 55. Component SEIs (e.g. Grade 5 STAAR Reading, PSAT Math) each have average 50 and standard deviation 10; an "average" component SEI is 40 to 60. Component SEIs are computed only if at least eight test results are available.

2023-24 School Effectiveness Index (SEI) Detail

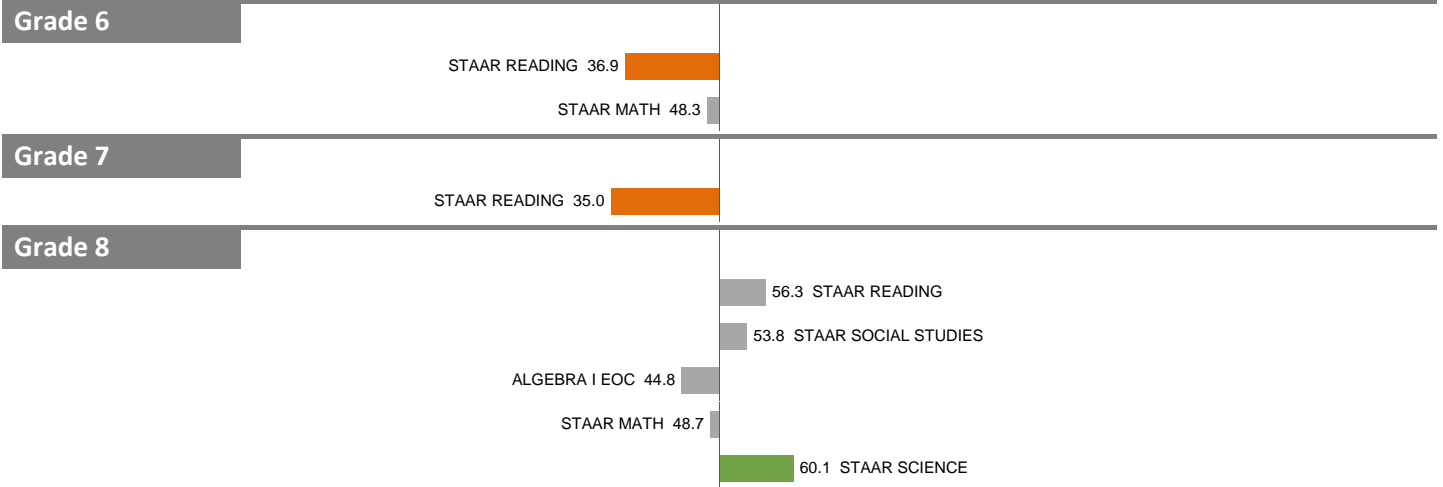
60-BOUDE STOREY MIDDLE SCHOOL

Overall SEI: 46.0

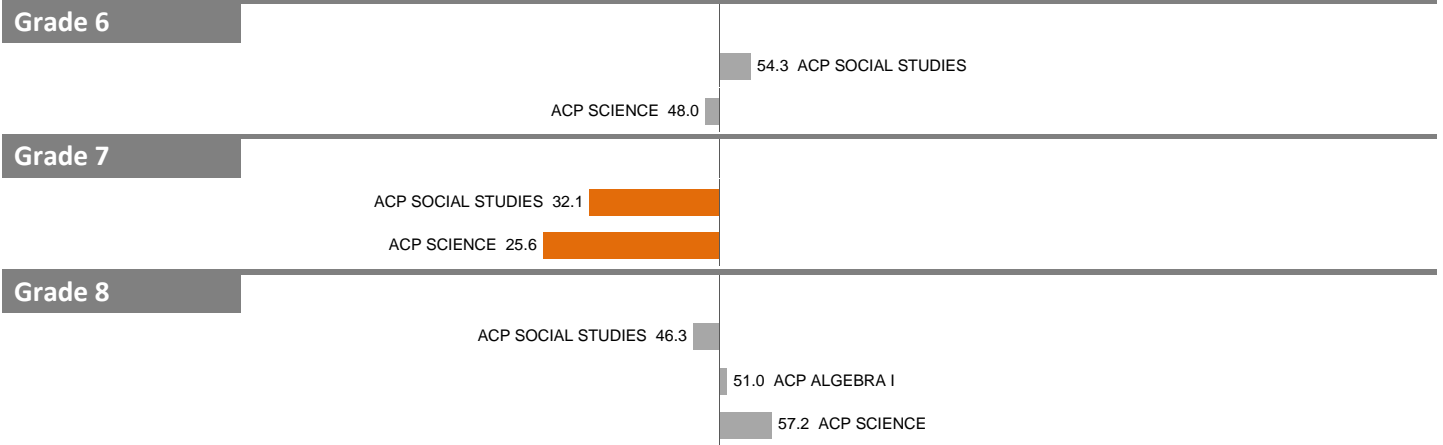
MAP Growth



STAAR



Core ACP



Other ACP



NOTES: "Overall SEI" has average 50 and standard deviation 5; an "average" overall SEI is 45 to 55. Component SEIs (e.g. Grade 5 STAAR Reading, PSAT Math) each have average 50 and standard deviation 10; an "average" component SEI is 40 to 60. Component SEIs are computed only if at least eight test results are available.

2023-24 School Effectiveness Index (SEI) Detail

60-BOUDE STOREY MIDDLE SCHOOL

Overall SEI: 46.0

Other

Schoolwide

HONORS ENROLLMENT 37.3




NOTES: "Overall SEI" has average 50 and standard deviation 5; an "average" overall SEI is 45 to 55. Component SEIs (e.g. Grade 5 STAAR Reading, PSAT Math) each have average 50 and standard deviation 10; an "average" component SEI is 40 to 60. Component SEIs are computed only if at least eight test results are available.

2023-24 School Effectiveness Index (SEI) Detail

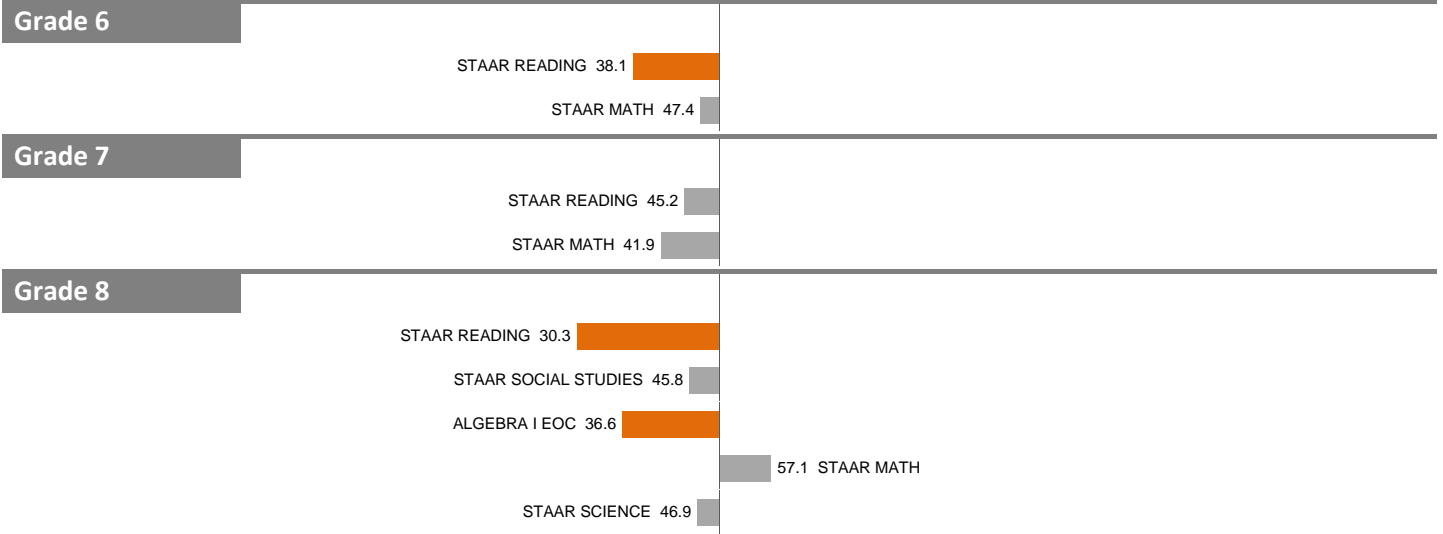
62-BILLY EARL DADE MIDDLE SCHOOL

Overall SEI: 46.3

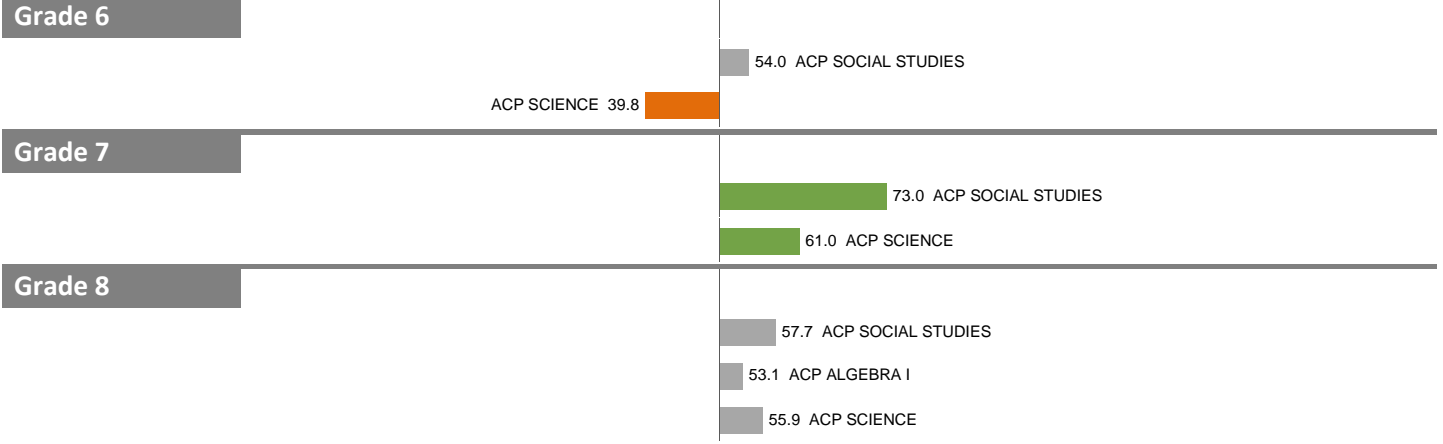
MAP Growth



STAAR



Core ACP



Other ACP



NOTES: "Overall SEI" has average 50 and standard deviation 5; an "average" overall SEI is 45 to 55. Component SEIs (e.g. Grade 5 STAAR Reading, PSAT Math) each have average 50 and standard deviation 10; an "average" component SEI is 40 to 60. Component SEIs are computed only if at least eight test results are available.

2023-24 School Effectiveness Index (SEI) Detail

62-BILLY EARL DADE MIDDLE SCHOOL

Overall SEI: 46.3

Other

Schoolwide

HONORS ENROLLMENT 31.4

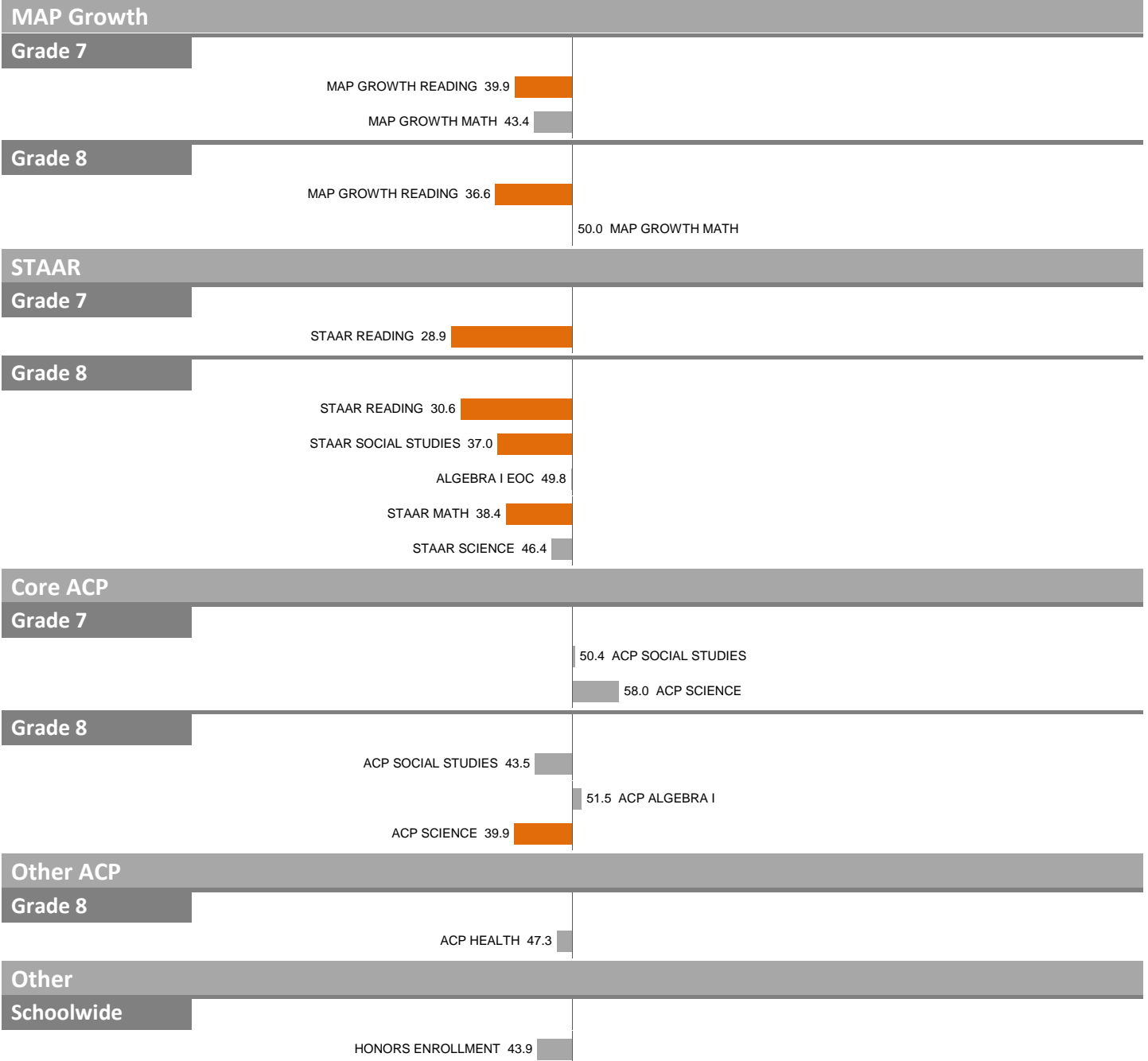


NOTES: "Overall SEI" has average 50 and standard deviation 5; an "average" overall SEI is 45 to 55. Component SEIs (e.g. Grade 5 STAAR Reading, PSAT Math) each have average 50 and standard deviation 10; an "average" component SEI is 40 to 60. Component SEIs are computed only if at least eight test results are available.

2023-24 School Effectiveness Index (SEI) Detail

68—RAUL S. QUINTANILLA, SR. MIDDLE SCHOOL STEAM ACADEMY

Overall SEI: 42.6



NOTES: "Overall SEI" has average 50 and standard deviation 5; an "average" overall SEI is 45 to 55. Component SEIs (e.g. Grade 5 STAAR Reading, PSAT Math) each have average 50 and standard deviation 10; an "average" component SEI is 40 to 60. Component SEIs are computed only if at least eight test results are available.

2023-24 School Effectiveness Index (SEI) Detail

69-SEAGOVILLE MIDDLE SCHOOL

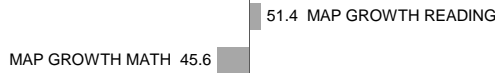
Overall SEI: 44.8

MAP Growth

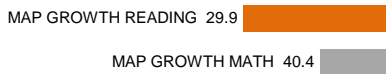
Grade 6



Grade 7

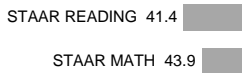


Grade 8



STAAR

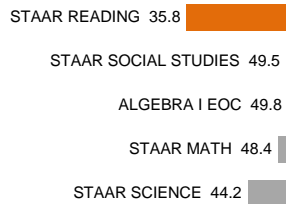
Grade 6



Grade 7

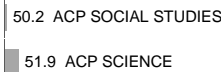


Grade 8

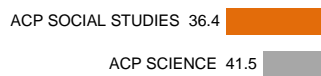


Core ACP

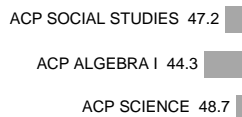
Grade 6



Grade 7



Grade 8



Other ACP

Grade 8



NOTES: "Overall SEI" has average 50 and standard deviation 5; an "average" overall SEI is 45 to 55. Component SEIs (e.g. Grade 5 STAAR Reading, PSAT Math) each have average 50 and standard deviation 10; an "average" component SEI is 40 to 60. Component SEIs are computed only if at least eight test results are available.

2023-24 School Effectiveness Index (SEI) Detail

69-SEAGOVILLE MIDDLE SCHOOL

Overall SEI: 44.8

Other

Schoolwide

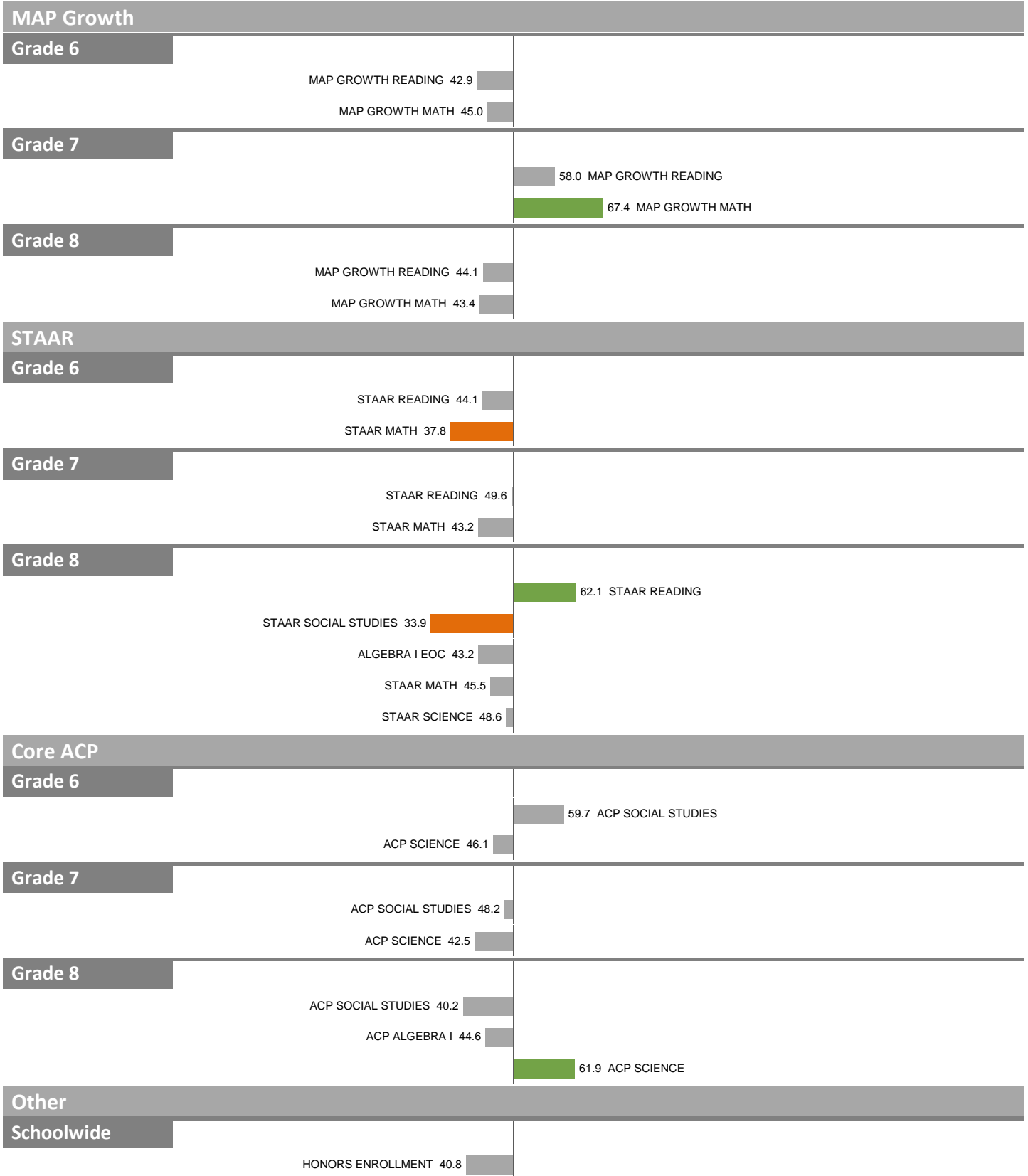
65.6 HONORS ENROLLMENT

NOTES: "Overall SEI" has average 50 and standard deviation 5; an "average" overall SEI is 45 to 55. Component SEIs (e.g. Grade 5 STAAR Reading, PSAT Math) each have average 50 and standard deviation 10; an "average" component SEI is 40 to 60. Component SEIs are computed only if at least eight test results are available.

2023-24 School Effectiveness Index (SEI) Detail

72-DR. FREDERICK DOUGLASS TODD, SR. MIDDLE SCHOOL

Overall SEI: 47.2




NOTES: "Overall SEI" has average 50 and standard deviation 5; an "average" overall SEI is 45 to 55. Component SEIs (e.g. Grade 5 STAAR Reading, PSAT Math) each have average 50 and standard deviation 10; an "average" component SEI is 40 to 60. Component SEIs are computed only if at least eight test results are available.

2023-24 School Effectiveness Index (SEI) Detail

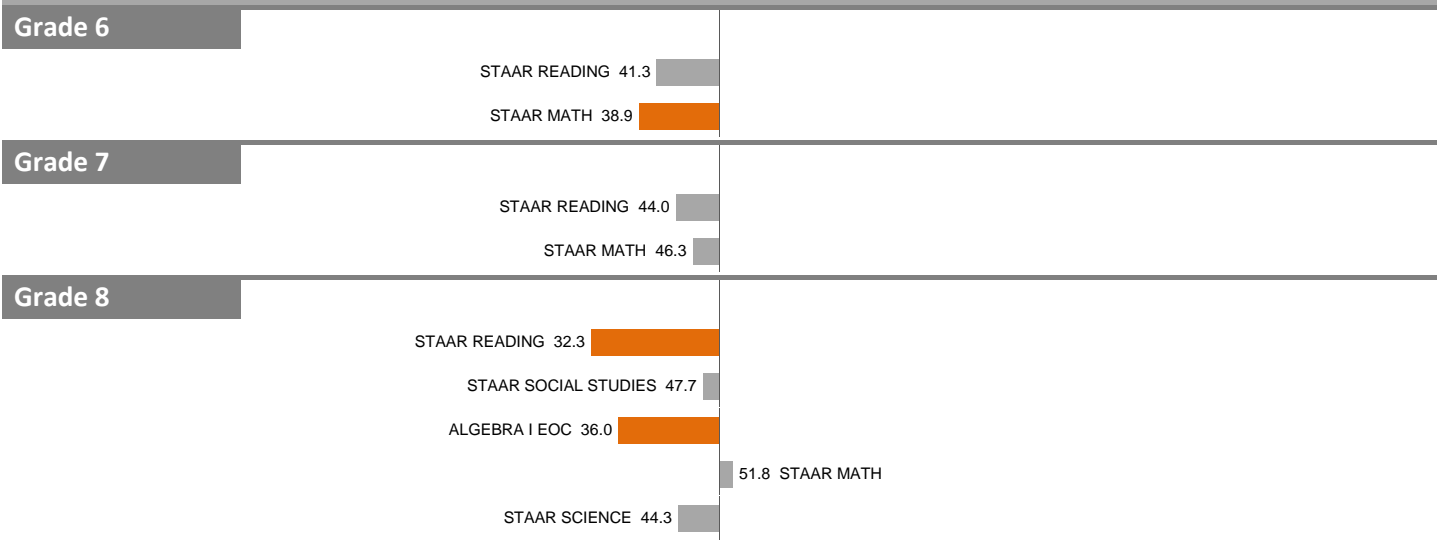
76-HAROLD W. LANG, SR. MIDDLE SCHOOL

Overall SEI: 44.0

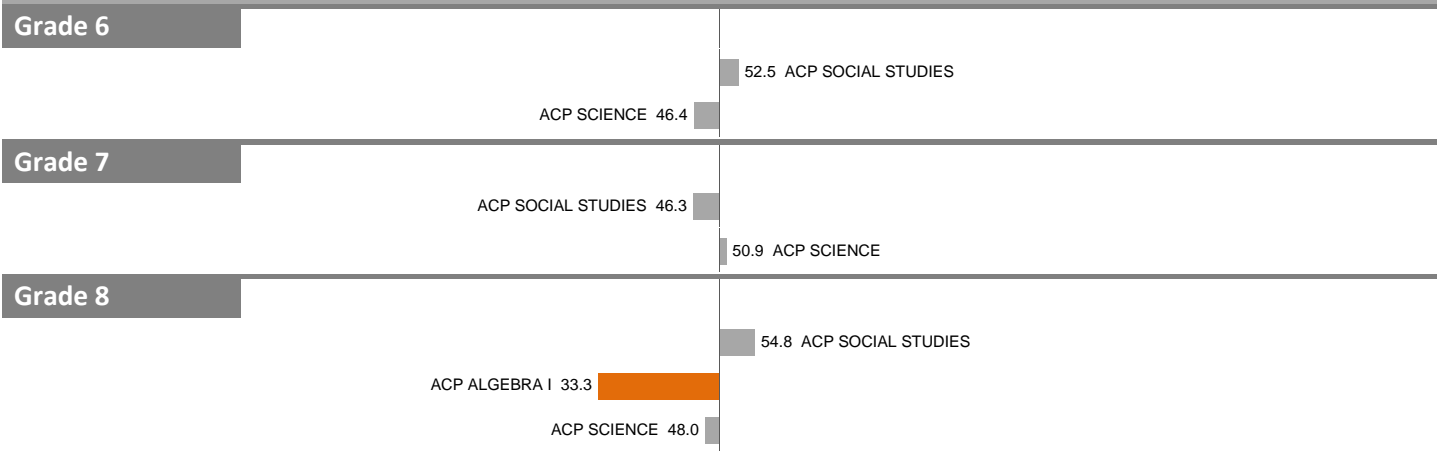
MAP Growth




STAAR



Core ACP



Other ACP



NOTES: "Overall SEI" has average 50 and standard deviation 5; an "average" overall SEI is 45 to 55. Component SEIs (e.g. Grade 5 STAAR Reading, PSAT Math) each have average 50 and standard deviation 10; an "average" component SEI is 40 to 60. Component SEIs are computed only if at least eight test results are available.

2023-24 School Effectiveness Index (SEI) Detail

76-HAROLD W. LANG, SR. MIDDLE SCHOOL

Overall SEI: 44.0

Other

Schoolwide


51.0 HONORS ENROLLMENT

NOTES: "Overall SEI" has average 50 and standard deviation 5; an "average" overall SEI is 45 to 55. Component SEIs (e.g. Grade 5 STAAR Reading, PSAT Math) each have average 50 and standard deviation 10; an "average" component SEI is 40 to 60. Component SEIs are computed only if at least eight test results are available.

2023-24 School Effectiveness Index (SEI) Detail

77-HECTOR P. GARCIA MIDDLE SCHOOL

Overall SEI: 54.7



NOTES: "Overall SEI" has average 50 and standard deviation 5; an "average" overall SEI is 45 to 55. Component SEIs (e.g. Grade 5 STAAR Reading, PSAT Math) each have average 50 and standard deviation 10; an "average" component SEI is 40 to 60. Component SEIs are computed only if at least eight test results are available.

2023-24 School Effectiveness Index (SEI) Detail

77-HECTOR P. GARCIA MIDDLE SCHOOL

Overall SEI: 54.7

Other

Schoolwide

52.1 HONORS ENROLLMENT

NOTES: "Overall SEI" has average 50 and standard deviation 5; an "average" overall SEI is 45 to 55. Component SEIs (e.g. Grade 5 STAAR Reading, PSAT Math) each have average 50 and standard deviation 10; an "average" component SEI is 40 to 60. Component SEIs are computed only if at least eight test results are available.

2023-24 School Effectiveness Index (SEI) Detail

79-FRANCISCO "PANCHO" MEDRANO JUNIOR HIGH SCHOOL

Overall SEI: 45.6




NOTES: "Overall SEI" has average 50 and standard deviation 5; an "average" overall SEI is 45 to 55. Component SEIs (e.g. Grade 5 STAAR Reading, PSAT Math) each have average 50 and standard deviation 10; an "average" component SEI is 40 to 60. Component SEIs are computed only if at least eight test results are available.

2023-24 School Effectiveness Index (SEI) Detail

83-SAM TASBY MIDDLE SCHOOL

Overall SEI: 48.2



NOTES: "Overall SEI" has average 50 and standard deviation 5; an "average" overall SEI is 45 to 55. Component SEIs (e.g. Grade 5 STAAR Reading, PSAT Math) each have average 50 and standard deviation 10; an "average" component SEI is 40 to 60. Component SEIs are computed only if at least eight test results are available.

2023-24 School Effectiveness Index (SEI) Detail

83-SAM TASBY MIDDLE SCHOOL

Overall SEI: 48.2

Other

Schoolwide

HONORS ENROLLMENT 34.9




NOTES: "Overall SEI" has average 50 and standard deviation 5; an "average" overall SEI is 45 to 55. Component SEIs (e.g. Grade 5 STAAR Reading, PSAT Math) each have average 50 and standard deviation 10; an "average" component SEI is 40 to 60. Component SEIs are computed only if at least eight test results are available.

2023-24 School Effectiveness Index (SEI) Detail


100-ZAN WESLEY HOLMES, JR. MIDDLE SCHOOL

Overall SEI: 43.3


MAP Growth




STAAR



Core ACP



Other ACP



NOTES: "Overall SEI" has average 50 and standard deviation 5; an "average" overall SEI is 45 to 55. Component SEIs (e.g. Grade 5 STAAR Reading, PSAT Math) each have average 50 and standard deviation 10; an "average" component SEI is 40 to 60. Component SEIs are computed only if at least eight test results are available.

2023-24 School Effectiveness Index (SEI) Detail

100-ZAN WESLEY HOLMES, JR. MIDDLE SCHOOL

Overall SEI: 43.3

Other

Schoolwide

HONORS ENROLLMENT 45.1

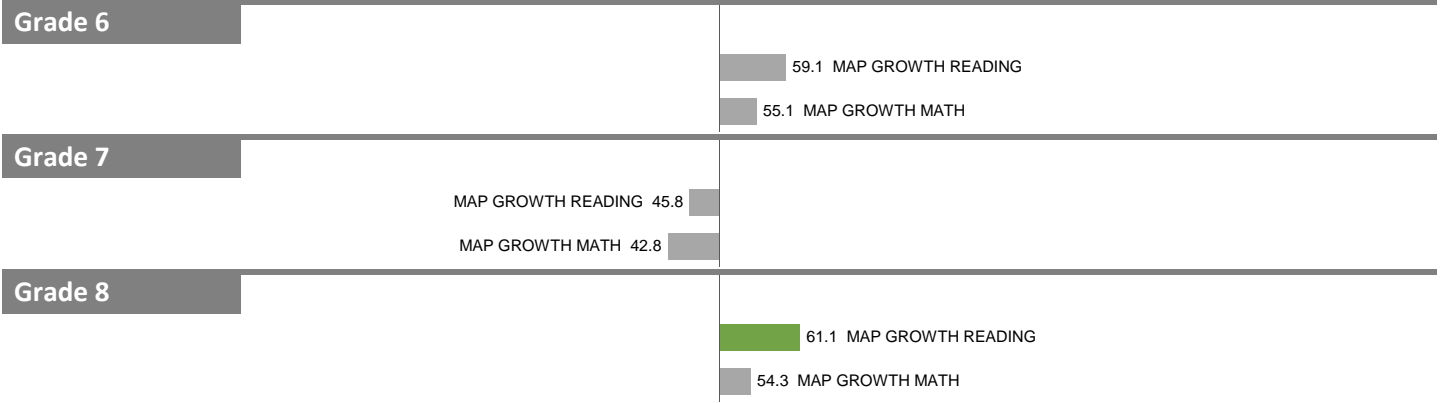
NOTES: "Overall SEI" has average 50 and standard deviation 5; an "average" overall SEI is 45 to 55. Component SEIs (e.g. Grade 5 STAAR Reading, PSAT Math) each have average 50 and standard deviation 10; an "average" component SEI is 40 to 60. Component SEIs are computed only if at least eight test results are available.

2023-24 School Effectiveness Index (SEI) Detail

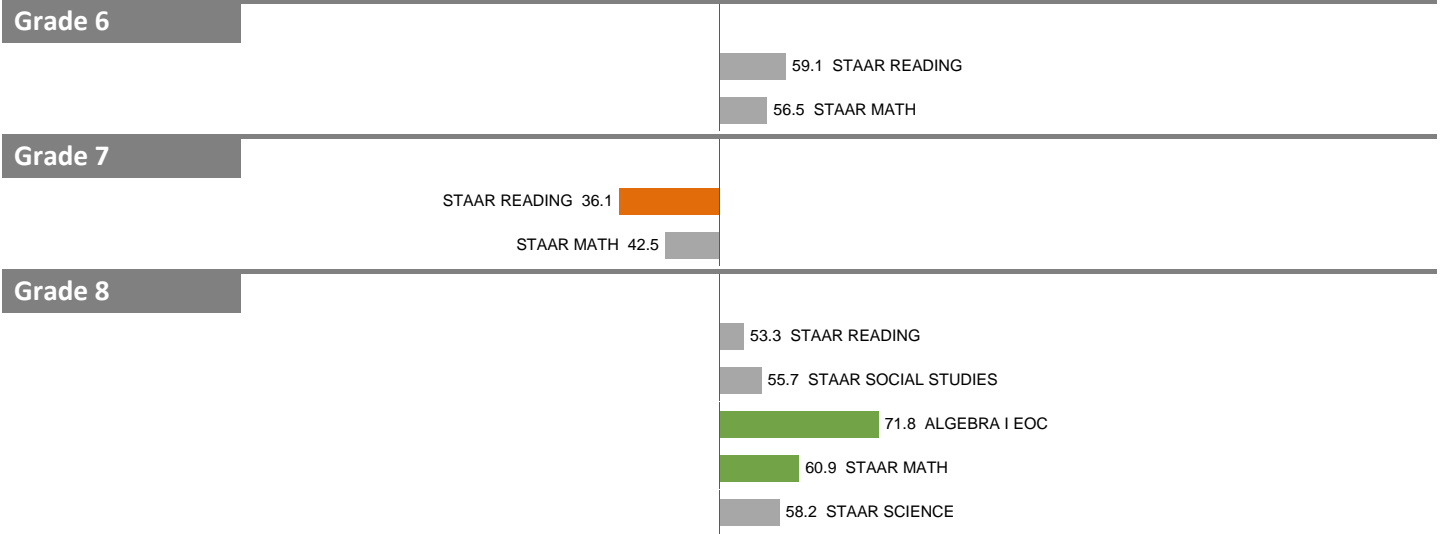
352–YOUNG WOMEN'S STEAM ACADEMY AT BALCH SPRINGS

Overall SEI: 55.8


MAP Growth



STAAR



Core ACP



Other ACP



NOTES: "Overall SEI" has average 50 and standard deviation 5; an "average" overall SEI is 45 to 55. Component SEIs (e.g. Grade 5 STAAR Reading, PSAT Math) each have average 50 and standard deviation 10; an "average" component SEI is 40 to 60. Component SEIs are computed only if at least eight test results are available.

2023-24 School Effectiveness Index (SEI) Detail

352-YOUNG WOMEN'S STEAM ACADEMY AT BALCH SPRINGS

Overall SEI: 55.8

Other ACP

Schoolwide

ACP SPANISH 44.5

Other

Schoolwide

HONORS ENROLLMENT 45.5


NOTES: "Overall SEI" has average 50 and standard deviation 5; an "average" overall SEI is 45 to 55. Component SEIs (e.g. Grade 5 STAAR Reading, PSAT Math) each have average 50 and standard deviation 10; an "average" component SEI is 40 to 60. Component SEIs are computed only if at least eight test results are available.

2023-24 School Effectiveness Index (SEI) Detail


353-ANN RICHARDS STEAM ACADEMY

Overall SEI: 48.9

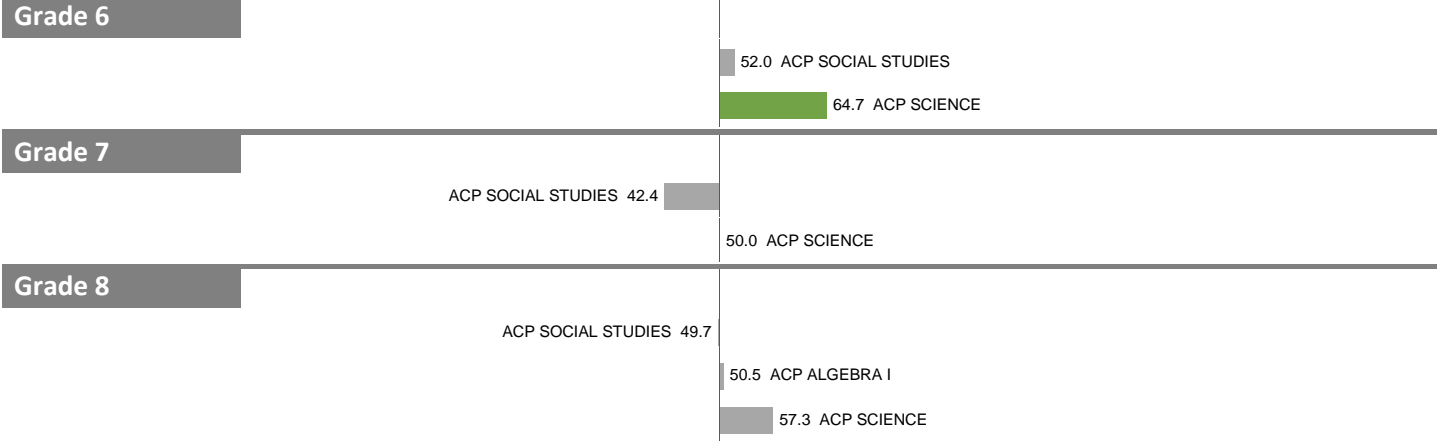
MAP Growth



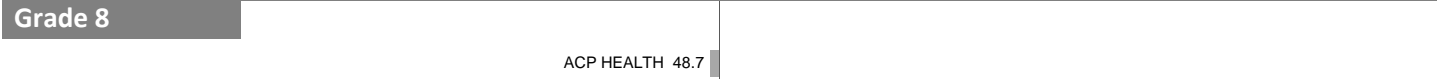
STAAR



Core ACP



Other ACP

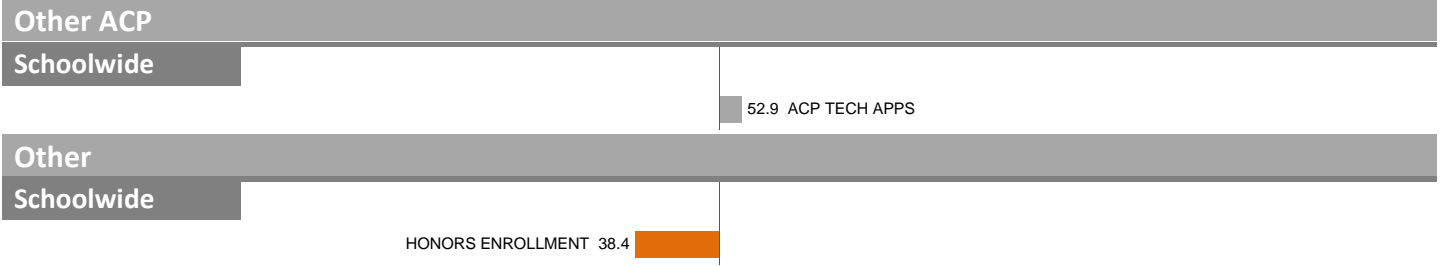


NOTES: "Overall SEI" has average 50 and standard deviation 5; an "average" overall SEI is 45 to 55. Component SEIs (e.g. Grade 5 STAAR Reading, PSAT Math) each have average 50 and standard deviation 10; an "average" component SEI is 40 to 60. Component SEIs are computed only if at least eight test results are available.

2023-24 School Effectiveness Index (SEI) Detail

353-ANN RICHARDS STEAM ACADEMY

Overall SEI: 48.9



NOTES: "Overall SEI" has average 50 and standard deviation 5; an "average" overall SEI is 45 to 55. Component SEIs (e.g. Grade 5 STAAR Reading, PSAT Math) each have average 50 and standard deviation 10; an "average" component SEI is 40 to 60. Component SEIs are computed only if at least eight test results are available.

2023-24 School Effectiveness Index (SEI) Detail

354-KENNEDY-CURRY MIDDLE SCHOOL

Overall SEI: 45.3



NOTES: "Overall SEI" has average 50 and standard deviation 5; an "average" overall SEI is 45 to 55. Component SEIs (e.g. Grade 5 STAAR Reading, PSAT Math) each have average 50 and standard deviation 10; an "average" component SEI is 40 to 60. Component SEIs are computed only if at least eight test results are available.

2023-24 School Effectiveness Index (SEI) Detail

354-KENNEDY-CURRY MIDDLE SCHOOL

Overall SEI: 45.3

Other

Schoolwide

50.7 HONORS ENROLLMENT


NOTES: "Overall SEI" has average 50 and standard deviation 5; an "average" overall SEI is 45 to 55. Component SEIs (e.g. Grade 5 STAAR Reading, PSAT Math) each have average 50 and standard deviation 10; an "average" component SEI is 40 to 60. Component SEIs are computed only if at least eight test results are available.

2023-24 School Effectiveness Index (SEI) Detail


372–WEST DALLAS JUNIOR HIGH SCHOOL

Overall SEI: 40.1


MAP Growth



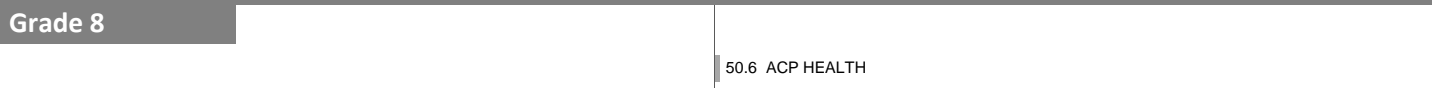
STAAR



Core ACP



Other ACP



Schoolwide



NOTES: "Overall SEI" has average 50 and standard deviation 5; an "average" overall SEI is 45 to 55. Component SEIs (e.g. Grade 5 STAAR Reading, PSAT Math) each have average 50 and standard deviation 10; an "average" component SEI is 40 to 60. Component SEIs are computed only if at least eight test results are available.