

# 2017-18 School Profile

## MAPLE LAWN ELEMENTARY SCHOOL (TEA 181)



3120 INWOOD RD DALLAS, TX 75235

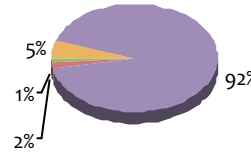
www.dallasisd.org/maplelawn

Principal: CARMEN DERRICK (CDERRICK@DALLASISD.ORG)

Phone: 972-925-2500

Elementary school with grades K-5 and a PK program in the NORTH DALLAS feeder pattern.

Grd	Attendance Target: 97%	Enrollment		% of Grade Level			
		N	% Sch	Afr. Am.	Hispanic	White	Other
PK	94.8% <span style="color:red">✘</span>	55	12%	13%	87%	-	-
KN	96.2% <span style="color:red">✘</span>	48	10%	4%	92%	2%	2%
1	97.1% <span style="color:green">✔</span>	63	14%	5%	92%	3%	-
2	97.6% <span style="color:green">✔</span>	70	15%	4%	93%	3%	-
3	96.8% <span style="color:green">✔</span>	72	16%	3%	93%	1%	3%
4	97.2% <span style="color:green">✔</span>	78	17%	3%	92%	1%	4%
5	96.7% <span style="color:green">✔</span>	74	16%	8%	92%	-	-
ALL	97.0% <span style="color:green">✔</span>	460	-	5%	92%	2%	1%

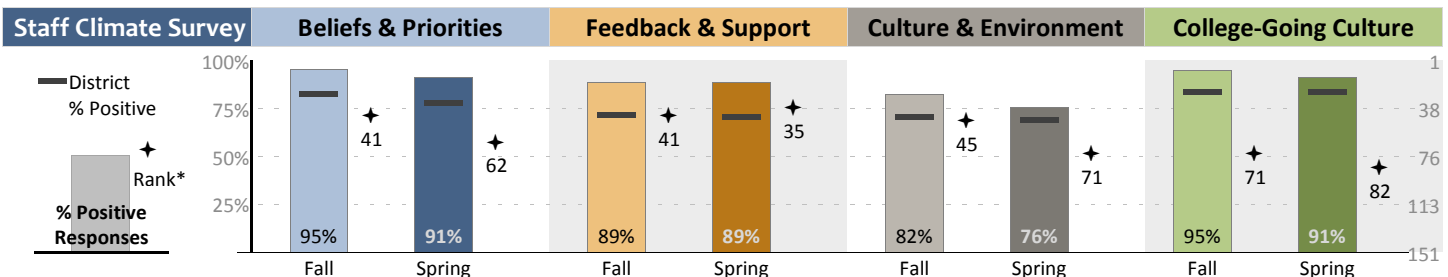
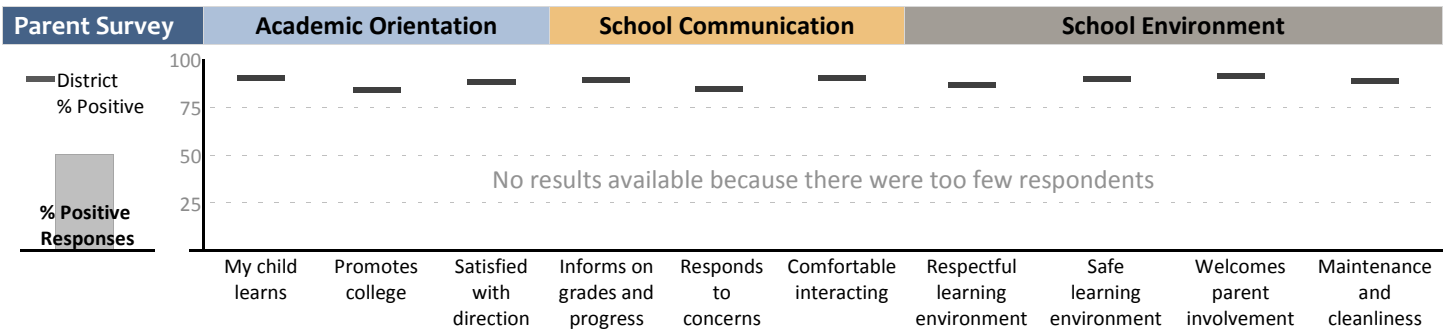
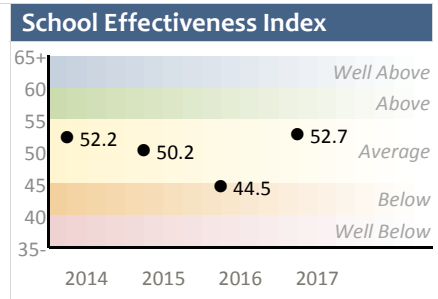
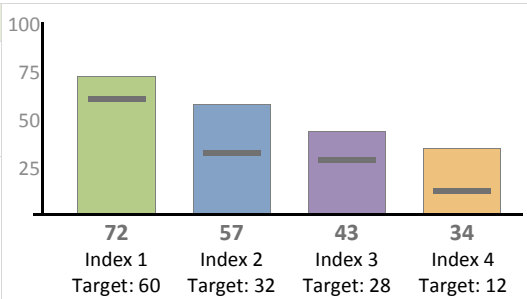


Student Group Enrollment			% of School
At Risk	351	77.1%	
ELL	335	73.6%	
Low SES	441	96.9%	
SPED	42	9.2%	
TAG	87	19.1%	

Attendance / Retention		2014-15	2015-16	2016-17
Students	Average student attendance rate	96.7%	<span style="color:green">↑</span> 97.4%	<span style="color:red">↓</span> 97.0%
	Percentage absent fewer than 10% of days enrolled	94.5%	<span style="color:green">↑</span> 94.9%	<span style="color:red">↓</span> 94.3%
Teachers	Average number of absences	5.7	<span style="color:green">↑</span> 5.7	<span style="color:green">↑</span> 6.7
	Percentage returned to campus from prior year	78.8%	<span style="color:red">↓</span> 77.8%	<span style="color:red">↓</span> 73.7%

Disciplinary Actions	14-15	15-16	16-17
In-School Suspension	1	1	
Out-of-School Suspension	24	9	13
Alternative Placement	1		

State Acct.	Met Standard
Index Definitions	1: Student Achievement 2: Student Progress 3: Closing Performance Gaps 4: Postsecondary Readiness
Distinctions	- Top 25% in student progress



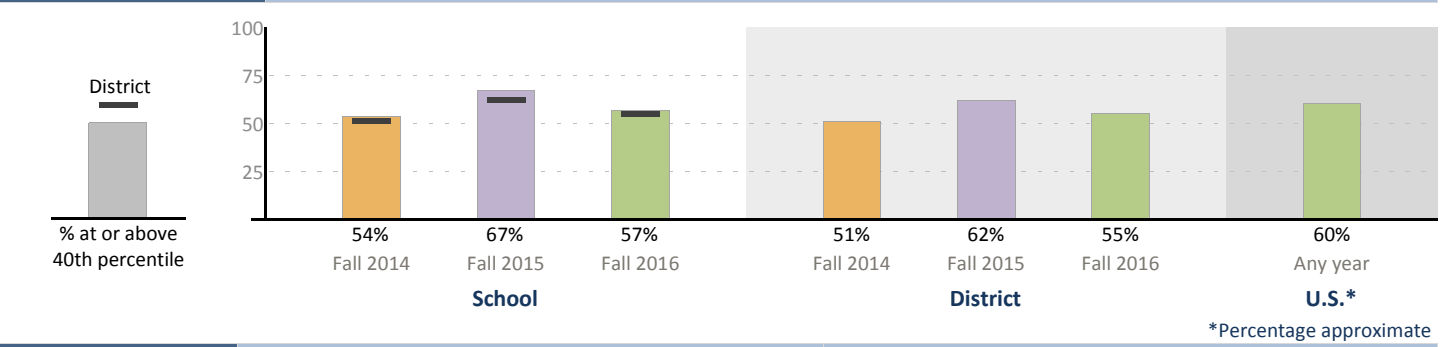
\*Rank out of 63 secondary, 151 elementary, or 15 magnet schools

# 2017-18 School Profile

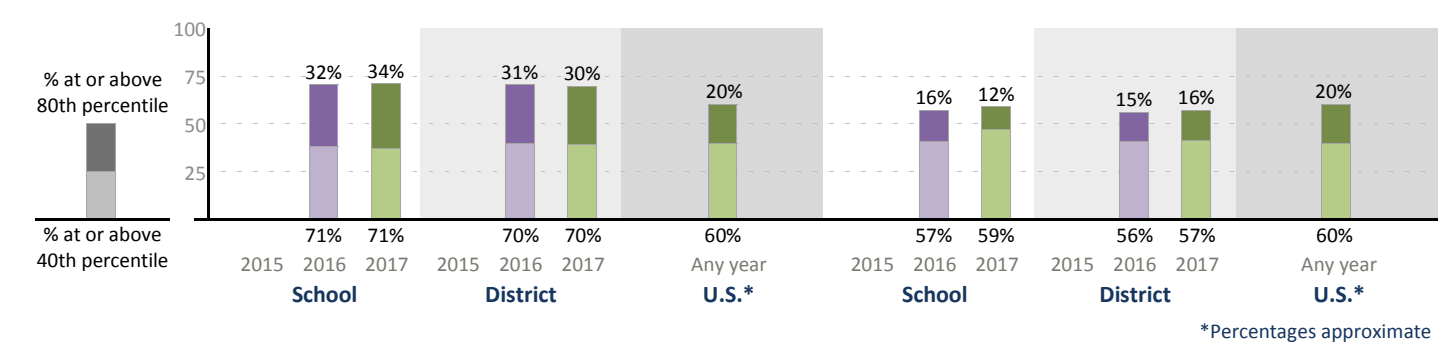
## MAPLE LAWN ELEMENTARY SCHOOL (TEA 181)



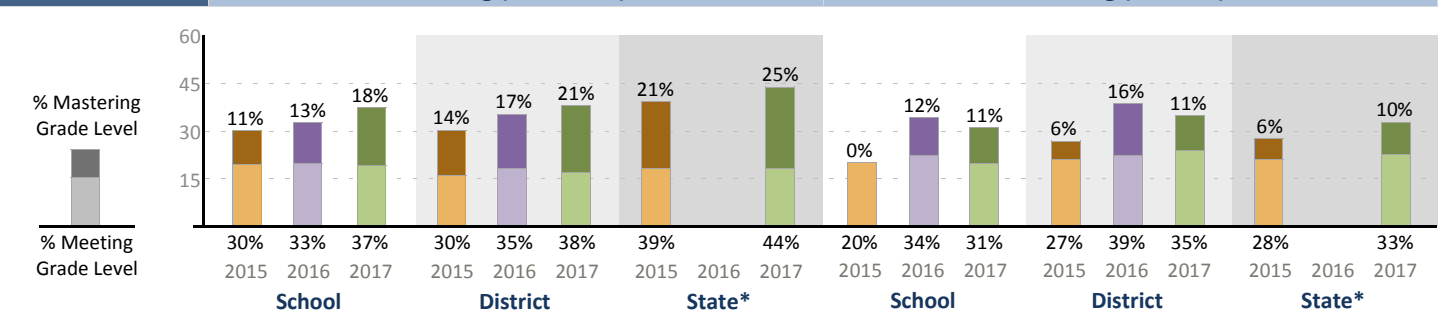
### ISIP Percentage of Students with "Kindergarten-Ready" Scores



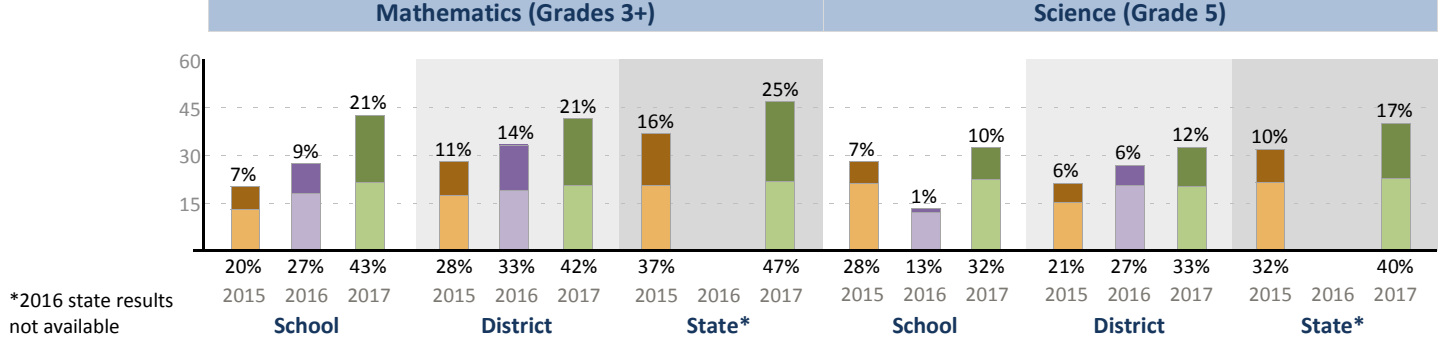
### TerraNova/SUPERA Reading Mathematics



### STAAR Reading (Grades 3+) Writing (Grade 4)



### STAAR Mathematics (Grades 3+) Science (Grade 5)



# 2017-18 School Profile

## Elementary School Metric and Term Definitions



### Attendance

Student attendance rate	Average of students' attendance rates (number of days in attendance out of number of days enrolled). The target for elementary schools is 97%.
Students absent fewer than 10% of days enrolled	An indicator of how many students are in regular attendance. Percentage of students with fewer than 10% absences (excused or unexcused) is based on a snapshot taken at the end of the fifth six-week grading period.

### Enrollment

Number enrolled by grade (N)	Average daily enrollment at the campus during the school year.
Percentage enrolled by grade (% Sch)	Grade-level percentage of total school enrollment.
Percentage in grade by race/ethnicity (% of Grade)	Percentage of students within grade level identified as African American, Hispanic, white, or other. Identification in a category provided by parents/guardians at registration. Students identified as Hispanic are not counted elsewhere.
Percentage enrolled by student group	Counts taken at the end of fifth six-week grading period based on data in student information system. Students may be classified in more than one or no student groups.

### Teachers

Teacher absences	Average number of days not at campus, such as for illness or personal business. Counts do not include vacation days or leave.
Teachers returning to campus	Percentage of teachers from previous school year who continued at the school. The number of teachers who were at the school in both current and previous years is divided by the number of teachers in the previous year. Teachers from the prior year are not included in the statistic if they changed to non-teaching positions within the district.

### Discipline

Frequency of disciplinary actions	Disciplinary actions reported to TEA in PEIMS summer submission. Reporting codes by action are in-school suspensions: 6, 26; out-of-school suspensions: 5, 25; alternative placement: 7; expulsion: 2, 4.
-----------------------------------	---

### Accountability Rating System for Texas Public Schools

State accountability rating	School must meet targets on at least three indexes to achieve "Met Standard": Index 1 or Index 2, Index 3, and Index 4. Schools can earn distinctions for student achievement in math, reading, science, and social studies; top 25% (among comparable schools) in student progress; top 25% in closing performance gaps; and postsecondary readiness.
-----------------------------	--

### School Effectiveness Index

SEI	A measure of performance on assessments that is relative to other Dallas ISD campuses. Isolates school's effect on student outcomes by controlling for differences the school cannot control, such as socio-economic status, neighborhood characteristics, and prior-year academic levels.
-----	--

### Parent Survey

Percentage positive responses	Survey conducted in spring. Positive responses include Agree and Strongly Agree. Other responses included Disagree, Strongly Disagree, and Neutral. Campuses with multiple TEA numbers have results only for the campus as a whole; results are repeated on each profile.
-------------------------------	---

### Staff Climate Survey

Percentage positive responses	Surveys conducted November and May. Positive responses include Agree and Strongly Agree. Other responses included Disagree, Strongly Disagree, and Neutral. Campuses with multiple TEA numbers have results only for the campus as a whole; results are repeated on each profile.
-------------------------------	---

### Istation's Indicators of Progress (ISIP)

Percentage at or above the 40th percentile	Kindergarten readiness as measured using beginning-of-year ISIP scores. Includes results from English and Spanish assessments. Students scoring at or above the 40th percentile, based on ISIP's national normative sample, are considered to be kindergarten-ready. (Guidelines were developed in 2016 by Evaluation & Assessment, Early Childhood & Community Partnerships, and Bilingual/ESL.)
--	---

### TerraNova/SUPERA

Percentage at or above the 40th percentile	Percentage of students with scores at or above the 40th percentile using a national norm, meaning the score was at or above approximately 40 percent of all other scores in the U.S. Indicator of grade-level performance. TerraNova is an English-language assessment and SUPERA is the Spanish-language equivalent. The district administers the reading, language, and mathematics sections of these assessments to students in grades K-2; only the reading and mathematics are presented.
Percentage at or above the 80th percentile	Percentage of students with scores at or above the 80th percentile using a national norm, meaning the score was at or above approximately 80 percent of all other scores in the U.S. Indicator of advanced performance. Scores above the 80th percentile are a subset of scores above the 40th percentile.

### State of Texas Assessment of Academic Readiness (STAAR)

Percentage meeting grade level standard	Percentage of all tests with scores meeting grade level standard (formerly "Level 2 at panel-recommended standard"). Statistics include results from all STAAR test types. School's statistics based on results from students in the accountability subset. District and state statistics are based on grade levels at the campus. Students meeting grade level standard have a high likelihood of success in the next grade or course but may still need some short-term, targeted academic intervention.
Percentage mastering grade level standard	Percentage of all tests with scores demonstrating mastery of grade level standard (formerly "Level 3"). Scores are a subset of scores that "meet grade level standard". Students mastering grade level standard are expected to succeed in the next grade or course with little or no academic intervention.